

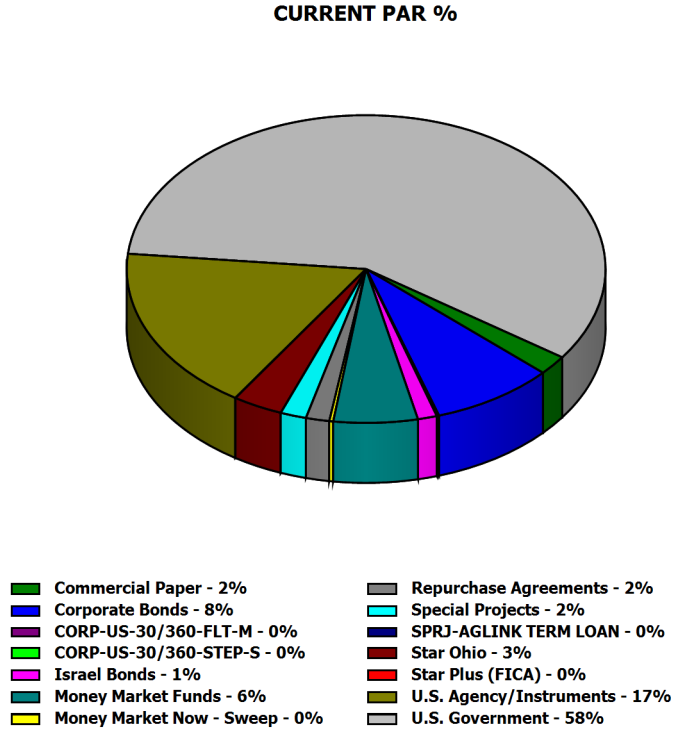
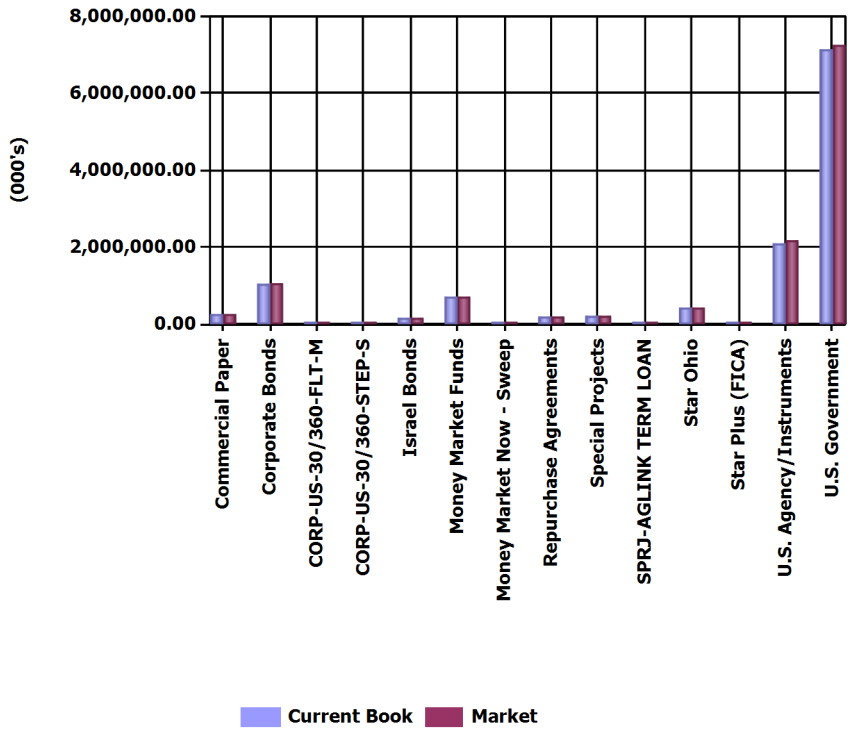


Run Date: 7/2/2019 7:43:02 AM

Investments Outstanding As Of Date: 6/28/2019

Assets (000's)	Current Par	Current Book	Current Market	Mkt/ Cur Book	Yield	WAL (Yr)	Mat (Yr)
Commercial Paper	258,732,198.26	258,705,668.40	258,714,423.26	100.00 %	2.40 %	.006	.006
Corporate Bonds	1,046,575,000.00	1,053,402,879.61	1,059,236,749.59	100.55 %	2.38 %	2.430	2.499
CORP-US-30/360-FLT-M	10,000,000.00	10,000,000.00	9,823,000.00	98.23 %	2.51 %	2.236	2.236
CORP-US-30/360-STEP-S	10,000,000.00	10,000,000.00	10,000,000.00	100.00 %	2.35 %	1.493	4.995
Israel Bonds	162,800,000.00	162,800,000.00	163,103,100.60	100.19 %	3.16 %	2.591	2.591
Money Market Funds	715,255,571.35	715,255,571.35	715,255,571.35	100.00 %	2.36 %	.003	.003
Money Market Now - Sweep	33,308,628.90	33,308,628.90	33,308,628.90	100.00 %	0.70 %	.003	.003
Repurchase Agreements	200,000,000.00	200,000,000.00	200,000,000.00	100.00 %	2.55 %	.019	.019
Special Projects	221,175,267.04	221,175,267.04	221,175,267.04	100.00 %	1.84 %	.697	.697
SPRJ-AGLINK TERM LOAN	150,000.00	150,000.00	150,000.00	100.00 %	1.49 %	.800	.800
Star Ohio	426,645,437.25	426,645,437.25	426,645,437.25	100.00 %	2.47 %	.003	.003
Star Plus (FICA)	2,400,000.00	2,400,000.00	2,400,000.00	100.00 %	2.13 %	.003	.003
U.S. Agency/Instruments	2,192,129,000.00	2,103,704,786.71	2,185,228,740.59	103.88 %	2.10 %	.745	2.481
U.S. Government	7,330,172,000.00	7,149,138,064.80	7,261,968,947.08	101.58 %	2.19 %	.995	.995
<b>Totals (000's):</b>	<b>12,609,343,102.80</b>	<b>12,346,686,304.06</b>	<b>12,547,009,865.66</b>	<b>101.62 %</b>	<b>2.22 %</b>	<b>.959</b>	<b>1.269</b>

PORTFOLIO ALLOCATION



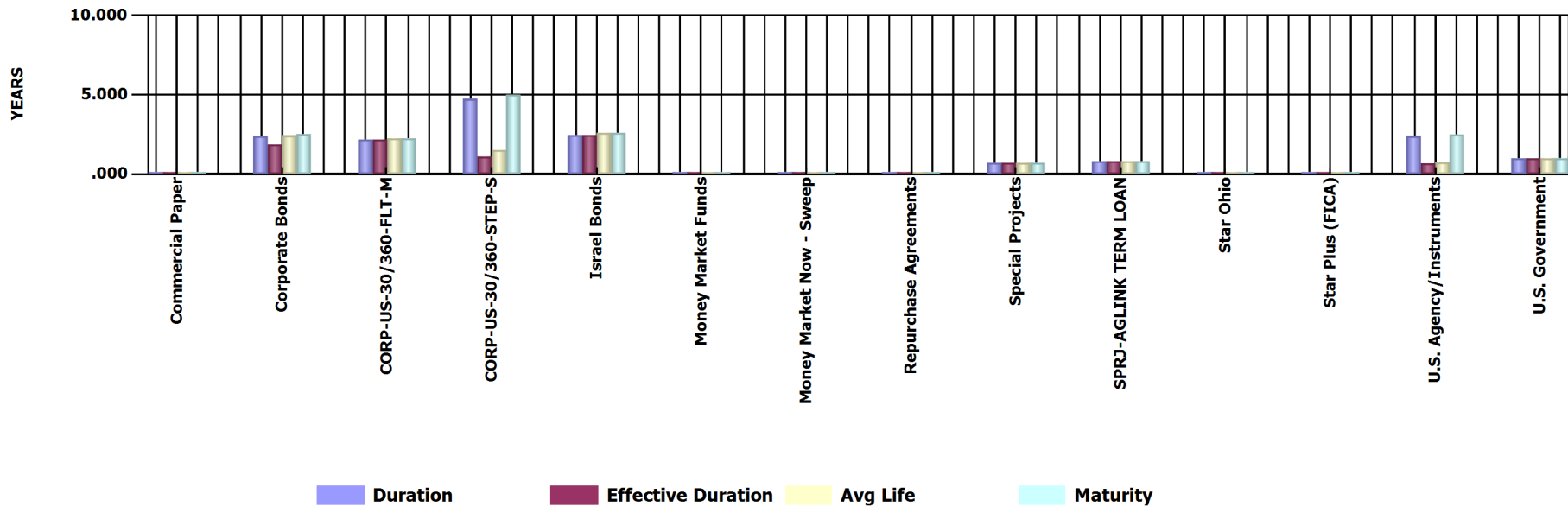


Run Date: 7/2/2019 7:43:02 AM

Investments Outstanding As Of Date: 6/28/2019

Assets (000's)	Current Par	Duration (Yr)	Effective Duration (Yr)	WAL (Yr)	Mat (Yr)
Commercial Paper	258,732.20	.006	.006	.006	.006
Corporate Bonds	1,046,575.00	2.388	1.844	2.430	2.499
CORP-US-30/360-FLT-M	10,000.00	2.152	2.152	2.236	2.236
CORP-US-30/360-STEP-S	10,000.00	4.736	1.095	1.493	4.995
Israel Bonds	162,800.00	2.444	2.444	2.591	2.591
Money Market Funds	715,255.57	.003	.003	.003	.003
Money Market Now - Sweep	33,308.63	.003	.003	.003	.003
Repurchase Agreements	200,000.00	.019	.019	.019	.019
Special Projects	221,175.27	.692	.692	.697	.697
SPRJ-AGLINK TERM LOAN	150.00	.799	.799	.800	.800
Star Ohio	426,645.44	.003	.003	.003	.003
Star Plus (FICA)	2,400.00	.003	.003	.003	.003
U.S. Agency/Instruments	2,192,129.00	2.393	.664	.745	2.481
U.S. Government	7,330,172.00	.980	.980	.995	.995
<b>Totals (000's):</b>	<b>12,609,343.10</b>	<b>1.234</b>	<b>.885</b>	<b>.959</b>	<b>1.269</b>

MATURITY ANALYSIS



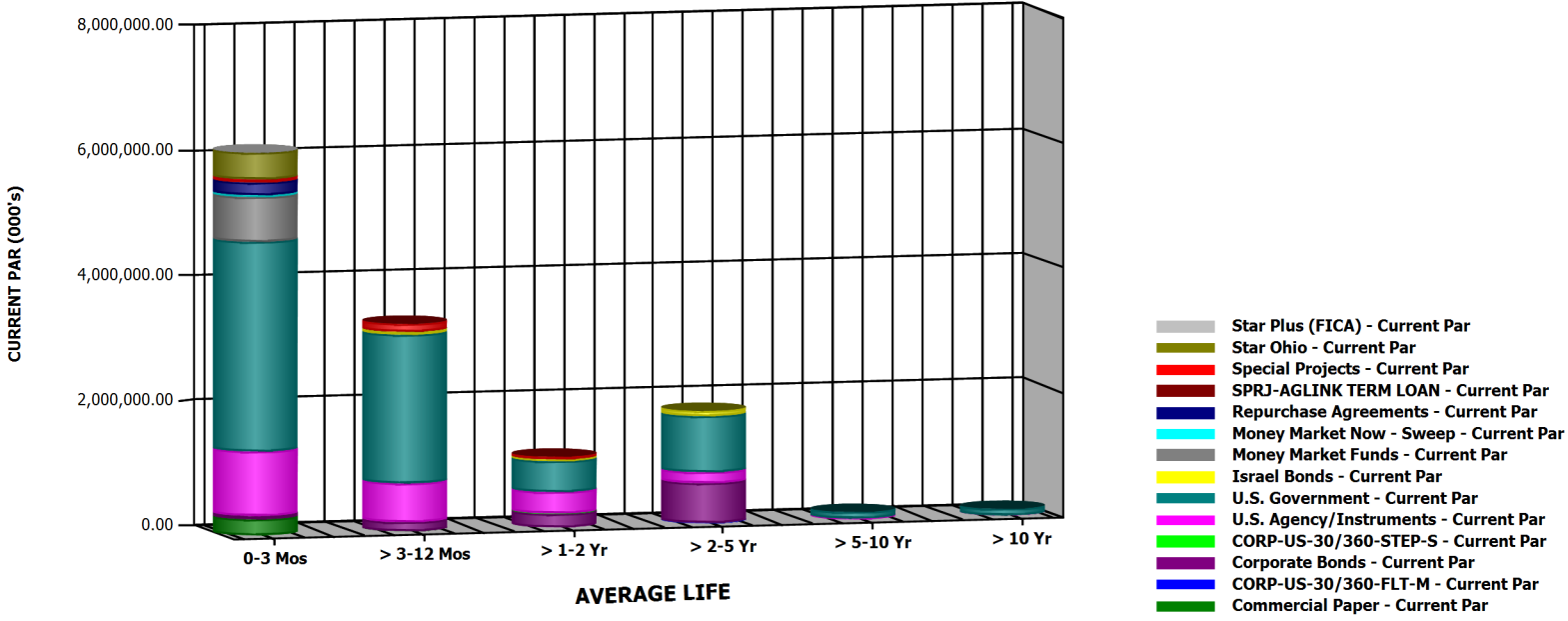


Run Date: 7/2/2019 7:43:02 AM

Investments Outstanding As Of Date: 6/28/2019

Current Par (000's)	0-3 Mos	> 3-12 Mos	> 1-2 Yr	> 2-5 Yr	> 5-10 Yr	> 10 Yr	Totals (000's)
Commercial Paper	256,232.20	2,500.00	0.00	0.00	0.00	0.00	258,732.20
Corporate Bonds	53,132.00	144,917.00	214,066.00	634,460.00	0.00	0.00	1,046,575.00
CORP-US-30/360-FLT-M	0.00	0.00	0.00	10,000.00	0.00	0.00	10,000.00
CORP-US-30/360-STEP-S	0.00	0.00	10,000.00	0.00	0.00	0.00	10,000.00
Israel Bonds	0.00	47,800.00	30,000.00	85,000.00	0.00	0.00	162,800.00
Money Market Funds	715,255.57	0.00	0.00	0.00	0.00	0.00	715,255.57
Money Market Now - Sweep	33,308.63	0.00	0.00	0.00	0.00	0.00	33,308.63
Repurchase Agreements	200,000.00	0.00	0.00	0.00	0.00	0.00	200,000.00
Special Projects	51,554.14	126,557.66	43,063.46	0.00	0.00	0.00	221,175.27
SPRJ-AGLINK TERM LOAN	0.00	150.00	0.00	0.00	0.00	0.00	150.00
Star Ohio	426,645.44	0.00	0.00	0.00	0.00	0.00	426,645.44
Star Plus (FICA)	2,400.00	0.00	0.00	0.00	0.00	0.00	2,400.00
U.S. Agency/Instruments	1,032,419.00	621,674.00	342,881.00	176,904.00	16,180.00	2,071.00	2,192,129.00
U.S. Government	3,354,009.00	2,378,007.25	491,916.25	896,049.75	104,582.25	105,607.50	7,330,172.00
Totals (000's):	6,124,955.98	3,321,605.91	1,131,926.71	1,802,413.75	120,762.25	107,678.50	12,609,343.10

AVERAGE LIFE DISTRIBUTION



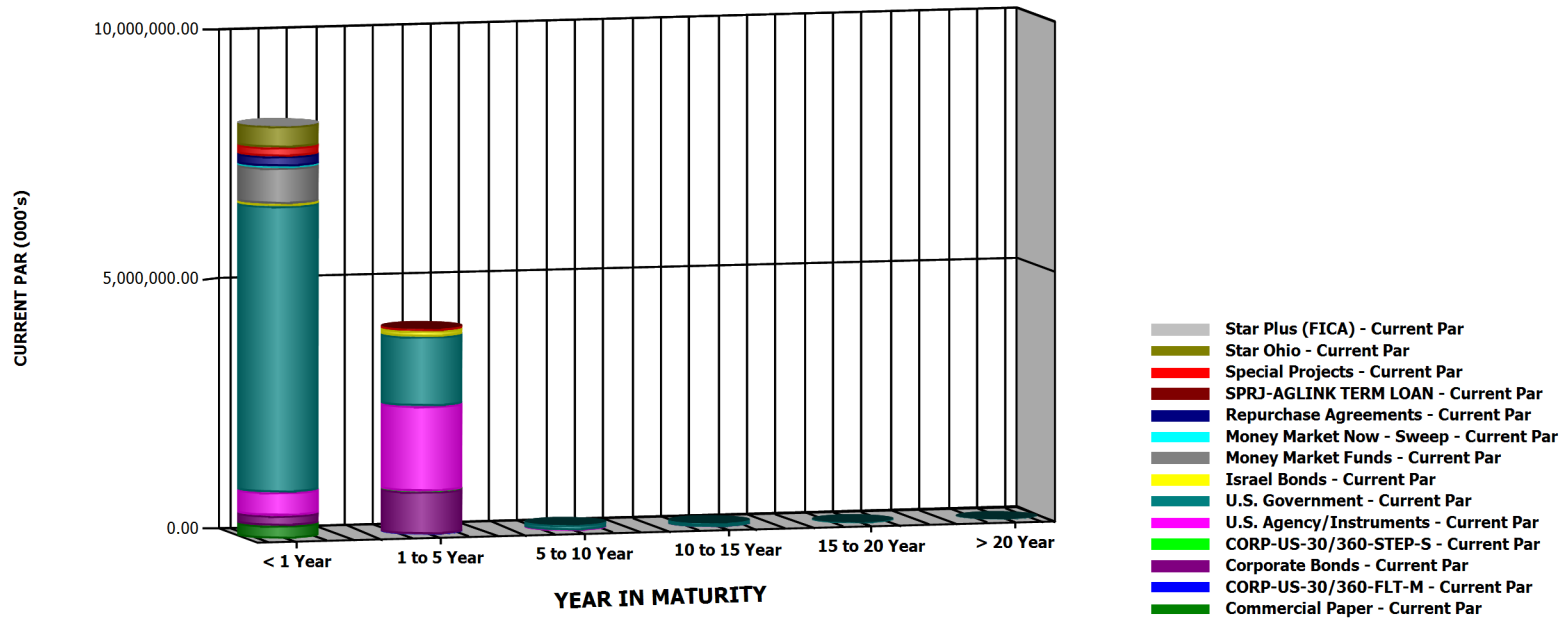


Run Date: 7/2/2019 7:43:02 AM

Investments Outstanding As Of Date: 6/28/2019

Current Par (000's)	< 1 Year	1 to 5 Year	5 to 10 Year	10 to 15 Year	15 to 20 Year	> 20 Year	Totals (000's)
Commercial Paper	258,732.20	0.00	0.00	0.00	0.00	0.00	258,732.20
Corporate Bonds	198,049.00	848,526.00	0.00	0.00	0.00	0.00	1,046,575.00
CORP-US-30/360-FLT-M	0.00	10,000.00	0.00	0.00	0.00	0.00	10,000.00
CORP-US-30/360-STEP-S	0.00	10,000.00	0.00	0.00	0.00	0.00	10,000.00
Israel Bonds	47,800.00	115,000.00	0.00	0.00	0.00	0.00	162,800.00
Money Market Funds	715,255.57	0.00	0.00	0.00	0.00	0.00	715,255.57
Money Market Now - Sweep	33,308.63	0.00	0.00	0.00	0.00	0.00	33,308.63
Repurchase Agreements	200,000.00	0.00	0.00	0.00	0.00	0.00	200,000.00
Special Projects	178,111.81	43,063.46	0.00	0.00	0.00	0.00	221,175.27
SPRJ-AGLINK TERM LOAN	150.00	0.00	0.00	0.00	0.00	0.00	150.00
Star Ohio	426,645.44	0.00	0.00	0.00	0.00	0.00	426,645.44
Star Plus (FICA)	2,400.00	0.00	0.00	0.00	0.00	0.00	2,400.00
U.S. Agency/Instruments	467,625.00	1,706,253.00	16,180.00	2,071.00	0.00	0.00	2,192,129.00
U.S. Government	5,732,016.25	1,387,966.00	104,582.25	77,349.25	21,718.25	6,540.00	7,330,172.00
Totals (000's):	8,260,093.89	4,120,808.46	120,762.25	79,420.25	21,718.25	6,540.00	12,609,343.10

MATURITY  
DISTRIBUTION



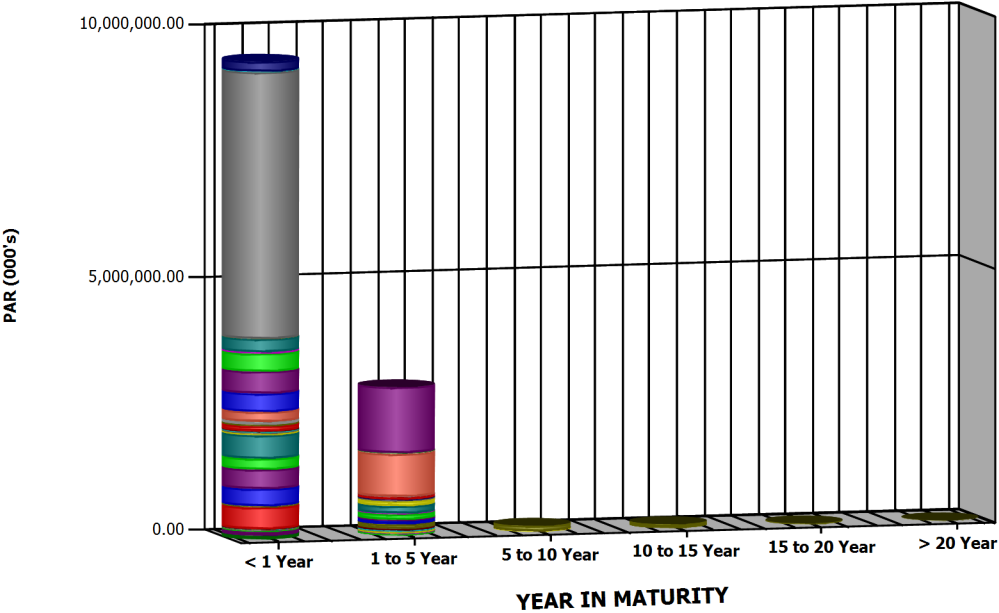


Run Date: 7/2/2019 7:43:02 AM

Investments Outstanding As Of Date: 6/28/2019

Par (000's)	< 1 Year	1 to 5 Year	5 to 10 Year	10 to 15 Year	15 to 20 Year	> 20 Year	Totals (000's)
Commercial Paper	258,732.20	0.00	0.00	0.00	0.00	0.00	258,732.20
Corporate Bonds	198,049.00	848,526.00	0.00	0.00	0.00	0.00	1,046,575.00
CORP-US-30/360-FLT-M	0.00	10,000.00	0.00	0.00	0.00	0.00	10,000.00
CORP-US-30/360-STEP-S	0.00	10,000.00	0.00	0.00	0.00	0.00	10,000.00
Israel Bonds	47,800.00	115,000.00	0.00	0.00	0.00	0.00	162,800.00
Money Market Funds	715,255.57	0.00	0.00	0.00	0.00	0.00	715,255.57
Money Market Now - Sweep	33,308.63	0.00	0.00	0.00	0.00	0.00	33,308.63
Repurchase Agreements	200,000.00	0.00	0.00	0.00	0.00	0.00	200,000.00
Special Projects	178,111.81	43,063.46	0.00	0.00	0.00	0.00	221,175.27
SPRJ-AGLINK TERM LOAN	150.00	0.00	0.00	0.00	0.00	0.00	150.00
Star Ohio	426,645.44	0.00	0.00	0.00	0.00	0.00	426,645.44
Star Plus (FICA)	2,400.00	0.00	0.00	0.00	0.00	0.00	2,400.00
U.S. Agency/Instruments	1,654,093.00	519,785.00	16,180.00	2,071.00	0.00	0.00	2,192,129.00
U.S. Government	5,732,016.25	1,387,966.00	104,582.25	77,349.25	21,718.25	6,540.00	7,330,172.00
Totals (000's):	9,446,561.89	2,934,340.46	120,762.25	79,420.25	21,718.25	6,540.00	12,609,343.10

CALL/MATURITY  
DISTRIBUTION



- REPURCHASE AGREEMENT (TRI-PART - Par
- FFCB-GOVT-US-30/360-AT-MAT - Par
- GOVT-US-ACT/360-ZERO-Z - Par
- STAR OHIO-STAR PLUS(REINV DVD) - Par
- COMMERCIAL PAPER - OPEN TERM - Par
- MONEY MARKET NOW - SWEEP ACCT - Par
- MONEY MARKET FUND - CASH ACCT - Par
- GOVT-US-ACT/ACT-FXD-S - Par
- MONEY MARKET NOW ACCT - Par
- CORP-US-30/360-STEP-S - Par
- CORP-US-30/360-FLT-M - Par
- CORP-US-30/360-FXD-S - Par
- FHLMC-GOVT-US-30/360-STEP-S - Par
- FHLB-GOVT-US-30/360-STEP-Q - Par
- FHLB-GOVT-US-30/360-STEP-S - Par
- FHLMC-GOVT-US-30/360-STEP-Q - Par
- FNMA-GOVT-US-30/360-STEP-S - Par
- FNMA-GOVT-US-30/360-STEP-Q - Par
- ISRAEL-ACT/365-FLT-S - Par
- ISRAEL-ACT/365-FXD-S - Par
- FHLMC-GOVT-US-30/360-FXD-S - Par
- TVA-US-30/360-FXD-S - Par
- FHLB-GOVT-US-30/360-FXD-S - Par
- FFCB-GOVT-US-30/360-FXD-S - Par
- FNMA-GOVT-US-30/360-FXD-S - Par
- SPRJ-RE-ENERGIZE INT @ 6 MONTH - Par
- SPRJ-RE-ENERGIZE INT @ MATURIT - Par
- CP-DISC-US-ACT/360-ZERO-Z - Par
- FICO-GOVT-ACT/360-ZERO-Z - Par
- GOVT-US-ACT/ACT-ZERO-Z - Par
- STAR OHIO - CASH ACCT - Par
- FHLMC-GOVT-ACT/360-ZERO-Z - Par
- RFCS-GOVT-US-ACT/ACT-ZERO-Z - Par
- TVA-US-ACT/360-ZERO-Z - Par
- FED-GOVT-US-30/360-FXD-S - Par
- FNMA-GOVT-US-30/360-ZERO-Z - Par
- SPRJ-LINKED DEPOSIT-SM BUS - Par
- SPRJ-GROWNOW INT @ MATURITY - Par
- SPRJ-ECO-LINK - Par
- SPRJ-BIDOHIO - Par
- SPRJ-AGLINK TERM LOAN - Par
- SPRJ-AGLINK FIXED LINE OF CRED - Par





Run Date: 7/2/2019 7:43:02 AM

Investments Outstanding As Of Date: 6/28/2019

INVENTORY BY MATURITY REPORT

CUSIP	Investment #	Fund	Issuer	Purchase Date	Current Book	Current Rate	Maturity Date	Current Par	YTM	Days to Maturity
27044	146173	2000	STAR OHIO 27044	05/31/2015	6,264,068.76	2.466	06/29/2019	6,264,068.76	2.466	1
10010	154433	1000	STAR OHIO 10010	05/31/2015	420,381,368.49	2.466	06/29/2019	420,381,368.49	2.466	1
63942	174457	1020	STAR OHIO 63942	05/31/2015	0.00	2.466	06/29/2019	0.00	2.466	1
70933	182202	1010	STAR OHIO 70933	05/31/2015	0.00	2.466	06/29/2019	0.00	2.466	1
38141W273	184539	1000	GOLDMAN SACHS FIN SQ GOV	05/31/2015	309,316,587.64	2.302	06/29/2019	309,316,587.64	2.302	1
NOWSW3006	193190	1000	NOW ACCT-SWEEP ACCT-300	05/31/2015	33,308,628.90	.700	06/29/2019	33,308,628.90	.700	1
MMNOW0170	207633	1020	KEYBANK - INVESTMENT MAT	05/31/2015	3,210,393.40	.000	06/29/2019	3,210,393.40	1.450	1
OPNCP8020	207943	1000	US BANK - OPEN COMMERCIA	11/03/2011	0.00	1.750	06/29/2019	0.00	1.750	1
61747C707	210062	1000	MORGAN STANLEY LIQ GOVT	05/31/2015	0.00	2.308	06/29/2019	0.00	2.308	1
825252885	213723	1000	INVESCO GOVT & AGENCY PO	05/31/2015	30,810,797.29	2.290	06/29/2019	30,810,797.29	2.290	1
52470G791	216151	1000	WESTERN ASSET INST GOVT	05/31/2015	13,739,701.84	2.254	06/29/2019	13,739,701.84	2.254	1
PLUS30026	216345	1000	STAR OHIO - 10010	05/31/2015	2,400,000.00	2.130	06/29/2019	2,400,000.00	2.130	1
CITZMMKT3	229092	1000	CITIZENS INTEREST BEARING	01/09/2017	154,800,244.95	2.450	06/29/2019	154,800,244.95	2.450	1
OPNCP8020	235775	1000	US BANK - OPEN COMMERCIA	03/29/2018	0.00	1.850	06/29/2019	0.00	1.850	1
OPNCP8020	236848	1000	US BANK - OPEN CP	05/21/2018	256,232,198.26	2.400	06/29/2019	256,232,198.26	2.400	1
KEYBMMKT0	238506	1000	KEYBANK STRATEGIC DEPOSI	10/05/2018	203,377,846.23	2.400	06/29/2019	203,377,846.23	2.400	1
912828WS5	218410	1020	US TREASURY NOTE	07/15/2014	24,942,382.81	1.625	06/30/2019	25,000,000.00	1.674	2
69353RDD7	223743	1030	PNC BANK NA	08/18/2015	10,038,000.00	2.250	07/02/2019	10,000,000.00	2.147	4
69353RDD7	223746	1030	PNC BANK NA	08/18/2015	5,018,800.00	2.250	07/02/2019	5,000,000.00	2.148	4
69353RDD7	230149	1030	PNC 2 1-4 07-02-19 BKNT	03/31/2017	3,156,429.60	2.250	07/02/2019	3,132,000.00	1.894	4
LD1800019	231947	3050	Liberty Lanes LLC	07/05/2017	17,861.12	1.000	07/05/2019	17,861.12	1.000	7
912796RW1	239368	1000	B 0 07-05-19	01/04/2019	49,385,750.00	.000	07/05/2019	50,000,000.00	2.460	7
912796RW1	240214	1000	B 07-05-19	04/02/2019	49,692,215.28	.000	07/05/2019	50,000,000.00	2.372	7
912796RW1	240215	1000	B 07-05-19	04/02/2019	49,692,215.28	.000	07/05/2019	50,000,000.00	2.372	7
912796RW1	240237	1000	B 0 07-05-19	04/04/2019	49,695,888.89	.000	07/05/2019	50,000,000.00	2.395	7
912796RW1	240264	1000	B 0 07-05-19	04/05/2019	49,699,194.44	.000	07/05/2019	50,000,000.00	2.394	7



Run Date: 7/2/2019 7:43:02 AM

Investments Outstanding As Of Date: 6/28/2019

INVENTORY BY MATURITY REPORT

CUSIP	Investment #	Fund	Issuer	Purchase Date	Current Book	Current Rate	Maturity Date	Current Par	YTM	Days to Maturity
HR6271913	241813	1000	HSBC SECURITIES USA LLC	06/27/2019	200,000,000.00	2.550	07/05/2019	200,000,000.00	2.550	7
LD19B0429	239415	3000	BID OHIO	01/09/2019	5,000,000.00	2.450	07/10/2019	5,000,000.00	2.450	12
LD19B0445	239416	3000	BID OHIO	01/09/2019	2,500,000.00	2.450	07/10/2019	2,500,000.00	2.450	12
LD19B0437	239417	3000	BID OHIO	01/09/2019	2,000,000.00	2.450	07/10/2019	2,000,000.00	2.450	12
LD19B0452	239418	3000	BID OHIO	01/09/2019	2,000,000.00	2.450	07/10/2019	2,000,000.00	2.450	12
LD1800035	231961	3050	D A DECHELLIS DDS INC	07/11/2017	123,087.98	1.000	07/11/2019	123,087.98	1.000	13
EC1800019	231962	3030	MICHAEL STONE	07/11/2017	146,320.00	1.000	07/11/2019	146,320.00	1.000	13
LD1800027	231963	3050	DUBER AUTOMTIVE LLC	07/11/2017	98,484.00	1.000	07/11/2019	98,484.00	1.000	13
912796RZ4	240353	1000	B 0 07-11-19	04/16/2019	24,858,727.08	.000	07/11/2019	25,000,000.00	2.379	13
912796RZ4	240354	1000	B 0 07-11-19	04/16/2019	49,717,454.17	.000	07/11/2019	50,000,000.00	2.379	13
912796RZ4	240821	1000	B 07-11-19	04/22/2019	49,737,666.67	.000	07/11/2019	50,000,000.00	2.373	13
912796RZ4	240822	1000	B 07-11-19	04/22/2019	49,737,666.67	.000	07/11/2019	50,000,000.00	2.373	13
912796RZ4	240823	1000	B 07-11-19	04/22/2019	24,868,833.33	.000	07/11/2019	25,000,000.00	2.373	13
912796RZ4	241380	1000	B 0 07-11-19	05/17/2019	49,822,311.80	.000	07/11/2019	50,000,000.00	2.334	13
912796RZ4	241381	1000	B 0 07-11-19	05/17/2019	49,822,311.81	.000	07/11/2019	50,000,000.00	2.334	13
912796RZ4	241438	1000	B 0 07-11-19	05/23/2019	49,845,684.03	.000	07/11/2019	50,000,000.00	2.275	13
912828S43	227623	1020	US TREASURY NOTE .750 7-15	08/05/2016	14,994,726.56	.750	07/15/2019	15,000,000.00	.762	17
LD19B0635	240755	3000	BID OHIO	04/17/2019	5,000,000.00	2.400	07/17/2019	5,000,000.00	2.400	19
LD19B0643	240756	3000	BID OHIO	04/17/2019	1,000,000.00	2.400	07/17/2019	1,000,000.00	2.400	19
89236TBP9	224245	1030	TOYOTA MOTOR CREDIT COR	09/29/2015	5,029,100.00	2.125	07/18/2019	5,000,000.00	1.965	20
89236TBP9	227685	1030	TOYOTA MOTOR CRE 2.125 7-	08/12/2016	5,125,600.00	2.125	07/18/2019	5,000,000.00	1.250	20
912796QR3	240270	1000	B 07-18-19	04/05/2019	49,661,277.78	.000	07/18/2019	50,000,000.00	2.361	20
912796QR3	240271	1000	B 07-18-19	04/05/2019	49,661,277.78	.000	07/18/2019	50,000,000.00	2.361	20
912796QR3	240767	1000	B 07-18-19	04/18/2019	49,700,774.31	.000	07/18/2019	50,000,000.00	2.382	20
912796QR3	241219	1000	B 0 07-18-19	05/02/2019	49,748,413.19	.000	07/18/2019	50,000,000.00	2.364	20
EC1800043	231977	3030	ROBERT PUSHAY	07/24/2017	100,965.00	1.000	07/24/2019	100,965.00	1.000	26
EC1800050	231978	3030	CHERYL HITCHCOCK	07/24/2017	37,750.00	1.000	07/24/2019	37,750.00	1.000	26
EC1800068	231979	3030	MICHAEL SMUCKER	07/24/2017	228,851.00	1.000	07/24/2019	228,851.00	1.000	26
EC1800076	231980	3030	KEIR SCHLATTER	07/24/2017	69,920.00	1.000	07/24/2019	69,920.00	1.000	26
EC1800084	231981	3030	JENNIFER NELSON CARNEY	07/24/2017	303,674.00	1.000	07/24/2019	303,674.00	1.000	26
EC1800027	231982	3030	ABEL HITTINGER	07/24/2017	55,000.00	1.000	07/24/2019	55,000.00	1.000	26
EC1800035	231983	3030	BARBARA DIDRICHSEN	07/24/2017	65,000.00	1.000	07/24/2019	65,000.00	1.000	26
912796SA8	239569	1000	B 0 07-25-19	01/24/2019	49,381,958.33	.000	07/25/2019	50,000,000.00	2.476	27



Run Date: 7/2/2019 7:43:02 AM

Investments Outstanding As Of Date: 6/28/2019

## INVENTORY BY MATURITY REPORT

CUSIP	Investment #	Fund	Issuer	Purchase Date	Current Book	Current Rate	Maturity Date	Current Par	YTM	Days to Maturity
912796SA8	240949	1000	B 07-25-19	04/23/2019	49,694,520.84	.000	07/25/2019	50,000,000.00	2.380	27
912796SA8	240950	1000	B 07-25-19	04/23/2019	49,694,520.83	.000	07/25/2019	50,000,000.00	2.380	27
912796SA8	241234	1000	B 0 07-25-19	05/03/2019	49,729,673.61	.000	07/25/2019	50,000,000.00	2.358	27
3136G3D51	227556	1010	FNMA DEBENTURE 1.250 7-26	07/29/2016	10,000,000.00	1.250	07/26/2019	10,000,000.00	1.250	28
EC1800092	231985	3030	GARY HUELSMAN	07/27/2017	15,900.00	1.000	07/26/2019	15,900.00	1.000	28
EC1800100	231986	3030	CANDEE MORRIS	07/27/2017	30,000.00	1.000	07/26/2019	30,000.00	1.000	28
EC1800118	231987	3030	DAVID GRUBER	07/27/2017	90,000.00	1.000	07/26/2019	90,000.00	1.000	28
EC1800126	231988	3030	MARCUS MOORE	07/27/2017	126,900.00	1.000	07/26/2019	126,900.00	1.000	28
EC1800134	231989	3030	APRIL QUEENER	07/27/2017	24,225.00	1.000	07/26/2019	24,225.00	1.000	28
EC1800142	231990	3030	LUTHER WIREMAN	07/27/2017	175,616.00	1.000	07/26/2019	175,616.00	1.000	28
EC1800159	231991	3030	JOHN TALLMADGE	07/27/2017	117,365.00	1.000	07/26/2019	117,365.00	1.000	28
912796SB6	240951	1000	B 08-01-19	04/23/2019	49,672,222.00	.000	08/01/2019	50,000,000.00	2.376	34
912796SB6	240952	1000	B 08-01-19	04/23/2019	49,672,222.00	.000	08/01/2019	50,000,000.00	2.376	34
912796SB6	240953	1000	B 08-01-19	04/23/2019	49,672,222.00	.000	08/01/2019	50,000,000.00	2.376	34
912796SB6	241250	1000	B 0 08-01-19	05/06/2019	49,714,229.17	.000	08/01/2019	50,000,000.00	2.379	34
LD1800043	232011	3050	BAVARIAN CATERING LTD	08/03/2017	56,643.41	1.000	08/02/2019	56,643.41	1.000	35
RE1800011	232016	3040	DEAN AND PEGGY JOLLY	08/04/2017	154,422.77	.150	08/02/2019	154,422.77	.150	35
36962G4D3	229190	1030	GE 6 8-7-19	01/20/2017	5,535,200.00	6.000	08/07/2019	5,000,000.00	1.689	40
LD19B0502	239725	3000	BID OHIO	02/06/2019	1,000,000.00	2.500	08/07/2019	1,000,000.00	2.500	40
LD19B0494	239726	3000	BID OHIO	02/06/2019	3,000,000.00	2.500	08/07/2019	3,000,000.00	2.500	40
LD19B0510	239727	3000	BID OHIO	02/06/2019	5,000,000.00	2.500	08/07/2019	5,000,000.00	2.500	40
594918BN3	227900	1030	MICROSOFT CORP 1.100 8-08-	09/01/2016	4,991,050.00	1.100	08/08/2019	5,000,000.00	1.162	41
912796SC4	240158	1000	B 08-08-19	03/26/2019	49,550,937.50	.000	08/08/2019	50,000,000.00	2.417	41
912796SC4	240826	1000	B 0 08-08-19	04/22/2019	49,643,750.00	.000	08/08/2019	50,000,000.00	2.392	41
912796SC4	240827	1000	B 0 08-08-19	04/22/2019	49,643,750.00	.000	08/08/2019	50,000,000.00	2.392	41
912796SC4	241434	1000	B 08-08-19	05/23/2019	49,757,503.47	.000	08/08/2019	50,000,000.00	2.279	41
912796SC4	241487	1000	B 08-08-19	05/30/2019	49,778,819.50	.000	08/08/2019	50,000,000.00	2.285	41
912796SC4	241488	1000	B 08-08-19	05/30/2019	24,889,409.75	.000	08/08/2019	25,000,000.00	2.285	41
EC1800167	232026	3030	SCOTT ALLMAN	08/10/2017	45,000.00	1.000	08/09/2019	45,000.00	1.000	42
EC1800175	232027	3030	PETER BRUGMANN	08/10/2017	121,459.80	1.000	08/09/2019	121,459.80	1.000	42
EC1800183	232030	3030	STEPHEN MARTINEZ	08/14/2017	280,000.00	1.000	08/14/2019	280,000.00	1.000	47
912833KW9	178331	2000	US TREASURY STRIP	10/04/2006	26,992.50	.000	08/15/2019	50,000.00	4.850	48
912833KW9	178585	2000	US TREASURY STRIP	10/26/2006	73,316.64	.000	08/15/2019	138,000.00	5.001	48



Run Date: 7/2/2019 7:43:02 AM

Investments Outstanding As Of Date: 6/28/2019

INVENTORY BY MATURITY REPORT

CUSIP	Investment #	Fund	Issuer	Purchase Date	Current Book	Current Rate	Maturity Date	Current Par	YTM	Days to Maturity
912833KW9	178995	2000	US TREASURY STRIP	11/28/2006	27,543.00	.000	08/15/2019	50,000.00	4.745	48
912833KW9	182219	2000	US TREASURY STRIP	08/28/2007	55,773.00	.000	08/15/2019	100,000.00	4.940	48
912803AR4	182550	2000	US TREASURY STRIP (P)	09/25/2007	55,420.00	.000	08/15/2019	100,000.00	5.027	48
912833KW9	182755	2000	US TREASURY STRIP	10/05/2007	56,708.00	.000	08/15/2019	100,000.00	4.840	48
912833KW9	188066	2000	US TREASURY STRIP	09/15/2008	32,225.00	.000	08/15/2019	50,000.00	4.065	48
912833KW9	188161	2010	US TREASURY STRIP	09/22/2008	375,626.88	.000	08/15/2019	576,000.00	3.962	48
912833KW9	193252	2000	US TREASURY STRIP	08/18/2009	66,893.25	.000	08/15/2019	100,000.00	4.065	48
912833KW9	199559	2000	US TREASURY STRIP	08/13/2010	38,597.50	.000	08/15/2019	50,000.00	2.895	48
912833KW9	200621	2000	US TREASURY STRIP	09/24/2010	78,302.00	.000	08/15/2019	100,000.00	2.770	48
912833KW9	207487	2000	US TREASURY STRIP	09/23/2011	43,840.00	.000	08/15/2019	50,000.00	1.672	48
912833KW9	207859	2000	US TREASURY STRIP	10/31/2011	86,085.00	.000	08/15/2019	100,000.00	1.933	48
912833KW9	207912	2000	US TREASURY STRIP	11/03/2011	43,124.00	.000	08/15/2019	50,000.00	1.910	48
912833KW9	211238	2000	US TREASURY STRIP	08/17/2012	45,999.00	.000	08/15/2019	50,000.00	1.196	48
912833KW9	211298	2000	US TREASURY STRIP	08/22/2012	91,321.00	.000	08/15/2019	100,000.00	1.305	48
912833KW9	215293	2000	US TREASURY STRIP	08/16/2013	44,772.00	.000	08/15/2019	50,000.00	1.850	48
912833KW9	215616	2000	US TREASURY STRIP	09/26/2013	44,972.50	.000	08/15/2019	50,000.00	1.809	48
912833KW9	215880	2000	US TREASURY STRIP	11/01/2013	91,215.00	.000	08/15/2019	100,000.00	1.595	48
912833KW9	218835	2000	US TREASURY STRIP	08/28/2014	367,032.00	.000	08/15/2019	400,000.00	1.740	48
912833KW9	219027	2000	US TREASURY STRIP	09/18/2014	91,400.00	.000	08/15/2019	100,000.00	1.841	48
912833KW9	219284	2000	US TREASURY STRIP	10/17/2014	37,233.20	.000	08/15/2019	40,000.00	1.490	48
0258M0DP1	222655	1030	AMERICAN EXPRESS CREDIT C	05/22/2015	10,108,900.00	2.250	08/15/2019	10,000,000.00	1.980	48
912833KW9	224319	2000	USTREASURYSTRIP	10/08/2015	95,751.00	.000	08/15/2019	100,000.00	1.130	48
912833KW9	224480	2000	USTREASURYSTRIP	10/22/2015	95,647.00	.000	08/15/2019	100,000.00	1.170	48
912833KW9	224550	2000	USTREASURYSTRIP	10/29/2015	38,197.60	.000	08/15/2019	40,000.00	1.218	48
02665WAH4	227376	1030	AMERICAN HONDA F 2.250 8-	07/20/2016	5,145,300.00	2.250	08/15/2019	5,000,000.00	1.281	48
912833KW9	228087	2000	US TREASURY STRI ZERO-% 8	09/23/2016	48,675.50	.000	08/15/2019	50,000.00	.930	48
912833KW9	228283	2000	US TREASURY STRI ZERO-% 8	10/14/2016	242,682.50	.000	08/15/2019	250,000.00	1.050	48
912833KW9	234126	2000	S 0 08-15-19	10/26/2017	38,908.00	.000	08/15/2019	40,000.00	1.540	48
912833KW9	234150	2000	S 0 08-15-19	10/26/2017	48,635.00	.000	08/15/2019	50,000.00	1.540	48
912833KW9	234185	2000	S 0 08-15-19	10/27/2017	24,318.50	.000	08/15/2019	25,000.00	1.540	48
912833KW9	237888	2000	S 0 08-15-19	08/23/2018	117,198.00	.000	08/15/2019	120,000.00	2.430	48
912833KW9	237915	2000	S 0 08-15-19	08/23/2018	39,066.00	.000	08/15/2019	40,000.00	2.430	48
912833KW9	237928	2000	S 0 08-15-19	08/23/2018	244,130.00	.000	08/15/2019	250,000.00	2.444	48



Run Date: 7/2/2019 7:43:02 AM

Investments Outstanding As Of Date: 6/28/2019

INVENTORY BY MATURITY REPORT

CUSIP	Investment #	Fund	Issuer	Purchase Date	Current Book	Current Rate	Maturity Date	Current Par	YTM	Days to Maturity
912833KW9	238205	2000	S 0 08-15-19	09/13/2018	39,094.80	.000	08/15/2019	40,000.00	2.500	48
912833KW9	238694	2000	S 0 08-15-19	10/25/2018	391,624.00	.000	08/15/2019	400,000.00	2.639	48
912796QV4	240352	1000	B 08-15-19	04/16/2019	49,602,548.61	.000	08/15/2019	50,000,000.00	2.384	48
912796QV4	240824	1000	B 08-15-19	04/22/2019	49,622,656.25	.000	08/15/2019	50,000,000.00	2.380	48
912796QV4	240825	1000	B 08-15-19	04/22/2019	49,622,656.25	.000	08/15/2019	50,000,000.00	2.380	48
912796QV4	241412	1000	B 0 08-15-19	05/22/2019	49,727,598.61	.000	08/15/2019	50,000,000.00	2.320	48
912796QV4	241435	1000	B 0 08-15-19	05/23/2019	49,733,416.67	.000	08/15/2019	50,000,000.00	2.297	48
LD1800050	232040	3050	MIKE BIASSELLA INSURANCE L	08/17/2017	214,416.53	1.000	08/16/2019	214,416.53	1.000	49
LD1800068	232043	3050	FOUNTAIN VALLEY ENTERPRI	08/21/2017	191,375.27	1.000	08/21/2019	191,375.27	1.000	54
LD19B0700	241421	3000	BID OHIO 3 MONTH	05/22/2019	5,000,000.00	2.370	08/21/2019	5,000,000.00	2.370	54
LD19B0718	241422	3000	BID OHIO 3 MONTH	05/22/2019	1,000,000.00	2.370	08/21/2019	1,000,000.00	2.370	54
3130A8ZX4	227771	1010	FHLB DEBENTURE 1.250 8-22-	08/22/2016	10,000,000.00	1.250	08/22/2019	10,000,000.00	1.250	55
912796SE0	240156	1000	B 0 08-22-19	03/26/2019	49,504,368.05	.000	08/22/2019	50,000,000.00	2.419	55
912796SE0	240157	1000	B 0 08-22-19	03/26/2019	24,752,184.03	.000	08/22/2019	25,000,000.00	2.419	55
912796SE0	240987	1000	B 08-22-19	04/24/2019	49,605,833.33	.000	08/22/2019	50,000,000.00	2.384	55
912796SE0	240988	1000	B 08-22-19	04/24/2019	49,605,833.33	.000	08/22/2019	50,000,000.00	2.384	55
912796SE0	240989	1000	B 08-22-19	04/24/2019	24,802,916.67	.000	08/22/2019	25,000,000.00	2.384	55
912796SE0	241207	1000	B 08-22-19	05/01/2019	49,630,395.83	.000	08/22/2019	50,000,000.00	2.373	55
912796SE0	241208	1000	B 08-22-19	05/01/2019	24,815,197.92	.000	08/22/2019	25,000,000.00	2.373	55
912796SE0	241216	1000	B 08-22-19	05/02/2019	49,635,611.11	.000	08/22/2019	50,000,000.00	2.360	55
912796SE0	241217	1000	B 08-22-19	05/02/2019	49,635,611.11	.000	08/22/2019	50,000,000.00	2.360	55
3136G2ZR1	225479	1010	FNMA DEBENTURE	02/23/2016	15,000,000.00	1.200	08/23/2019	15,000,000.00	1.200	56
3135GON90	227824	1010	FNMA DEBENTURE 1.150 8-23	08/23/2016	7,500,000.00	1.150	08/23/2019	7,500,000.00	1.150	56
3135GON90	227993	1010	FNMA DEBENTURE 1.150 8-23	09/12/2016	9,995,000.00	1.150	08/23/2019	10,000,000.00	1.167	56
3136G2ZG5	225504	1010	FNMA DEBENTURE	02/26/2016	15,000,000.00	1.300	08/26/2019	15,000,000.00	1.300	59
EC1800191	232046	3030	SHARON BENNETT	08/28/2017	258,391.00	1.000	08/28/2019	258,391.00	1.000	61
EC1800209	232047	3030	EVAN FRANK	08/28/2017	71,030.00	1.000	08/28/2019	71,030.00	1.000	61
EC1800217	232048	3030	TIM SNIDER	08/28/2017	143,255.00	1.000	08/28/2019	143,255.00	1.000	61
EC1800225	232049	3030	MICHAEL HUGHES	08/28/2017	238,980.00	1.000	08/28/2019	238,980.00	1.000	61
EC1800233	232050	3030	NANCY PAHL	08/28/2017	124,000.00	1.000	08/28/2019	124,000.00	1.000	61
EC1800241	232051	3030	LINDA DANNDNBRING	08/28/2017	31,600.00	1.000	08/28/2019	31,600.00	1.000	61
EC1800258	232052	3030	KATHRYN FLINN	08/28/2017	60,705.00	1.000	08/28/2019	60,705.00	1.000	61
EC1800266	232053	3030	CHRISTOPHER KEENER	08/28/2017	65,295.00	1.000	08/28/2019	65,295.00	1.000	61



Run Date: 7/2/2019 7:43:02 AM

Investments Outstanding As Of Date: 6/28/2019

INVENTORY BY MATURITY REPORT

CUSIP	Investment #	Fund	Issuer	Purchase Date	Current Book	Current Rate	Maturity Date	Current Par	YTM	Days to Maturity
EC1800274	232054	3030	ANCREW OSBORNE	08/28/2017	54,000.00	1.000	08/28/2019	54,000.00	1.000	61
EC1800282	232055	3030	DOROTHY CARMAN	08/28/2017	58,740.00	1.000	08/28/2019	58,740.00	1.000	61
EC1800290	232056	3030	RICHARD NORRIS	08/28/2017	25,000.00	1.000	08/28/2019	25,000.00	1.000	61
EC1800308	232057	3030	MELANIE HUDSON	08/28/2017	176,036.00	1.000	08/28/2019	176,036.00	1.000	61
912796SF7	240752	1000	B 08-29-19	04/17/2019	49,557,986.11	.000	08/29/2019	50,000,000.00	2.396	62
912796SF7	240753	1000	B 08-29-19	04/17/2019	49,557,986.11	.000	08/29/2019	50,000,000.00	2.396	62
912796SF7	241221	1000	B 08-29-19	05/02/2019	49,613,250.00	.000	08/29/2019	50,000,000.00	2.358	62
912796SF7	241222	1000	B 08-29-19	05/02/2019	24,806,625.00	.000	08/29/2019	25,000,000.00	2.358	62
912796SF7	241492	1000	B 08-29-19	05/30/2019	49,709,305.55	.000	08/29/2019	50,000,000.00	2.313	62
912796SF7	241493	1000	B 08-29-19	05/30/2019	24,854,652.78	.000	08/29/2019	25,000,000.00	2.313	62
912828TN0	220723	1020	US TREASURY NOTE	02/03/2015	24,826,171.88	1.000	08/31/2019	25,000,000.00	1.157	64
LD19B0544	240022	3000	BID OHIO	03/06/2019	1,000,000.00	2.550	09/04/2019	1,000,000.00	2.550	68
LD19B0551	240023	3000	BID OHIO	03/06/2019	3,000,000.00	2.550	09/04/2019	3,000,000.00	2.550	68
912796SG5	240035	1000	B 09-05-19	03/07/2019	49,383,854.00	.000	09/05/2019	50,000,000.00	2.468	69
912796SG5	240036	1000	B 09-05-19	03/07/2019	49,383,854.00	.000	09/05/2019	50,000,000.00	2.468	69
912796SG5	241436	1000	B 09-05-19	05/23/2019	49,666,041.66	.000	09/05/2019	50,000,000.00	2.305	69
912796SG5	241437	1000	B 09-05-19	05/23/2019	49,666,041.67	.000	09/05/2019	50,000,000.00	2.305	69
EC1800316	233605	3030	WILLIAM E RITTERSHAUSEN	09/06/2017	114,630.00	1.000	09/06/2019	114,630.00	1.000	70
RE1800029	233653	3040	SEMPLE SERVICE CENTER LLC	09/11/2017	66,913.79	.150	09/11/2019	66,913.79	.150	75
3135G0ZG1	224262	1010	FNMA DEBENTURE	09/29/2015	10,174,700.00	1.750	09/12/2019	10,000,000.00	1.295	76
912796RA9	241009	1000	B 0 09-12-19	04/25/2019	49,539,166.67	.000	09/12/2019	50,000,000.00	2.392	76
912796RA9	241218	1000	B 09-12-19	05/02/2019	49,567,288.20	.000	09/12/2019	50,000,000.00	2.363	76
912796RA9	241220	1000	B 09-12-19	05/02/2019	49,567,288.19	.000	09/12/2019	50,000,000.00	2.363	76
912796RA9	241432	1000	B 0 09-12-19	05/23/2019	49,643,777.78	.000	09/12/2019	50,000,000.00	2.306	76
912796RA9	241496	1000	B 09-12-19	05/30/2019	49,666,041.67	.000	09/12/2019	50,000,000.00	2.305	76
912796RA9	241497	1000	B 09-12-19	05/30/2019	24,833,020.83	.000	09/12/2019	25,000,000.00	2.305	76
9128282G4	228602	1020	US TREASURY NOTE .875 9-15	11/10/2016	9,957,812.50	.875	09/15/2019	10,000,000.00	1.026	79
LD19B0767	241713	3000	BID OHIO - 3 MONTH	06/19/2019	2,000,000.00	2.150	09/18/2019	2,000,000.00	2.150	82
LD19B0775	241714	3000	BID OHIO - 3 MONTH	06/19/2019	5,000,000.00	2.150	09/18/2019	5,000,000.00	2.150	82
LD19B0783	241715	3000	BID OHIO - 3 MONTH	06/19/2019	1,500,000.00	2.150	09/18/2019	1,500,000.00	2.150	82
912796SJ9	241030	1000	B 09-19-19	04/26/2019	49,519,670.14	.000	09/19/2019	50,000,000.00	2.392	83
912796SJ9	241031	1000	B 09-19-19	04/26/2019	49,519,670.14	.000	09/19/2019	50,000,000.00	2.392	83
912796SJ9	241399	1000	B 09-19-19	05/21/2019	49,612,127.78	.000	09/19/2019	50,000,000.00	2.326	83



Run Date: 7/2/2019 7:43:02 AM

Investments Outstanding As Of Date: 6/28/2019

INVENTORY BY MATURITY REPORT

CUSIP	Investment #	Fund	Issuer	Purchase Date	Current Book	Current Rate	Maturity Date	Current Par	YTM	Days to Maturity
912796SJ9	241400	1000	B 09-19-19	05/21/2019	49,612,127.78	.000	09/19/2019	50,000,000.00	2.326	83
3130A6GD3	224003	1010	FHLB DEBENTURE	09/25/2015	11,250,000.00	1.500	09/25/2019	11,250,000.00	1.500	89
EC1800340	233780	3030	MELISSA BARTON	09/25/2017	118,675.00	1.000	09/25/2019	118,675.00	1.000	89
EC1800332	233781	3030	WILLIAM ANDERSON	09/25/2017	63,750.00	1.000	09/25/2019	63,750.00	1.000	89
EC1800324	233782	3030	SUSAN MOODY	09/25/2017	153,970.00	1.000	09/25/2019	153,970.00	1.000	89
EC1800399	233783	3030	THOMAS REITZ	09/25/2017	185,801.00	1.000	09/25/2019	185,801.00	1.000	89
EC1800381	233784	3030	NICOLE MARTIN	09/25/2017	27,723.30	1.000	09/25/2019	27,723.30	1.000	89
EC1800373	233785	3030	DAMIAN DOTTERWEICH	09/25/2017	82,210.00	1.000	09/25/2019	82,210.00	1.000	89
EC1800365	233786	3030	JESSICA PATRICH	09/25/2017	45,300.00	1.000	09/25/2019	45,300.00	1.000	89
EC1800357	233787	3030	MICHAEL HOLDREN	09/25/2017	182,000.00	1.000	09/25/2019	182,000.00	1.000	89
31771KAA5	178656	2000	FICO STRIP	10/27/2006	2,056,682.03	.000	09/26/2019	3,991,000.00	5.200	90
3133EGVJ1	228119	1010	FFCB DEBENTURE 1.160 9-26-	09/26/2016	9,992,500.00	1.160	09/26/2019	10,000,000.00	1.186	90
912796SK6	241439	1000	B 09-26-19	05/23/2019	49,599,250.00	.000	09/26/2019	50,000,000.00	2.309	90
912796SK6	241440	1000	B 09-26-19	05/23/2019	49,599,250.00	.000	09/26/2019	50,000,000.00	2.309	90
912796SK6	241454	1000	B 0 09-26-19	05/28/2019	49,614,984.72	.000	09/26/2019	50,000,000.00	2.309	90
912796SK6	241455	1000	B 0 09-26-19	05/28/2019	49,614,984.72	.000	09/26/2019	50,000,000.00	2.309	90
912796SK6	241834	1000	B 0 09-26-19	06/28/2019	49,740,312.50	.000	09/26/2019	50,000,000.00	2.088	90
EC1800423	233827	3030	STEVEN WILSON	09/27/2017	308,854.00	1.000	09/27/2019	308,854.00	1.000	91
EC1800415	233828	3030	ANDREW REGRUT	09/27/2017	201,693.55	1.000	09/27/2019	201,693.55	1.000	91
EC1800407	233829	3030	ROMANS SKUJINS	09/27/2017	140,000.00	1.000	09/27/2019	140,000.00	1.000	91
EC1800456	233830	3030	TERRANCE SZABO	09/27/2017	315,000.00	1.000	09/27/2019	315,000.00	1.000	91
EC1800449	233831	3030	RANDALL HANNA	09/27/2017	79,785.00	1.000	09/27/2019	79,785.00	1.000	91
EC1800431	233832	3030	MICHAEL WEAVER	09/27/2017	126,550.00	1.000	09/27/2019	126,550.00	1.000	91
EC1800472	233833	3030	LAWRENCE BUCCILLI	09/27/2017	107,720.00	1.000	09/27/2019	107,720.00	1.000	91
EC1800464	233834	3030	ERIC BYROM	09/27/2017	36,300.00	1.000	09/27/2019	36,300.00	1.000	91
912828F39	219263	1020	US TREASURY NOTE	10/15/2014	25,359,375.00	1.750	09/30/2019	25,000,000.00	1.448	94
912828TR1	225716	1020	US TREASURY NOTE	03/15/2016	9,915,625.00	1.000	09/30/2019	10,000,000.00	1.244	94
3136G4CZ4	228181	1010	FNMA DEBENTURE 1.150 9-30	09/30/2016	10,000,000.00	1.150	09/30/2019	10,000,000.00	1.150	94
3130A6HC4	224228	1010	FHLB DEBENTURE	10/02/2015	10,000,000.00	1.450	10/02/2019	10,000,000.00	1.450	96
LD19B0619	240240	3000	BID OHIO	04/03/2019	1,000,000.00	2.450	10/02/2019	1,000,000.00	2.450	96
LD19B0593	240241	3000	BID OHIO	04/03/2019	3,000,000.00	2.450	10/02/2019	3,000,000.00	2.450	96
LD19B0601	240242	3000	BID OHIO	04/03/2019	1,000,000.00	2.450	10/02/2019	1,000,000.00	2.450	96
LD19B0627	240243	3000	BID OHIO	04/03/2019	5,000,000.00	2.450	10/02/2019	5,000,000.00	2.450	96



Run Date: 7/2/2019 7:43:02 AM

Investments Outstanding As Of Date: 6/28/2019

INVENTORY BY MATURITY REPORT

CUSIP	Investment #	Fund	Issuer	Purchase Date	Current Book	Current Rate	Maturity Date	Current Par	YTM	Days to Maturity
912796SL4	240306	1000	B 0 10-03-19	04/09/2019	49,413,687.50	.000	10/03/2019	50,000,000.00	2.413	97
912796SL4	241368	1000	B 0 10-03-19	05/16/2019	49,543,250.00	.000	10/03/2019	50,000,000.00	2.371	97
912796SL4	241430	1000	B 10-03-19	05/23/2019	49,577,909.72	.000	10/03/2019	50,000,000.00	2.304	97
912796SL4	241766	1000	B 10-03-19	06/24/2019	49,713,132.00	.000	10/03/2019	50,000,000.00	2.057	97
912796SL4	241767	1000	B 10-03-19	06/24/2019	49,713,132.00	.000	10/03/2019	50,000,000.00	2.057	97
713448DJ4	233315	1030	PEP 1.35 10-04-19	08/11/2017	1,991,200.00	1.350	10/04/2019	2,000,000.00	1.559	98
3133EGJY2	227255	1010	FFCB DEBENTURE 1.140 10-07	07/08/2016	14,991,450.00	1.140	10/07/2019	15,000,000.00	1.158	101
313586RC5	3448	2000	FNMA STRIP	08/12/1996	290,220.00	.000	10/09/2019	1,500,000.00	7.220	103
313586RC5	104952	2000	FNMA STRIP	04/30/1999	713,225.00	.000	10/09/2019	2,500,000.00	6.231	103
3134G3P53	225530	1010	FHLMC MEDIUM TERM NOTE	02/22/2016	10,809,750.00	2.000	10/09/2019	10,500,000.00	1.168	103
912796RF8	241413	1000	B 10-10-19	05/22/2019	49,548,604.16	.000	10/10/2019	50,000,000.00	2.326	104
912796RF8	241414	1000	B 10-10-19	05/22/2019	49,548,604.17	.000	10/10/2019	50,000,000.00	2.326	104
912796RF8	241494	1000	B 10-10-19	05/30/2019	49,577,540.28	.000	10/10/2019	50,000,000.00	2.306	104
912796RF8	241495	1000	B 10-10-19	05/30/2019	49,577,540.28	.000	10/10/2019	50,000,000.00	2.306	104
912796RF8	241824	1000	B 0 10-10-19	06/27/2019	49,702,354.17	.000	10/10/2019	50,000,000.00	2.053	104
912796RF8	241825	1000	B 0 10-10-19	06/27/2019	49,702,354.16	.000	10/10/2019	50,000,000.00	2.053	104
912828T59	228562	1020	US TREASURY NOTE 1.000 10-	11/09/2016	10,004,687.50	1.000	10/15/2019	10,000,000.00	.984	109
62479MXF5	241382	2000	MUFGBK 0 10-15-19	05/17/2019	2,473,470.14	.000	10/15/2019	2,500,000.00	2.557	109
EC1800555	234030	3030	MICHAEL BEZOLD	10/16/2017	93,740.00	1.000	10/16/2019	93,740.00	1.000	110
EC1800548	234031	3030	HELEN O CONNOR	10/16/2017	59,950.00	1.000	10/16/2019	59,950.00	1.000	110
EC1800522	234032	3030	JOHN WOODIN	10/16/2017	81,750.00	1.000	10/16/2019	81,750.00	1.000	110
EC1800530	234033	3030	NATHAN ZWILLING	10/16/2017	196,000.00	1.000	10/16/2019	196,000.00	1.000	110
EC1800514	234034	3030	DANIEL COTTRELL	10/16/2017	229,425.00	1.000	10/16/2019	229,425.00	1.000	110
EC1800506	234035	3030	BARRY MCDONALD	10/16/2017	331,800.00	1.000	10/16/2019	331,800.00	1.000	110
EC1800498	234036	3030	DUANE-LORETTA DALLMAN	10/16/2017	175,007.00	1.000	10/16/2019	175,007.00	1.000	110
EC1800480	234037	3030	BRIAN LIPOWSKI	10/16/2017	350,000.00	1.000	10/16/2019	350,000.00	1.000	110
EC1800563	234056	3030	CAROL MERCER	10/17/2017	100,000.00	1.000	10/16/2019	100,000.00	1.000	110
EC1800571	234057	3030	LINDA PHILLIPS	10/17/2017	63,475.00	1.000	10/16/2019	63,475.00	1.000	110
912796SNO	240768	1000	B 10-17-19	04/18/2019	49,398,388.89	.000	10/17/2019	50,000,000.00	2.409	111
912796SNO	240947	1000	B 0 10-17-19	04/23/2019	49,413,195.84	.000	10/17/2019	50,000,000.00	2.415	111
912796SNO	240948	1000	B 0 10-17-19	04/23/2019	49,413,195.83	.000	10/17/2019	50,000,000.00	2.415	111
89236TDH5	228506	1030	TOYOTA MOTOR CRE 1.550 10	11/04/2016	9,630,197.20	1.550	10/18/2019	9,620,000.00	1.513	112
LD1800076	234075	3050	FRAZIE WEALTH MANAGEMEN	10/18/2017	224,000.00	1.000	10/18/2019	224,000.00	1.000	112





Run Date: 7/2/2019 7:43:02 AM

Investments Outstanding As Of Date: 6/28/2019

INVENTORY BY MATURITY REPORT

CUSIP	Investment #	Fund	Issuer	Purchase Date	Current Book	Current Rate	Maturity Date	Current Par	YTM	Days to Maturity
EC1800589	234090	3030	ALLEN AND LISA PEEPLES	10/19/2017	260,879.36	1.000	10/18/2019	260,879.36	1.000	112
EC1800597	234091	3030	JAMES R. MILLS	10/19/2017	274,735.51	1.000	10/18/2019	274,735.51	1.000	112
89236TDH5	235826	1030	TOYOTA 1.55 10-18-19 MTN	04/09/2018	2,952,180.00	1.550	10/18/2019	3,000,000.00	2.623	112
48127HAA7	222866	1030	JP MORGAN CHASE & CO	06/08/2015	4,963,350.00	2.200	10/22/2019	5,000,000.00	2.377	116
48127HAA7	235626	1030	JPM 2.2 10-22-19	03/15/2018	3,969,880.00	2.200	10/22/2019	4,000,000.00	2.682	116
LD1800084	234181	3050	CARDEN DOOR COMPANY	10/24/2017	197,368.08	1.000	10/24/2019	197,368.08	1.000	118
912796SP5	241774	1000	B 0 10-24-19	06/25/2019	49,668,090.28	.000	10/24/2019	50,000,000.00	1.988	118
912796SP5	241775	1000	B 0 10-24-19	06/25/2019	49,668,090.28	.000	10/24/2019	50,000,000.00	1.988	118
912796SP5	241802	1000	B 0 10-24-19	06/27/2019	49,671,758.34	.000	10/24/2019	50,000,000.00	1.999	118
912796SP5	241803	1000	B 0 10-24-19	06/27/2019	49,671,758.33	.000	10/24/2019	50,000,000.00	1.999	118
912796SP5	241826	1000	B 10-24-19	06/28/2019	49,675,500.00	.000	10/24/2019	50,000,000.00	1.993	118
912796SP5	241827	1000	B 10-24-19	06/28/2019	49,675,500.00	.000	10/24/2019	50,000,000.00	1.993	118
3130A7QP3	226037	1010	FHLB DEBENTURE 1.350 10-25	04/25/2016	4,997,850.00	1.350	10/25/2019	5,000,000.00	1.363	119
EC1800605	234221	3030	SHERRI RAMEY	10/25/2017	14,756.55	1.000	10/25/2019	14,756.55	1.000	119
EC1800613	234222	3030	JASON SMITH	10/25/2017	68,400.00	1.000	10/25/2019	68,400.00	1.000	119
3134G8YF0	226073	1010	FHLMC MEDIUM TER 1.200 10	04/28/2016	10,694,650.00	1.200	10/28/2019	10,700,000.00	1.215	122
3135G0J95	226557	1010	FNMA DEBENTURE 1.350 10-2	04/28/2016	4,989,500.00	1.350	10/28/2019	5,000,000.00	1.412	122
LD1800092	234247	3050	EASTLAND CRANE SERVICE IN	10/30/2017	85,390.83	1.000	10/30/2019	85,390.83	1.000	124
912828TV2	222616	1020	US TREASURY NOTE	05/19/2015	14,896,875.00	1.250	10/31/2019	15,000,000.00	1.410	125
912796SQ3	241768	1000	B 10-31-19	06/25/2019	49,648,888.89	.000	10/31/2019	50,000,000.00	1.989	125
912796SQ3	241769	1000	B 10-31-19	06/25/2019	49,648,888.89	.000	10/31/2019	50,000,000.00	1.989	125
912796SQ3	241799	1000	B 10-31-19	06/27/2019	49,651,750.00	.000	10/31/2019	50,000,000.00	2.004	125
912796SQ3	241801	1000	B 10-31-19	06/27/2019	49,651,750.00	.000	10/31/2019	50,000,000.00	2.004	125
88059EHC1	178665	2000	TVA STRIP	10/30/2006	184,487.23	.000	11/01/2019	367,000.00	5.359	126
LD1800100	234263	3050	A-DISPLAY SERVICE CORP	11/01/2017	37,218.14	1.000	11/01/2019	37,218.14	1.000	126
LD1800118	234291	3050	OHIO TILE AND MARBLE CO	11/06/2017	142,920.07	1.000	11/06/2019	142,920.07	1.000	131
LD19B0650	241292	3000	Bid Ohio	05/08/2019	2,000,000.00	2.420	11/06/2019	2,000,000.00	2.420	131
LD19B0668	241293	3000	Bid Ohio	05/08/2019	2,000,000.00	2.420	11/06/2019	2,000,000.00	2.420	131
LD19B0676	241294	3000	Bid Ohio	05/08/2019	5,000,000.00	2.420	11/06/2019	5,000,000.00	2.420	131
912796RM3	241785	1000	B 0 11-07-19	06/26/2019	49,631,500.00	.000	11/07/2019	50,000,000.00	1.995	132
912796RM3	241786	1000	B 0 11-07-19	06/26/2019	49,631,500.00	.000	11/07/2019	50,000,000.00	1.995	132
LD1800126	234329	3050	FLEMING WISE SCHERER ORT	11/09/2017	190,909.33	1.000	11/08/2019	190,909.33	1.000	133
EC1800621	234346	3030	PATRICK OBRIEN	11/13/2017	100,000.00	1.000	11/13/2019	100,000.00	1.000	138



Run Date: 7/2/2019 7:43:02 AM

Investments Outstanding As Of Date: 6/28/2019

INVENTORY BY MATURITY REPORT

CUSIP	Investment #	Fund	Issuer	Purchase Date	Current Book	Current Rate	Maturity Date	Current Par	YTM	Days to Maturity
EC1800639	234347	3030	CHARLES KINSMAN	11/13/2017	184,425.00	1.000	11/13/2019	184,425.00	1.000	138
EC1800647	234348	3030	JEFFREY FRENCH	11/13/2017	28,388.00	1.000	11/13/2019	28,388.00	1.000	138
EC1800654	234349	3030	WITMER SYMMONDS	11/13/2017	162,400.00	1.000	11/13/2019	162,400.00	1.000	138
EC1800662	234350	3030	DANNY CARNAHAN	11/13/2017	177,941.40	1.000	11/13/2019	177,941.40	1.000	138
EC1800670	234351	3030	DOUGLAS WEARLY	11/13/2017	98,400.00	1.000	11/13/2019	98,400.00	1.000	138
EC1800688	234352	3030	NATHAN ATTERHOLT	11/13/2017	193,760.00	1.000	11/13/2019	193,760.00	1.000	138
912796SS9	241782	1000	B 11-14-19	06/26/2019	49,612,250.00	.000	11/14/2019	50,000,000.00	1.995	139
912796SS9	241783	1000	B 11-14-19	06/26/2019	49,612,250.00	.000	11/14/2019	50,000,000.00	1.995	139
31358C7S9	178663	2000	FNMA STRIP	10/30/2006	330,760.08	.000	11/15/2019	651,000.00	5.259	140
912833KX7	179293	2000	US TREASURY STRIP	12/18/2006	136,157.50	.000	11/15/2019	250,000.00	4.763	140
912833KX7	183729	2000	US TREASURY STRIP	12/05/2007	29,705.00	.000	11/15/2019	50,000.00	4.407	140
912833KX7	183936	2000	US TREASURY STRIP	12/19/2007	57,381.00	.000	11/15/2019	100,000.00	4.720	140
912833KX7	184226	2000	US TREASURY STRIP	01/10/2008	90,180.00	.000	11/15/2019	150,000.00	4.342	140
912833KX7	189213	2000	US TREASURY STRIP	11/21/2008	61,536.00	.000	11/15/2019	100,000.00	4.470	140
912833KX7	189259	2000	US TREASURY STRIP	11/21/2008	3,250.00	.000	11/15/2019	5,000.00	3.961	140
912833KX7	189958	2000	US TREASURY STRIP	01/12/2009	173,470.00	.000	11/15/2019	250,000.00	3.400	140
912833KX7	190246	2000	US TREASURY STRIP	02/04/2009	66,689.00	.000	11/15/2019	100,000.00	3.795	140
912833KX7	194192	2000	US TREASURY STRIP	11/24/2009	69,172.00	.000	11/15/2019	100,000.00	3.729	140
912833KX7	194725	2000	US TREASURY STRIP	01/28/2010	34,246.00	.000	11/15/2019	50,000.00	3.901	140
912833KX7	201928	2000	US TREASURY STRIP	11/17/2010	39,563.00	.000	11/15/2019	50,000.00	2.620	140
912833KX7	202146	2000	US TREASURY STRIP	11/24/2010	38,902.00	.000	11/15/2019	50,000.00	2.816	140
912833KX7	203386	2000	US TREASURY STRIP	01/31/2011	74,675.00	.000	11/15/2019	100,000.00	3.351	140
912833KX7	212187	2000	US TREASURY STRIP	11/30/2012	138,811.50	.000	11/15/2019	150,000.00	1.117	140
912833KX7	212318	2000	US TREASURY STRIP	12/13/2012	325,209.50	.000	11/15/2019	350,000.00	1.064	140
912833KX7	212647	2000	US TREASURY STRIP	01/17/2013	45,951.00	.000	11/15/2019	50,000.00	1.241	140
912833KX7	216067	2000	US TREASURY STRIP	11/21/2013	45,090.00	.000	11/15/2019	50,000.00	1.735	140
912833KX7	216412	2000	US TREASURY STRIP	01/09/2014	88,752.00	.000	11/15/2019	100,000.00	2.051	140
912833KX7	219689	2000	US TREASURY STRIP	11/20/2014	229,625.00	.000	11/15/2019	250,000.00	1.712	140
912833KX7	220242	2000	US TREASURY STRIP	01/09/2015	46,617.50	.000	11/15/2019	50,000.00	1.450	140
912833KX7	220344	2000	US TREASURY STRIP	01/20/2015	93,671.00	.000	11/15/2019	100,000.00	1.362	140
912833KX7	220430	2000	US TREASURY STRIP	01/26/2015	94,103.00	.000	11/15/2019	100,000.00	1.270	140
912833KX7	220451	2000	US TREASURY STRIP	01/26/2015	46,983.00	.000	11/15/2019	50,000.00	1.301	140
912833KX7	220470	2000	US TREASURY STRIP	01/26/2015	37,612.40	.000	11/15/2019	40,000.00	1.286	140



Run Date: 7/2/2019 7:43:02 AM

Investments Outstanding As Of Date: 6/28/2019

INVENTORY BY MATURITY REPORT

CUSIP	Investment #	Fund	Issuer	Purchase Date	Current Book	Current Rate	Maturity Date	Current Par	YTM	Days to Maturity
912833KX7	220499	2000	US TREASURY STRIP	01/27/2015	234,592.50	.000	11/15/2019	250,000.00	1.330	140
912833KX7	220603	2000	US TREASURY STRIP	01/29/2015	233,925.00	.000	11/15/2019	250,000.00	1.391	140
166764AN0	223851	1030	CHEVRON CORP	08/28/2015	8,408,595.63	2.193	11/15/2019	8,319,000.00	1.925	140
912833KX7	225018	2000	USTREASURYSTRIP	12/24/2015	235,415.00	.000	11/15/2019	250,000.00	1.550	140
912833KX7	225339	2000	USTREASURYSTRIP	02/04/2016	95,443.00	.000	11/15/2019	100,000.00	1.239	140
912833KX7	228568	2000	US TREASURY STRI ZERO-% 1	11/14/2016	17,442.72	.000	11/15/2019	18,000.00	1.050	140
912833KX7	229099	2000	S 0 11-15-19	01/12/2017	19,185.20	.000	11/15/2019	20,000.00	1.470	140
912833KX7	229100	2000	S 0 11-15-19	01/12/2017	19,185.20	.000	11/15/2019	20,000.00	1.470	140
912833KX7	229268	2000	S 0 11-15-19	01/26/2017	240,152.50	.000	11/15/2019	250,000.00	1.440	140
912833KX7	229394	2000	S 0 11-15-19	02/02/2017	38,413.60	.000	11/15/2019	40,000.00	1.460	140
912833KX7	234354	2000	S 0 11-15-19	11/16/2017	96,791.00	.000	11/15/2019	100,000.00	1.640	140
LD1800134	234397	3050	MCFEELY LAWN CARE LLC	11/16/2017	18,753.40	1.000	11/15/2019	18,753.40	1.000	140
EC1800753	234398	3030	MARY HUTTEN	11/16/2017	104,362.95	1.000	11/15/2019	104,362.95	1.000	140
EC1800746	234399	3030	STEVEN ANDERSON	11/16/2017	202,125.00	1.000	11/15/2019	202,125.00	1.000	140
EC1800738	234400	3030	SHRIJAY DALAL	11/16/2017	105,125.00	1.000	11/15/2019	105,125.00	1.000	140
EC1800720	234401	3030	BRIAN FRANK	11/16/2017	141,420.00	1.000	11/15/2019	141,420.00	1.000	140
EC1800704	234402	3030	RONALD DOZIER	11/16/2017	120,095.00	1.000	11/15/2019	120,095.00	1.000	140
EC1800712	234403	3030	LINDA JULA	11/16/2017	140,065.00	1.000	11/15/2019	140,065.00	1.000	140
EC1800696	234404	3030	WHITNEY BEATTY	11/16/2017	88,750.00	1.000	11/15/2019	88,750.00	1.000	140
912833KX7	234927	2000	S 0 11-15-19	01/25/2018	38,589.60	.000	11/15/2019	40,000.00	2.000	140
912833KX7	235052	2000	S 0 11-15-19	02/02/2018	38,586.00	.000	11/15/2019	40,000.00	2.030	140
EC1800761	234419	3030	TODD CUNNINGHAM	11/20/2017	238,700.00	1.000	11/20/2019	238,700.00	1.000	145
EC1800779	234420	3030	TRACY REDDING	11/20/2017	188,356.00	1.000	11/20/2019	188,356.00	1.000	145
EC1800787	234421	3030	JONATHAN DARA SHADE	11/20/2017	69,500.00	1.000	11/20/2019	69,500.00	1.000	145
EC1800795	234422	3030	MICHEAL SPARKS	11/20/2017	31,175.00	1.000	11/20/2019	31,175.00	1.000	145
EC1800803	234423	3030	RYAN WILHELM	11/20/2017	85,198.20	1.000	11/20/2019	85,198.20	1.000	145
912796ST7	241431	1000	B 0 11-21-19	05/23/2019	49,413,555.56	.000	11/21/2019	50,000,000.00	2.348	146
LD1800159	234444	3050	SMITTYS CUSTOM AUTOMOTI	11/22/2017	290,000.00	1.000	11/22/2019	290,000.00	1.000	147
3136G2YA9	225431	1010	FNMA DEBENTURE	02/26/2016	10,000,000.00	1.400	11/26/2019	10,000,000.00	1.400	151
LD1800167	234464	3050	MITCHELL INVST INC DBA PAI	11/27/2017	346,500.11	1.000	11/27/2019	346,500.11	1.000	152
313400BV4	104953	2000	FHLMC STRIP	04/30/1999	762,469.40	.000	11/29/2019	2,695,000.00	6.230	154
313400BV4	178664	2000	FHLMC STRIP	10/30/2006	863,605.44	.000	11/29/2019	1,707,000.00	5.277	154
912796SU4	241788	1000	B 11-29-19	06/26/2019	49,569,916.67	.000	11/29/2019	50,000,000.00	2.002	154



Run Date: 7/2/2019 7:43:02 AM

Investments Outstanding As Of Date: 6/28/2019

INVENTORY BY MATURITY REPORT

CUSIP	Investment #	Fund	Issuer	Purchase Date	Current Book	Current Rate	Maturity Date	Current Par	YTM	Days to Maturity
912796SU4	241789	1000	B 11-29-19	06/26/2019	49,569,916.66	.000	11/29/2019	50,000,000.00	2.002	154
912828UB4	228234	1020	US TREASURY NOTE 1.000 11-	10/06/2016	15,006,445.31	1.000	11/30/2019	15,000,000.00	.986	155
3134A1HU7	93767	2000	FHLMC STRIP	01/13/1999	1,438,965.00	.000	12/02/2019	5,100,000.00	6.151	157
3134A1HU7	108426	2000	FHLMC STRIP	06/21/1999	258,860.00	.000	12/02/2019	1,000,000.00	6.720	157
3133EFRM1	224831	1010	FFCB DEBENTURE	12/02/2015	10,000,000.00	1.640	12/02/2019	10,000,000.00	1.640	157
LD19B0726	241549	3000	BID OHIO 6 MONTH	06/05/2019	3,000,000.00	2.230	12/04/2019	3,000,000.00	2.230	159
LD19B0734	241550	3000	BID OHIO 6 MONTH	06/05/2019	2,500,000.00	2.230	12/04/2019	2,500,000.00	2.230	159
LD19B0742	241551	3000	BID OHIO 6 MONTH	06/05/2019	5,000,000.00	2.230	12/04/2019	5,000,000.00	2.230	159
LD19B0759	241552	3000	BID OHIO 6 MONTH	06/05/2019	1,000,000.00	2.230	12/04/2019	1,000,000.00	2.230	159
478160BM5	223037	1030	JOHNSON & JOHNSON	06/22/2015	11,647,437.00	1.875	12/05/2019	11,650,000.00	1.880	160
LD1800175	234507	3050	MEGA PLASTICS CO	12/05/2017	147,860.92	1.000	12/05/2019	147,860.92	1.000	160
912796RN1	241797	1000	B 12-05-19	06/27/2019	49,553,336.81	.000	12/05/2019	50,000,000.00	2.016	160
912796RN1	241798	1000	B 12-05-19	06/27/2019	49,553,336.80	.000	12/05/2019	50,000,000.00	2.016	160
LD1800183	234521	3050	TOMATKI INC DBA IGA	12/06/2017	400,000.00	1.000	12/06/2019	400,000.00	1.000	161
36962G6P4	230173	1030	GE 2.1 12-11-19	04/03/2017	3,019,590.00	2.100	12/11/2019	3,000,000.00	1.850	166
EC1800886	234556	3030	NATHAN HAUKE	12/12/2017	77,607.35	1.000	12/12/2019	77,607.35	1.000	167
EC1800878	234557	3030	DOUGLAS MINK	12/12/2017	175,315.00	1.000	12/12/2019	175,315.00	1.000	167
EC1800860	234558	3030	KEVIN RAMIREZ	12/12/2017	85,500.00	1.000	12/12/2019	85,500.00	1.000	167
EC1800852	234559	3030	MARK FOSTER	12/12/2017	287,000.00	1.000	12/12/2019	287,000.00	1.000	167
EC1800845	234560	3030	TRAVIS FLING	12/12/2017	350,000.00	1.000	12/12/2019	350,000.00	1.000	167
EC1800837	234561	3030	DANIEL CHERAMIE	12/12/2017	120,000.00	1.000	12/12/2019	120,000.00	1.000	167
EC1800829	234562	3030	LESLIE BEYER HERMSEN	12/12/2017	341,005.00	1.000	12/12/2019	341,005.00	1.000	167
EC1800811	234563	3030	WILLIAM NEIDER	12/12/2017	105,000.00	1.000	12/12/2019	105,000.00	1.000	167
912796SW0	241764	1000	B 12-12-19	06/24/2019	49,529,750.00	.000	12/12/2019	50,000,000.00	1.999	167
912796SW0	241765	1000	B 12-12-19	06/24/2019	49,529,750.00	.000	12/12/2019	50,000,000.00	1.999	167
LD1800191	234568	3050	RAMCO ELECTRIC MOTORS	12/13/2017	400,000.00	1.000	12/13/2019	400,000.00	1.000	168
EC1800969	234576	3030	HOWARD ALLEN	12/14/2017	75,000.00	1.000	12/13/2019	75,000.00	1.000	168
EC1800944	234577	3030	EDWARD MOSER	12/14/2017	267,197.00	1.000	12/13/2019	267,197.00	1.000	168
EC1800951	234578	3030	LISA MIDDAGH TRAUD	12/14/2017	104,610.00	1.000	12/13/2019	104,610.00	1.000	168
EC1800936	234579	3030	MERYDETH TIPTON	12/14/2017	105,585.00	1.000	12/13/2019	105,585.00	1.000	168
EC1800910	234580	3030	CRAIG STRAUB	12/14/2017	50,000.00	1.000	12/13/2019	50,000.00	1.000	168
EC1800902	234581	3030	RONALD GARLAND	12/14/2017	350,000.00	1.000	12/13/2019	350,000.00	1.000	168
EC1800894	234582	3030	GARY DECKARD	12/14/2017	93,210.00	1.000	12/13/2019	93,210.00	1.000	168



Run Date: 7/2/2019 7:43:02 AM

Investments Outstanding As Of Date: 6/28/2019

## INVENTORY BY MATURITY REPORT

CUSIP	Investment #	Fund	Issuer	Purchase Date	Current Book	Current Rate	Maturity Date	Current Par	YTM	Days to Maturity
EC1800928	234583	3030	JOHN AND NORTON ROBERTS	12/14/2017	196,511.00	1.000	12/13/2019	196,511.00	1.000	168
912828U73	228946	1020	T 1 3-8 12-15-19	12/22/2016	9,951,562.50	1.375	12/15/2019	10,000,000.00	1.542	170
LD1800209	234602	3050	ALLEN MILLER BUILDER	12/18/2017	184,050.83	1.000	12/18/2019	184,050.83	1.000	173
3133EEM49	222730	1010	FFCB DEBENTURE	05/27/2015	10,024,600.00	1.600	12/20/2019	10,000,000.00	1.544	175
LD1800217	234666	3050	A J MECHANICAL SERVICES IN	12/26/2017	72,816.32	1.250	12/26/2019	72,816.32	1.250	181
912796SY6	241787	1000	B 12-26-19	06/27/2019	49,489,136.11	.000	12/26/2019	50,000,000.00	2.042	181
912796SY6	241828	1000	B 12-26-19	06/28/2019	49,487,166.67	.000	12/26/2019	50,000,000.00	2.061	181
3136G3WU5	227157	1010	FNMA DEBENTURE 1.150 12-3	06/30/2016	6,750,000.00	1.150	12/30/2019	6,750,000.00	1.150	185
3136G4BE2	228054	1010	FNMA DEBENTURE 1.300 12-3	09/30/2016	15,000,000.00	1.300	12/30/2019	15,000,000.00	1.300	185
912828G95	220370	1020	US TREASURY NOTE	01/15/2015	40,656,250.00	1.625	12/31/2019	40,000,000.00	1.282	186
912828UF5	226533	1020	US TREASURY NOTE 1.125 12-	04/25/2016	9,990,625.00	1.125	12/31/2019	10,000,000.00	1.151	186
9128283N8	241829	1000	T 1 7-8 12-31-19	06/28/2019	24,976,562.50	1.875	12/31/2019	25,000,000.00	2.062	186
912796RT8	241433	1000	B 01-02-20	05/23/2019	49,303,888.89	.000	01/02/2020	50,000,000.00	2.269	188
912796RT8	241784	1000	B 01-02-20	06/26/2019	49,482,118.00	.000	01/02/2020	50,000,000.00	1.983	188
LD1800225	234725	3050	ENERGY POWER SERVICES	01/03/2018	400,000.00	1.250	01/03/2020	400,000.00	1.250	189
LD1800233	234778	3050	SHULTZ TRANSPORT INC	01/08/2018	144,000.00	1.250	01/08/2020	144,000.00	1.250	194
3136G3JJ5	225982	1010	FNMA DEBENTURE	04/14/2016	15,000,000.00	1.360	01/14/2020	15,000,000.00	1.360	200
31359YCF2	147427	2000	FNMA STRIP	03/07/2001	351,302.40	.000	01/15/2020	1,140,000.00	6.340	201
76116EFV7	165708	2000	REF CORP STRIP	04/26/2004	129,620.04	.000	01/15/2020	316,000.00	5.750	201
31359YCF2	173955	2000	FNMA STRIP	12/13/2005	151,508.14	.000	01/15/2020	314,000.00	5.240	201
88059EMW1	178655	2000	TVA STRIP	10/27/2006	3,047,060.40	.000	01/15/2020	6,099,000.00	5.320	201
76116EFV7	179699	2000	REF CORP STRIP	01/31/2007	76,833.00	.000	01/15/2020	150,000.00	5.231	201
912828V31	229213	1020	T 1 3-8 01-15-20	01/20/2017	19,914,062.50	1.375	01/15/2020	20,000,000.00	1.523	201
LD1800241	234828	3050	BOBCAT OF LIMA INC	01/16/2018	400,000.00	1.250	01/16/2020	400,000.00	1.250	202
3135G0A78	225329	1010	FNMA DEBENTURE	02/02/2016	20,261,600.00	1.625	01/21/2020	20,000,000.00	1.286	207
EC1801074	234914	3030	KENNETH HESS	01/22/2018	93,970.00	1.250	01/22/2020	93,970.00	1.250	208
EC1801066	234915	3030	VALERIE AND MICHAEL BEERB	01/22/2018	200,000.00	1.250	01/22/2020	200,000.00	1.250	208
EC1801041	234916	3030	STEVEN & CYNTHIA FRASER	01/22/2018	75,000.00	1.250	01/22/2020	75,000.00	1.250	208
EC1801058	234917	3030	MICHAEL DABBELT	01/22/2018	167,500.00	1.250	01/22/2020	167,500.00	1.250	208
EC1801033	234918	3030	TERRY LUANN BROWN	01/22/2018	71,750.00	1.250	01/22/2020	71,750.00	1.250	208
EC1801017	234919	3030	ALAN ACKROYD	01/22/2018	210,000.00	1.250	01/22/2020	210,000.00	1.250	208
EC1801025	234920	3030	MICHAEL WADKOWSKI	01/22/2018	70,000.00	1.250	01/22/2020	70,000.00	1.250	208
EC1801009	234921	3030	PHILIP LEPPLA	01/22/2018	113,055.00	1.250	01/22/2020	113,055.00	1.250	208



Run Date: 7/2/2019 7:43:02 AM

Investments Outstanding As Of Date: 6/28/2019

INVENTORY BY MATURITY REPORT

CUSIP	Investment #	Fund	Issuer	Purchase Date	Current Book	Current Rate	Maturity Date	Current Par	YTM	Days to Maturity
EC1800993	234922	3030	MEENAL SHARKEY	01/22/2018	252,000.00	1.250	01/22/2020	252,000.00	1.250	208
EC1800985	234923	3030	ROBIN THORNBURG	01/22/2018	96,875.00	1.250	01/22/2020	96,875.00	1.250	208
EC1800977	234924	3030	ANDREW DEMAIN	01/22/2018	108,750.00	1.250	01/22/2020	108,750.00	1.250	208
LD1800258	235033	3050	CLARKS GROCERY INC	01/26/2018	171,809.92	1.250	01/24/2020	171,809.92	1.250	210
LD1800266	235034	3050	ADVANCED BUILDING RESTOR	01/26/2018	32,400.00	1.250	01/24/2020	32,400.00	1.250	210
3136G2D20	220533	1010	FNMA DEBENTURE	01/30/2015	24,950,000.00	1.600	01/30/2020	25,000,000.00	1.642	216
912796RY7	241751	1000	B 01-30-20	06/21/2019	49,416,173.61	.000	01/30/2020	50,000,000.00	1.907	216
912828H52	220722	1020	US TREASURY NOTE	02/03/2015	10,021,875.00	1.250	01/31/2020	10,000,000.00	1.205	217
912828H52	220739	1020	US TREASURY NOTE	02/04/2015	10,001,562.50	1.250	01/31/2020	10,000,000.00	1.247	217
RE1800037	235097	3040	ALPHA GROCERY COMPANY LL	02/01/2018	323,143.06	1.250	01/31/2020	323,143.06	1.250	217
LD1800274	235114	3050	H&H MACHINE SHOP OF RAVE	02/02/2018	283,360.00	1.250	01/31/2020	283,360.00	1.250	217
46513XL24	234994	1010	ISRAEL BOND 2-1-2020	02/01/2018	12,800,000.00	2.570	02/01/2020	12,800,000.00	2.570	218
46513X5R7	234995	1010	ISRAEL FLOATER 2-1-2020	02/01/2018	10,000,000.00	2.863	02/01/2020	10,000,000.00	2.863	218
EC1801082	235125	3030	RYAN LEEPER	02/05/2018	104,340.00	1.250	02/05/2020	104,340.00	1.250	222
LD1800282	235174	3050	TRIBUTE CONTRACTING &CO	02/09/2018	61,776.00	1.250	02/07/2020	61,776.00	1.250	224
693476BJ1	227793	1030	PNC BANK NA 5.125 2-08-2	08/22/2016	5,586,950.00	5.125	02/08/2020	5,000,000.00	1.623	225
58933YAS4	223546	1030	MERCK & CO INC	07/31/2015	6,969,690.00	1.850	02/10/2020	7,000,000.00	1.950	227
594918AY0	223430	1030	MICROSOFT CORP	07/24/2015	3,779,844.26	1.850	02/12/2020	3,782,000.00	1.863	229
594918AY0	227428	1030	MICROSOFT CORP 1.850 2-12-	07/25/2016	5,634,648.80	1.850	02/12/2020	5,522,000.00	1.260	229
594918AY0	227429	1030	MICROSOFT CORP 1.850 2-12-	07/25/2016	5,103,100.00	1.850	02/12/2020	5,000,000.00	1.254	229
EC1801140	235187	3030	JON VINCENT	02/12/2018	150,000.00	1.250	02/12/2020	150,000.00	1.250	229
EC1801132	235188	3030	ARLENE BAILEY-ENFIO	02/12/2018	35,375.00	1.250	02/12/2020	35,375.00	1.250	229
EC1801124	235189	3030	JOHN MEEK	02/12/2018	196,280.00	1.250	02/12/2020	196,280.00	1.250	229
EC1801116	235190	3030	BARBARA SLAVINSKI	02/12/2018	175,847.00	1.250	02/12/2020	175,847.00	1.250	229
EC1801108	235191	3030	WHITNEY BRANDHORST	02/12/2018	105,000.00	1.250	02/12/2020	105,000.00	1.250	229
EC1801090	235192	3030	NICOLE CEPIN	02/12/2018	106,800.00	1.250	02/12/2020	106,800.00	1.250	229
LD1800290	235276	3050	TAWA TREE MULCH DIVISION	02/16/2018	250,000.00	1.250	02/14/2020	250,000.00	1.250	231
LD1800308	235277	3050	TAWA TRUCKING LLC	02/16/2018	150,000.00	1.250	02/14/2020	150,000.00	1.250	231
912833KY5	180367	2000	US TREASURY STRIP	04/03/2007	26,782.00	.000	02/15/2020	50,000.00	4.910	232
912833KY5	180519	2000	US TREASURY STRIP	04/12/2007	52,828.00	.000	02/15/2020	100,000.00	5.030	232
912833KY5	180735	2000	US TREASURY STRIP	04/30/2007	53,960.00	.000	02/15/2020	100,000.00	4.880	232
912833KY5	184837	2000	US TREASURY STRIP	02/28/2008	5,871.79	.000	02/15/2020	10,000.00	4.500	232
912833KY5	185227	2000	US TREASURY STRIP	03/27/2008	6,090.00	.000	02/15/2020	10,000.00	4.216	232



Run Date: 7/2/2019 7:43:02 AM

Investments Outstanding As Of Date: 6/28/2019

INVENTORY BY MATURITY REPORT

CUSIP	Investment #	Fund	Issuer	Purchase Date	Current Book	Current Rate	Maturity Date	Current Par	YTM	Days to Maturity
912833KY5	185270	2000	US TREASURY STRIP	03/28/2008	30,227.00	.000	02/15/2020	50,000.00	4.280	232
912833KY5	185596	2000	US TREASURY STRIP	04/16/2008	30,753.50	.000	02/15/2020	50,000.00	4.150	232
912833KY5	185615	2000	US TREASURY STRIP	04/16/2008	6,132.00	.000	02/15/2020	10,000.00	4.176	232
912833KY5	185882	2000	US TREASURY STRIP	04/28/2008	14,838.75	.000	02/15/2020	25,000.00	4.470	232
912833KY5	190596	2000	US TREASURY STRIP	02/27/2009	33,416.00	.000	02/15/2020	50,000.00	3.709	232
912833KY5	190827	2000	US TREASURY STRIP	03/20/2009	33,250.00	.000	02/15/2020	50,000.00	3.775	232
912833KY5	190953	2000	US TREASURY STRIP	03/30/2009	68,408.00	.000	02/15/2020	100,000.00	3.520	232
912833KY5	191119	2000	US TREASURY STRIP	04/13/2009	3,500.00	.000	02/15/2020	5,000.00	3.317	232
912833KY5	191206	2000	US TREASURY STRIP	04/16/2009	33,907.50	.000	02/15/2020	50,000.00	3.617	232
912833KY5	191857	2000	US TREASURY STRIP	04/24/2009	34,140.00	.000	02/15/2020	50,000.00	3.560	232
912833KY5	194854	2000	US TREASURY STRIP	02/08/2010	66,917.00	.000	02/15/2020	100,000.00	4.050	232
912833KY5	195180	2000	US TREASURY STRIP	03/03/2010	33,727.00	.000	02/15/2020	50,000.00	3.994	232
912833KY5	195387	2000	US TREASURY STRIP	03/12/2010	67,152.00	.000	02/15/2020	100,000.00	4.050	232
912833KY5	195856	2000	US TREASURY STRIP	04/08/2010	33,037.00	.000	02/15/2020	50,000.00	4.249	232
912833KY5	196881	2000	US TREASURY STRIP	04/30/2010	33,954.50	.000	02/15/2020	50,000.00	3.990	232
912833KY5	203855	2000	US TREASURY STRIP	02/28/2011	36,599.00	.000	02/15/2020	50,000.00	3.511	232
912833KY5	204502	2000	US TREASURY STRIP	04/12/2011	73,094.00	.000	02/15/2020	100,000.00	3.575	232
912833KY5	205415	2000	US TREASURY STRIP	05/05/2011	75,074.00	.000	02/15/2020	100,000.00	3.291	232
912833KY5	208698	2000	US TREASURY STRIP	02/16/2012	43,860.00	.000	02/15/2020	50,000.00	1.645	232
912833KY5	208869	2000	US TREASURY STRIP	03/05/2012	87,726.00	.000	02/15/2020	100,000.00	1.654	232
912833KY5	209008	2000	US TREASURY STRIP	03/19/2012	42,684.50	.000	02/15/2020	50,000.00	2.010	232
912833KY5	209133	2000	US TREASURY STRIP	04/05/2012	43,143.00	.000	02/15/2020	50,000.00	1.885	232
912833KY5	209925	2000	US TREASURY STRIP	04/30/2012	43,881.00	.000	02/15/2020	50,000.00	1.682	232
912833KY5	213282	2000	US TREASURY STRIP	03/25/2013	45,726.50	.000	02/15/2020	50,000.00	1.300	232
912833KY5	213357	2000	US TREASURY STRIP	03/28/2013	91,619.00	.000	02/15/2020	100,000.00	1.275	232
912833KY5	213434	2000	US TREASURY STRIP	04/04/2013	46,100.00	.000	02/15/2020	50,000.00	1.186	232
912833KY5	213501	2000	US TREASURY STRIP	04/12/2013	92,646.00	.000	02/15/2020	100,000.00	1.119	232
912833KY5	214252	2000	US TREASURY STRIP	05/02/2013	92,948.00	.000	02/15/2020	100,000.00	1.080	232
912833KY5	216907	2000	US TREASURY STRIP	03/21/2014	223,320.00	.000	02/15/2020	250,000.00	1.920	232
912833KY5	220872	2000	US TREASURY STRIP	02/13/2015	37,034.40	.000	02/15/2020	40,000.00	1.545	232
912833KY5	222345	2000	US TREASURY STRIP	04/30/2015	37,474.00	.000	02/15/2020	40,000.00	1.365	232
912833KY5	225725	2000	USTREASURYSTRIP	03/17/2016	37,922.80	.000	02/15/2020	40,000.00	1.367	232
912833KY5	225754	2000	USTREASURYSTRIP	03/17/2016	17,293.33	.000	02/15/2020	18,250.00	1.380	232



Run Date: 7/2/2019 7:43:02 AM

Investments Outstanding As Of Date: 6/28/2019

INVENTORY BY MATURITY REPORT

CUSIP	Investment #	Fund	Issuer	Purchase Date	Current Book	Current Rate	Maturity Date	Current Par	YTM	Days to Maturity
912833KY5	229648	2000	S 0 02-15-20	02/24/2017	49,694.84	.000	02/15/2020	52,000.00	1.530	232
912833KY5	230014	2000	S 0 02-15-20	03/24/2017	382,268.00	.000	02/15/2020	400,000.00	1.571	232
912833KY5	230128	2000	S 0 02-15-20	03/30/2017	239,382.50	.000	02/15/2020	250,000.00	1.512	232
912833KY5	230232	2000	S 0 02-15-20	04/06/2017	47,988.50	.000	02/15/2020	50,000.00	1.440	232
912833KY5	230350	2000	S 0 02-15-20	04/17/2017	38,429.20	.000	02/15/2020	40,000.00	1.420	232
912833KY5	230985	2000	S 0 02-15-20	04/28/2017	240,217.50	.000	02/15/2020	250,000.00	1.430	232
912833KY5	235194	2000	S 0 02-15-20	02/15/2018	38,378.40	.000	02/15/2020	40,000.00	2.080	232
912833KY5	235363	2000	S 0 02-15-20	03/01/2018	38,327.20	.000	02/15/2020	40,000.00	2.190	232
912833KY5	235389	2000	S 0 02-15-20	03/01/2018	38,315.20	.000	02/15/2020	40,000.00	2.206	232
912833KY5	235448	2000	S 0 02-15-20	03/05/2018	191,460.00	.000	02/15/2020	200,000.00	2.250	232
912833KY5	235521	2000	S 0 02-15-20	03/08/2018	38,338.40	.000	02/15/2020	40,000.00	2.197	232
912833KY5	236303	2000	S 0 02-15-20	04/26/2018	38,285.20	.000	02/15/2020	40,000.00	2.440	232
3133EFZT7	225430	1010	FFCB DEBENTURE	02/24/2016	10,000,000.00	1.400	02/24/2020	10,000,000.00	1.400	241
912828UQ1	228667	1020	US TREASURY NOTE 1.250 2-2	11/18/2016	14,945,507.81	1.250	02/29/2020	15,000,000.00	1.363	246
166764AR1	223683	1030	CHEVRON CORP	08/13/2015	4,950,000.00	1.961	03/03/2020	5,000,000.00	2.193	249
LD1800324	235517	3050	CONCRETE CORING CO INC.	03/05/2018	39,108.38	1.250	03/05/2020	39,108.38	1.250	251
LD1800332	235518	3050	INDOOR ENVIRONMENTAL SP	03/05/2018	41,569.77	1.250	03/05/2020	41,569.77	1.250	251
LD1800316	235519	3050	MABAM ENTERPRISES INC.	03/05/2018	400,000.00	1.250	03/05/2020	400,000.00	1.250	251
30231GAG7	223765	1030	EXXON MOBIL CORPORATION	08/20/2015	4,969,300.00	1.912	03/06/2020	5,000,000.00	2.054	252
LD1800340	235557	3050	TAWA LANDSCAPE SUPPLY	03/06/2018	125,000.00	1.250	03/06/2020	125,000.00	1.250	252
LD1800357	235578	3050	QUALITY MASONRY COMPANY	03/07/2018	138,239.00	1.250	03/06/2020	138,239.00	1.250	252
LD1800365	235611	3050	JOES LANDSCAPING BEAVERC	03/09/2018	321,053.12	1.250	03/09/2020	321,053.12	1.250	255
24422ESW0	222732	1030	JOHN DEERE CAPITAL CORP	05/29/2015	10,040,600.00	2.050	03/10/2020	10,000,000.00	1.960	256
LD1800373	235635	3050	VON SOSSAN CONTRACTING I	03/14/2018	400,000.00	1.250	03/13/2020	400,000.00	1.250	259
912828W63	237203	1020	T 1 5-8 03-15-20	06/25/2018	24,617,187.50	1.625	03/15/2020	25,000,000.00	2.538	261
LD1800381	235660	3050	VIVO BROTHERS	03/20/2018	225,655.26	1.250	03/20/2020	225,655.26	1.250	266
LD1800399	235675	3050	CEDAR HILL LEASING	03/21/2018	116,538.13	1.250	03/20/2020	116,538.13	1.250	266
EC1801231	235676	3030	PAMELA FLETCHER	03/21/2018	69,490.00	1.250	03/20/2020	69,490.00	1.250	266
EC1801223	235677	3030	GERALD SZELAGOWSKI SR	03/21/2018	228,578.00	1.250	03/20/2020	228,578.00	1.250	266
EC1801215	235678	3030	GARY AND CONSTANCE BARR	03/21/2018	91,967.70	1.250	03/20/2020	91,967.70	1.250	266
EC1801207	235679	3030	RANDY RUCHOTZKE	03/21/2018	87,470.00	1.250	03/20/2020	87,470.00	1.250	266
EC1801199	235680	3030	CRAIG JONES	03/21/2018	56,275.00	1.250	03/20/2020	56,275.00	1.250	266
EC1801181	235681	3030	MARLIN AND LAURA BOYD	03/21/2018	301,322.00	1.250	03/20/2020	301,322.00	1.250	266





Run Date: 7/2/2019 7:43:02 AM

Investments Outstanding As Of Date: 6/28/2019

INVENTORY BY MATURITY REPORT

CUSIP	Investment #	Fund	Issuer	Purchase Date	Current Book	Current Rate	Maturity Date	Current Par	YTM	Days to Maturity
EC1801173	235682	3030	SETH JONES	03/21/2018	175,000.00	1.250	03/20/2020	175,000.00	1.250	266
EC1801165	235683	3030	LEON JOSEPH	03/21/2018	24,200.00	1.250	03/20/2020	24,200.00	1.250	266
EC1801157	235684	3030	WILLIAM AND BEVERLY MITTE	03/21/2018	179,200.00	1.250	03/20/2020	179,200.00	1.250	266
3133EFR25	225793	1010	FFCB DEBENTURE	03/23/2016	9,227,376.00	1.590	03/23/2020	9,220,000.00	1.569	269
3133EFR25	231855	1010	FFCB 1.59 03-23-20	06/26/2017	4,997,950.00	1.590	03/23/2020	5,000,000.00	1.605	269
LD1800407	235776	3050	VANOVER TRUCKING LLC	03/29/2018	62,468.93	1.500	03/27/2020	62,468.93	1.500	273
3134G8RP6	225810	1010	FHLMC MEDIUM TERM NOTE	03/30/2016	6,212,446.00	1.500	03/30/2020	6,205,000.00	1.469	276
3134G8TY5	225877	1010	FHLMC MEDIUM TERM NOTE	03/30/2016	10,000,000.00	1.420	03/30/2020	10,000,000.00	1.420	276
912828J84	222428	1020	US TREASURY NOTE	05/04/2015	9,959,375.00	1.375	03/31/2020	10,000,000.00	1.461	277
912828UV0	226633	1020	US TREASURY NOTE 1.125 3-3	05/02/2016	9,993,750.00	1.125	03/31/2020	10,000,000.00	1.141	277
912828J84	228845	1020	T 1 3-8 03-31-20	12/12/2016	9,967,968.75	1.375	03/31/2020	10,000,000.00	1.475	277
46513XGF1	230151	1010	ISRAEL BOND	04/03/2017	7,500,000.00	2.860	04/01/2020	7,500,000.00	2.860	278
46513XHF0	230152	1010	ISRAEL FLOATING RATE BOND	04/03/2017	7,500,000.00	3.363	04/01/2020	7,500,000.00	3.363	278
46513XBF6	230153	1010	ISRAEL BOND	04/03/2017	10,000,000.00	2.460	04/01/2020	10,000,000.00	2.460	278
3133EGXN0	228180	1010	FFCB DEBENTURE 1.240 4-06-	10/06/2016	9,998,000.00	1.240	04/06/2020	10,000,000.00	1.246	283
EC1801249	235835	3030	CARL GRANT	04/06/2018	25,000.00	1.500	04/06/2020	25,000.00	1.500	283
LD1800415	235836	3050	BARNES ROCKS LLC	04/06/2018	30,000.00	1.500	04/06/2020	30,000.00	1.500	283
EC1801256	235846	3030	WILLIAM MACEK	04/09/2018	112,760.00	1.500	04/09/2020	112,760.00	1.500	286
LD1800423	235879	3050	D&E MACHINE COMPANY	04/12/2018	32,695.00	1.500	04/10/2020	32,695.00	1.500	287
3133EF2L0	226074	1010	FFCB DEBENTURE 1.400 4-13-	04/20/2016	9,992,000.00	1.400	04/13/2020	10,000,000.00	1.421	290
76116EGT1	179056	2000	REF CORP STRIP	11/28/2006	36,688.40	.000	04/15/2020	70,000.00	4.887	292
AG1900830	240359	3010	JAMES BLUCK - BOTTOM LINE	04/17/2019	150,000.00	1.490	04/15/2020	150,000.00	1.490	292
AG1900293	240360	3010	R. MARK LYMANSTALL	04/17/2019	125,000.00	1.490	04/15/2020	125,000.00	1.490	292
AG1900913	240362	3010	DAVID WEHRI	04/17/2019	40,000.00	1.490	04/15/2020	40,000.00	1.490	292
AG1900814	240363	3010	RAY S. GOYINGS	04/17/2019	80,000.00	1.490	04/15/2020	80,000.00	1.490	292
AG1900970	240364	3010	NICKY WILLIAMS	04/17/2019	150,000.00	1.490	04/15/2020	150,000.00	1.490	292
AG1900574	240366	3010	JEFFREY L. TURNER	04/17/2019	150,000.00	1.490	04/15/2020	150,000.00	1.490	292
AG1900517	240367	3010	TOMMY BEST	04/17/2019	150,000.00	1.490	04/15/2020	150,000.00	1.490	292
AG1903172	240368	3010	SAMUEL WELCH	04/17/2019	90,000.00	1.490	04/15/2020	90,000.00	1.490	292
AG1900673	240370	3010	SCHMIDT BROS INC	04/17/2019	150,000.00	1.490	04/15/2020	150,000.00	1.490	292
AG1900251	240371	3010	JOHN HASCH JR	04/17/2019	25,000.00	1.490	04/15/2020	25,000.00	1.490	292
AG1900020	240372	3010	WINEGARDNER BROTHERS LL	04/17/2019	150,000.00	1.490	04/15/2020	150,000.00	1.490	292
AG1903412	240373	3010	BRYAN HUPP	04/17/2019	150,000.00	1.490	04/15/2020	150,000.00	1.490	292



Run Date: 7/2/2019 7:43:02 AM

Investments Outstanding As Of Date: 6/28/2019

## INVENTORY BY MATURITY REPORT

CUSIP	Investment #	Fund	Issuer	Purchase Date	Current Book	Current Rate	Maturity Date	Current Par	YTM	Days to Maturity
AG1901416	240374	3010	DAMRON FARMS	04/17/2019	15,500.00	1.490	04/15/2020	15,500.00	1.490	292
AG1901432	240375	3010	JAMES WATKINS	04/17/2019	100,000.00	1.490	04/15/2020	100,000.00	1.490	292
AG1901440	240376	3010	CONDIT FARMS	04/17/2019	150,000.00	1.490	04/15/2020	150,000.00	1.490	292
AG1901457	240377	3010	JUSTICE LAND AND CATTLE C	04/17/2019	150,000.00	1.490	04/15/2020	150,000.00	1.490	292
AG1901465	240378	3010	LEEDS FARMS	04/17/2019	100,000.00	1.490	04/15/2020	100,000.00	1.490	292
AG1901473	240379	3010	JAMES MONROE	04/17/2019	135,000.00	1.490	04/15/2020	135,000.00	1.490	292
AG1901481	240380	3010	MAPLE LANE FAMILY FARMS L	04/17/2019	150,000.00	1.490	04/15/2020	150,000.00	1.490	292
AG1901424	240381	3010	O DAVE WILSON	04/17/2019	10,000.00	1.490	04/15/2020	10,000.00	1.490	292
AG1901309	240382	3010	MICHAEL R OMAN	04/17/2019	100,000.00	1.490	04/15/2020	100,000.00	1.490	292
AG1901374	240383	3010	LUKE BRILL	04/17/2019	25,000.00	1.490	04/15/2020	25,000.00	1.490	292
AG1901283	240384	3010	MITCHELLS BERRIES LLC	04/17/2019	15,000.00	1.490	04/15/2020	15,000.00	1.490	292
AG1901317	240385	3010	BENJAMIN WATKINS	04/17/2019	115,000.00	1.490	04/15/2020	115,000.00	1.490	292
AG1901325	240386	3010	JEFFREY WALL	04/17/2019	125,000.00	1.490	04/15/2020	125,000.00	1.490	292
AG1901333	240387	3010	MICHAEL SULLIVAN	04/17/2019	12,000.00	1.490	04/15/2020	12,000.00	1.490	292
AG1901341	240388	3010	COREY HALL	04/17/2019	90,000.00	1.490	04/15/2020	90,000.00	1.490	292
AG1901358	240389	3010	SUNNY LANE FARM	04/17/2019	150,000.00	1.490	04/15/2020	150,000.00	1.490	292
AG1901366	240390	3010	JAMES JEREW	04/17/2019	150,000.00	1.490	04/15/2020	150,000.00	1.490	292
AG1905342	240391	3010	WILSON ETT	04/17/2019	150,000.00	1.490	04/15/2020	150,000.00	1.490	292
AG1905367	240392	3010	GREGORY WELLS	04/17/2019	50,000.00	1.490	04/15/2020	50,000.00	1.490	292
AG1905359	240393	3010	RLI AG LLC	04/17/2019	150,000.00	1.490	04/15/2020	150,000.00	1.490	292
AG1901127	240394	3010	LEEDS BROTHERS LLC	04/17/2019	120,000.00	1.490	04/15/2020	120,000.00	1.490	292
AG1901135	240395	3010	ROBERT HALLEY	04/17/2019	25,000.00	1.490	04/15/2020	25,000.00	1.490	292
AG1901143	240396	3010	HALLEY ACKLEY	04/17/2019	100,000.00	1.490	04/15/2020	100,000.00	1.490	292
AG1901150	240397	3010	KRAMER HOMESTEAD INC	04/17/2019	130,000.00	1.490	04/15/2020	130,000.00	1.490	292
AG1901168	240398	3010	JJ WALTON FARMS LLC	04/17/2019	150,000.00	1.490	04/15/2020	150,000.00	1.490	292
AG1901176	240399	3010	ROBERT C MITCHELL	04/17/2019	150,000.00	1.490	04/15/2020	150,000.00	1.490	292
AG1901184	240400	3010	KYLE HOSTETLER	04/17/2019	75,000.00	1.490	04/15/2020	75,000.00	1.490	292
AG1901192	240401	3010	HOSTETLER FAMILY FARMS LL	04/17/2019	150,000.00	1.490	04/15/2020	150,000.00	1.490	292
AG1901200	240402	3010	H and J FARMS LLC	04/17/2019	150,000.00	1.490	04/15/2020	150,000.00	1.490	292
AG1901218	240403	3010	JOHN KAUFFMAN JR	04/17/2019	150,000.00	1.490	04/15/2020	150,000.00	1.490	292
AG1901226	240404	3010	RAYMOND KUHNS	04/17/2019	100,000.00	1.490	04/15/2020	100,000.00	1.490	292
AG1901234	240405	3010	MATTIX FARMS LLC	04/17/2019	150,000.00	1.490	04/15/2020	150,000.00	1.490	292
AG1901242	240406	3010	GUY GREEN	04/17/2019	150,000.00	1.490	04/15/2020	150,000.00	1.490	292



Run Date: 7/2/2019 7:43:02 AM

Investments Outstanding As Of Date: 6/28/2019

INVENTORY BY MATURITY REPORT

CUSIP	Investment #	Fund	Issuer	Purchase Date	Current Book	Current Rate	Maturity Date	Current Par	YTM	Days to Maturity
AG1901259	240407	3010	JEFF ROBINSON FARMS LLC	04/17/2019	150,000.00	1.490	04/15/2020	150,000.00	1.490	292
AG1901267	240408	3010	NAVE FIELD FARMS LLC	04/17/2019	150,000.00	1.490	04/15/2020	150,000.00	1.490	292
AG1901275	240409	3010	LOCIN FARM LLC	04/17/2019	50,000.00	1.490	04/15/2020	50,000.00	1.490	292
AG1901291	240410	3010	B and B AG LLC	04/17/2019	125,000.00	1.490	04/15/2020	125,000.00	1.490	292
AG1901382	240411	3010	ROGERS FARMLAND MANAGE	04/17/2019	150,000.00	1.490	04/15/2020	150,000.00	1.490	292
AG1901390	240412	3010	MILLCREEK GARDENS LLC	04/17/2019	150,000.00	1.490	04/15/2020	150,000.00	1.490	292
AG1901408	240413	3010	JMR FARMS	04/17/2019	150,000.00	1.490	04/15/2020	150,000.00	1.490	292
AG1902117	240414	3010	SCOTT CONRAD	04/17/2019	150,000.00	1.490	04/15/2020	150,000.00	1.490	292
AG1902125	240415	3010	JOHN GROSS	04/17/2019	20,000.00	1.490	04/15/2020	20,000.00	1.490	292
AG1902133	240416	3010	RON and JOE LUMBREZER FAR	04/17/2019	40,500.00	1.490	04/15/2020	40,500.00	1.490	292
AG1902190	240417	3010	M and P EISEL FARMS LLC	04/17/2019	125,000.00	1.490	04/15/2020	125,000.00	1.490	292
AG1902141	240418	3010	BRENT STUDENKA	04/17/2019	50,500.00	1.490	04/15/2020	50,500.00	1.490	292
AG1902208	240419	3010	DONALD BUCKENMEYER	04/17/2019	100,000.00	1.490	04/15/2020	100,000.00	1.490	292
AG1902158	240420	3010	KEITH TRUCKOR	04/17/2019	150,000.00	1.490	04/15/2020	150,000.00	1.490	292
AG1902216	240421	3010	WILLIAM J. BUCKENMEYER	04/17/2019	135,000.00	1.490	04/15/2020	135,000.00	1.490	292
AG1902166	240422	3010	HUSKINS FARMS	04/17/2019	150,000.00	1.490	04/15/2020	150,000.00	1.490	292
AG1902224	240423	3010	JAN SHULL	04/17/2019	50,000.00	1.490	04/15/2020	50,000.00	1.490	292
AG1902174	240424	3010	SCOTT GILLEN	04/17/2019	100,000.00	1.490	04/15/2020	100,000.00	1.490	292
AG1901044	240425	3010	NOAH KEMP	04/17/2019	50,000.00	1.490	04/15/2020	50,000.00	1.490	292
AG1901051	240426	3010	MARK WOLFE	04/17/2019	40,000.00	1.490	04/15/2020	40,000.00	1.490	292
AG1901069	240427	3010	KEMP and SONS FARMS LLC	04/17/2019	150,000.00	1.490	04/15/2020	150,000.00	1.490	292
AG1901036	240428	3010	PRINKEY FARMS	04/17/2019	25,000.00	1.490	04/15/2020	25,000.00	1.490	292
AG1901077	240429	3010	Jeremy Gildow	04/17/2019	35,000.00	1.490	04/15/2020	35,000.00	1.490	292
AG1901085	240430	3010	Danny Craig	04/17/2019	30,000.00	1.490	04/15/2020	30,000.00	1.490	292
AG1901093	240431	3010	TIM LYDEN FARMS	04/17/2019	108,000.00	1.490	04/15/2020	108,000.00	1.490	292
AG1901101	240432	3010	MARK KISE	04/17/2019	125,000.00	1.490	04/15/2020	125,000.00	1.490	292
AG1901119	240433	3010	D and S FAMILY FARMS LTD	04/17/2019	150,000.00	1.490	04/15/2020	150,000.00	1.490	292
AG1902620	240434	3010	RONALD WRIGHT	04/17/2019	45,250.00	1.490	04/15/2020	45,250.00	1.490	292
AG1902638	240435	3010	BRIAN NEELEY	04/17/2019	120,350.00	1.490	04/15/2020	120,350.00	1.490	292
AG1902646	240436	3010	DAVID BRANDT	04/17/2019	145,350.00	1.490	04/15/2020	145,350.00	1.490	292
AG1902653	240437	3010	WALNUT CREEK SEEDS LLC	04/17/2019	150,000.00	1.490	04/15/2020	150,000.00	1.490	292
AG1902661	240438	3010	J DUSTIN HINES	04/17/2019	100,350.00	1.490	04/15/2020	100,350.00	1.490	292
AG1903750	240439	3010	JONATHON EVANS	04/17/2019	4,000.00	1.490	04/15/2020	4,000.00	1.490	292



Run Date: 7/2/2019 7:43:02 AM

Investments Outstanding As Of Date: 6/28/2019

## INVENTORY BY MATURITY REPORT

CUSIP	Investment #	Fund	Issuer	Purchase Date	Current Book	Current Rate	Maturity Date	Current Par	YTM	Days to Maturity
AG1902547	240440	3010	NANCY CLAYPOOL	04/17/2019	150,000.00	1.490	04/15/2020	150,000.00	1.490	292
AG1903941	240441	3010	RYAN SKEENS	04/17/2019	25,000.00	1.490	04/15/2020	25,000.00	1.490	292
AG1903966	240442	3010	TREVOR DOWNS	04/17/2019	100,000.00	1.490	04/15/2020	100,000.00	1.490	292
AG1903677	240443	3010	GLENN GULICK	04/17/2019	150,000.00	1.490	04/15/2020	150,000.00	1.490	292
AG1902877	240444	3010	CALVIN HANES	04/17/2019	25,000.00	1.490	04/15/2020	25,000.00	1.490	292
AG1902950	240445	3010	GRANVILLE MILLING COMPAN	04/17/2019	150,000.00	1.490	04/15/2020	150,000.00	1.490	292
AG1902968	240446	3010	WATTS FARMS INC	04/17/2019	150,000.00	1.490	04/15/2020	150,000.00	1.490	292
AG1903958	240447	3010	SAMUEL NICHOLSON	04/17/2019	25,000.00	1.490	04/15/2020	25,000.00	1.490	292
AG1902067	240448	3010	JACK PATEK	04/17/2019	100,000.00	1.490	04/15/2020	100,000.00	1.490	292
AG1902075	240449	3010	JEFFREY TRUCKOR	04/17/2019	150,000.00	1.490	04/15/2020	150,000.00	1.490	292
AG1902083	240450	3010	SIMON BROTHERS	04/17/2019	100,000.00	1.490	04/15/2020	100,000.00	1.490	292
AG1902091	240451	3010	SZABO FARMS LLC	04/17/2019	150,000.00	1.490	04/15/2020	150,000.00	1.490	292
AG1902182	240452	3010	STEPHEN BETTINGER	04/17/2019	35,095.00	1.490	04/15/2020	35,095.00	1.490	292
AG1902109	240453	3010	LARRY VANDENBUSCHE	04/17/2019	80,000.00	1.490	04/15/2020	80,000.00	1.490	292
AG1902893	240454	3010	DALE SMITH	04/17/2019	75,000.00	1.490	04/15/2020	75,000.00	1.490	292
AG1903867	240455	3010	JAMES K MINSHALL	04/17/2019	55,000.00	1.490	04/15/2020	55,000.00	1.490	292
AG1903875	240456	3010	RYAN SKINNER	04/17/2019	20,000.00	1.490	04/15/2020	20,000.00	1.490	292
AG1903222	240457	3010	RUSSELL WISCHMEYER	04/17/2019	130,250.00	1.490	04/15/2020	130,250.00	1.490	292
AG1903883	240458	3010	GEARHART FARMS	04/17/2019	150,000.00	1.490	04/15/2020	150,000.00	1.490	292
AG1903230	240459	3010	SAMUEL DULAP	04/17/2019	150,000.00	1.490	04/15/2020	150,000.00	1.490	292
AG1903891	240460	3010	DAVID R WIGET	04/17/2019	85,000.00	1.490	04/15/2020	85,000.00	1.490	292
AG1903248	240461	3010	PAUL RHOADS	04/17/2019	36,250.00	1.490	04/15/2020	36,250.00	1.490	292
AG1903255	240462	3010	JAMES WINTER	04/17/2019	25,000.00	1.490	04/15/2020	25,000.00	1.490	292
AG1902695	240463	3010	ANDREW DUNLAP	04/17/2019	125,000.00	1.490	04/15/2020	125,000.00	1.490	292
AG1902703	240464	3010	ROWLES ENTERPRISES LTD	04/17/2019	150,000.00	1.490	04/15/2020	150,000.00	1.490	292
AG1902711	240465	3010	ROB STILWELL	04/17/2019	150,000.00	1.490	04/15/2020	150,000.00	1.490	292
AG1902729	240466	3010	STEVE SUVER	04/17/2019	150,000.00	1.490	04/15/2020	150,000.00	1.490	292
AG1902737	240467	3010	TWO L FARMS INC	04/17/2019	100,000.00	1.490	04/15/2020	100,000.00	1.490	292
AG1902745	240468	3010	JOHN G WAIDELICH	04/17/2019	150,000.00	1.490	04/15/2020	150,000.00	1.490	292
AG1903982	240469	3010	TYLER RAWLINS	04/17/2019	70,000.00	1.490	04/15/2020	70,000.00	1.490	292
AG1903263	240470	3010	MARY HADDOX	04/17/2019	30,000.00	1.490	04/15/2020	30,000.00	1.490	292
AG1903271	240471	3010	GEARHART BROS FARM	04/17/2019	75,000.00	1.490	04/15/2020	75,000.00	1.490	292
AG1902604	240472	3010	SCOTT SHARP	04/17/2019	15,250.00	1.490	04/15/2020	15,250.00	1.490	292



Run Date: 7/2/2019 7:43:02 AM

Investments Outstanding As Of Date: 6/28/2019

## INVENTORY BY MATURITY REPORT

CUSIP	Investment #	Fund	Issuer	Purchase Date	Current Book	Current Rate	Maturity Date	Current Par	YTM	Days to Maturity
AG1902612	240473	3010	BRADLEE BOWERS	04/17/2019	40,250.00	1.490	04/15/2020	40,250.00	1.490	292
AG1903214	240474	3010	COLUMBUS TURF NURSERY LT	04/17/2019	150,000.00	1.490	04/15/2020	150,000.00	1.490	292
AG1902679	240475	3010	STEVE RICKLY	04/17/2019	20,000.00	1.490	04/15/2020	20,000.00	1.490	292
AG1902687	240476	3010	STRICKLER FARMS LLC	04/17/2019	150,000.00	1.490	04/15/2020	150,000.00	1.490	292
AG1903974	240477	3010	LYLE RICER	04/17/2019	50,000.00	1.490	04/15/2020	50,000.00	1.490	292
AG1901499	240478	3010	JANET GENTIS	04/17/2019	100,000.00	1.490	04/15/2020	100,000.00	1.490	292
AG1901978	240479	3010	JOHN WEAVER	04/17/2019	150,000.00	1.490	04/15/2020	150,000.00	1.490	292
AG1901671	240480	3010	JEFFREY THOMPSON	04/17/2019	150,000.00	1.490	04/15/2020	150,000.00	1.490	292
AG1901697	240481	3010	LAMAR RATLIFF FARMS LLC	04/17/2019	150,000.00	1.490	04/15/2020	150,000.00	1.490	292
AG1901523	240482	3010	JAMES AND LARRY TIMMONS	04/17/2019	150,000.00	1.490	04/15/2020	150,000.00	1.490	292
AG1901846	240483	3010	CHRIS VALLERY	04/17/2019	150,000.00	1.490	04/15/2020	150,000.00	1.490	292
AG1902406	240484	3010	DAVID ROUSH	04/17/2019	75,000.00	1.490	04/15/2020	75,000.00	1.490	292
AG1902554	240485	3010	DAVID CLAYPOOL	04/17/2019	150,000.00	1.490	04/15/2020	150,000.00	1.490	292
AG1903289	240486	3010	BRADY MILLER	04/17/2019	75,000.00	1.490	04/15/2020	75,000.00	1.490	292
AG1903297	240487	3010	RYAN MAST	04/17/2019	150,000.00	1.490	04/15/2020	150,000.00	1.490	292
AG1903305	240488	3010	A & R FARMS OHIO LLC	04/17/2019	150,000.00	1.490	04/15/2020	150,000.00	1.490	292
AG1903313	240489	3010	RHOADS GARDEN CENTER IN	04/17/2019	150,000.00	1.490	04/15/2020	150,000.00	1.490	292
AG1903321	240490	3010	PENCE FARM	04/17/2019	150,000.00	1.490	04/15/2020	150,000.00	1.490	292
AG1903909	240491	3010	JARED LYLE	04/17/2019	20,000.00	1.490	04/15/2020	20,000.00	1.490	292
AG1903339	240492	3010	JAY H WIPPEL	04/17/2019	150,000.00	1.490	04/15/2020	150,000.00	1.490	292
AG1903347	240493	3010	RADCLIFF VENTURES LLC	04/17/2019	150,000.00	1.490	04/15/2020	150,000.00	1.490	292
AG1903354	240494	3010	KYLE REICHELDERFER	04/17/2019	150,000.00	1.490	04/15/2020	150,000.00	1.490	292
AG1902752	240495	3010	JOHN FOX	04/17/2019	150,000.00	1.490	04/15/2020	150,000.00	1.490	292
AG1903362	240496	3010	GAB HAMMAN FARMS	04/17/2019	150,000.00	1.490	04/15/2020	150,000.00	1.490	292
AG1901986	240497	3010	RIDDLE BROTHERS	04/17/2019	50,000.00	1.490	04/15/2020	50,000.00	1.490	292
AG1901663	240498	3010	BONHAM FARMS LLC	04/17/2019	150,000.00	1.490	04/15/2020	150,000.00	1.490	292
AG1901994	240499	3010	JOHN KINZER JR.	04/17/2019	150,000.00	1.490	04/15/2020	150,000.00	1.490	292
AG1901705	240500	3010	MICHAEL LANMAN	04/17/2019	150,000.00	1.490	04/15/2020	150,000.00	1.490	292
AG1901564	240501	3010	DANIEL MAXSON	04/17/2019	40,000.00	1.490	04/15/2020	40,000.00	1.490	292
AG1902034	240502	3010	MARY LU SWARTZ	04/17/2019	75,000.00	1.490	04/15/2020	75,000.00	1.490	292
AG1903792	240503	3010	PAUL D BROWN	04/17/2019	80,000.00	1.490	04/15/2020	80,000.00	1.490	292
AG1901762	240504	3010	CURTIS COOLEY	04/17/2019	150,000.00	1.490	04/15/2020	150,000.00	1.490	292
AG1901838	240505	3010	JOSHUA BLAZIER	04/17/2019	150,000.00	1.490	04/15/2020	150,000.00	1.490	292



Run Date: 7/2/2019 7:43:02 AM

Investments Outstanding As Of Date: 6/28/2019

## INVENTORY BY MATURITY REPORT

CUSIP	Investment #	Fund	Issuer	Purchase Date	Current Book	Current Rate	Maturity Date	Current Par	YTM	Days to Maturity
AG1901788	240506	3010	JONATHAN DAVID KING	04/17/2019	50,000.00	1.490	04/15/2020	50,000.00	1.490	292
AG1901531	240507	3010	WINDY KNOLL FARM	04/17/2019	50,000.00	1.490	04/15/2020	50,000.00	1.490	292
AG1901598	240508	3010	KENNETH OSBORN	04/17/2019	150,000.00	1.490	04/15/2020	150,000.00	1.490	292
AG1901853	240509	3010	KEITH ROBERTS	04/17/2019	150,000.00	1.490	04/15/2020	150,000.00	1.490	292
AG1901549	240510	3010	LARRY TIMMONS JR	04/17/2019	50,000.00	1.490	04/15/2020	50,000.00	1.490	292
AG1901879	240511	3010	BRUCE ROBERTS	04/17/2019	150,000.00	1.490	04/15/2020	150,000.00	1.490	292
AG1903461	240512	3010	DRESBACH FARMS INCORPOR	04/17/2019	150,000.00	1.490	04/15/2020	150,000.00	1.490	292
AG1902000	240513	3010	RATLIFF FARMS	04/17/2019	150,000.00	1.490	04/15/2020	150,000.00	1.490	292
AG1901887	240514	3010	THOMPSON CREEK FARMS LLC	04/17/2019	150,000.00	1.490	04/15/2020	150,000.00	1.490	292
AG1901713	240515	3010	NEAL NOBLE	04/17/2019	150,000.00	1.490	04/15/2020	150,000.00	1.490	292
AG1901754	240516	3010	JOHN KURIVIAL	04/17/2019	150,000.00	1.490	04/15/2020	150,000.00	1.490	292
AG1900434	240517	3010	CHARLES SMITH	04/17/2019	150,000.00	1.490	04/15/2020	150,000.00	1.490	292
AG1900269	240518	3010	PHILIP WAGNER	04/17/2019	100,000.00	1.490	04/15/2020	100,000.00	1.490	292
AG1900277	240519	3010	TED LYMANSTALL	04/17/2019	65,000.00	1.490	04/15/2020	65,000.00	1.490	292
AG1900848	240520	3010	TROYER FAMILY FARMS	04/17/2019	150,000.00	1.490	04/15/2020	150,000.00	1.490	292
AG1900855	240521	3010	LYNN FITZWATER	04/17/2019	60,000.00	1.490	04/15/2020	60,000.00	1.490	292
AG1900285	240522	3010	RICHARD YODER	04/17/2019	150,000.00	1.490	04/15/2020	150,000.00	1.490	292
AG1900707	240523	3010	ROBERT SCHICK	04/17/2019	150,000.00	1.490	04/15/2020	150,000.00	1.490	292
AG1900863	240524	3010	STEVEN TROYER	04/17/2019	35,000.00	1.490	04/15/2020	35,000.00	1.490	292
AG1900301	240525	3010	CHRISTOPHER MAXWELL	04/17/2019	40,000.00	1.490	04/15/2020	40,000.00	1.490	292
AG1900319	240526	3010	PHILIP YODER	04/17/2019	150,000.00	1.490	04/15/2020	150,000.00	1.490	292
AG1900327	240527	3010	JEFFREY PETER	04/17/2019	150,000.00	1.490	04/15/2020	150,000.00	1.490	292
AG1900335	240528	3010	CHARLES BADEN	04/17/2019	125,000.00	1.490	04/15/2020	125,000.00	1.490	292
AG1900715	240529	3010	TODD FARMS & EXCAVATING	04/17/2019	150,000.00	1.490	04/15/2020	150,000.00	1.490	292
AG1900343	240530	3010	A&C EQUIPMENT LLC	04/17/2019	150,000.00	1.490	04/15/2020	150,000.00	1.490	292
AG1900723	240531	3010	L. PAUL ADAM REVOCABLE LI	04/17/2019	150,000.00	1.490	04/15/2020	150,000.00	1.490	292
AG1900871	240532	3010	HOMIER FARMS INC	04/17/2019	150,000.00	1.490	04/15/2020	150,000.00	1.490	292
AG1900731	240533	3010	GREGORY TROYER	04/17/2019	150,000.00	1.490	04/15/2020	150,000.00	1.490	292
AG1900350	240534	3010	MARK WILKERSON	04/17/2019	75,000.00	1.490	04/15/2020	75,000.00	1.490	292
AG1900368	240535	3010	JERRY LISKA	04/17/2019	150,000.00	1.490	04/15/2020	150,000.00	1.490	292
AG1900376	240536	3010	TROYER CUSTOM FARMING	04/17/2019	100,000.00	1.490	04/15/2020	100,000.00	1.490	292
AG1900640	240537	3010	ROGER GERSCHUTZ	04/17/2019	150,000.00	1.490	04/15/2020	150,000.00	1.490	292
AG1900889	240538	3010	DAKS INVESTMENTS INC	04/17/2019	150,000.00	1.490	04/15/2020	150,000.00	1.490	292



Run Date: 7/2/2019 7:43:02 AM

Investments Outstanding As Of Date: 6/28/2019

## INVENTORY BY MATURITY REPORT

CUSIP	Investment #	Fund	Issuer	Purchase Date	Current Book	Current Rate	Maturity Date	Current Par	YTM	Days to Maturity
AG1900384	240539	3010	PAHL FARMS LLC	04/17/2019	150,000.00	1.490	04/15/2020	150,000.00	1.490	292
AG1900392	240540	3010	RANDAL ROSEBROCK	04/17/2019	150,000.00	1.490	04/15/2020	150,000.00	1.490	292
AG1900897	240541	3010	CUSTOM AG INNOVATIONS	04/17/2019	150,000.00	1.490	04/15/2020	150,000.00	1.490	292
AG1901002	240542	3010	SAND RIDGE FARM LLC	04/17/2019	80,000.00	1.490	04/15/2020	80,000.00	1.490	292
AG1900749	240543	3010	ROBERT NONEMAN	04/17/2019	150,000.00	1.490	04/15/2020	150,000.00	1.490	292
AG1900905	240544	3010	MVH CUSTOM WORK LLC	04/17/2019	75,000.00	1.490	04/15/2020	75,000.00	1.490	292
AG1900756	240545	3010	BRYANT TROYER	04/17/2019	35,000.00	1.490	04/15/2020	35,000.00	1.490	292
AG1900400	240546	3010	MARK ANKNEY	04/17/2019	22,000.00	1.490	04/15/2020	22,000.00	1.490	292
AG1900228	240547	3010	CAMDEN WINTERS	04/17/2019	50,000.00	1.490	04/15/2020	50,000.00	1.490	292
AG1900764	240548	3010	WILLOW TREE FARMS LLC	04/17/2019	150,000.00	1.490	04/15/2020	150,000.00	1.490	292
AG1900038	240549	3010	TODD MASON	04/17/2019	50,000.00	1.490	04/15/2020	50,000.00	1.490	292
AG1900681	240550	3010	ROBERT SMALLEY	04/17/2019	150,000.00	1.490	04/15/2020	150,000.00	1.490	292
AG1900046	240551	3010	DAVID YOUNGPETER	04/17/2019	150,000.00	1.490	04/15/2020	150,000.00	1.490	292
AG1900772	240552	3010	WENNINGER FARMS LLC	04/17/2019	150,000.00	1.490	04/15/2020	150,000.00	1.490	292
AG1900053	240553	3010	RANDY POHLMAN	04/17/2019	150,000.00	1.490	04/15/2020	150,000.00	1.490	292
AG1900780	240554	3010	MARVIN THOMPSON	04/17/2019	100,000.00	1.490	04/15/2020	100,000.00	1.490	292
AG1900798	240555	3010	BRADY FAMILY PARTNERSHIP	04/17/2019	150,000.00	1.490	04/15/2020	150,000.00	1.490	292
AG1900061	240556	3010	DORVIN BEAR	04/17/2019	150,000.00	1.490	04/15/2020	150,000.00	1.490	292
AG1900079	240557	3010	NORBERT EBBESKOTTE	04/17/2019	25,000.00	1.490	04/15/2020	25,000.00	1.490	292
AG1900418	240558	3010	ALLAN LUCAS	04/17/2019	55,000.00	1.490	04/15/2020	55,000.00	1.490	292
AG1900087	240559	3010	JEFFERY HAYS	04/17/2019	85,000.00	1.490	04/15/2020	85,000.00	1.490	292
AG1900806	240560	3010	DAVID NOGGLE	04/17/2019	70,000.00	1.490	04/15/2020	70,000.00	1.490	292
AG1900095	240561	3010	BALLINGER FARMS	04/17/2019	150,000.00	1.490	04/15/2020	150,000.00	1.490	292
AG1900103	240562	3010	C&S BIXEL FARMS	04/17/2019	150,000.00	1.490	04/15/2020	150,000.00	1.490	292
AG1900442	240563	3010	SSB FARMS LLC	04/17/2019	90,000.00	1.490	04/15/2020	90,000.00	1.490	292
AG1900111	240564	3010	MICHAEL J. STECHSCHULTE	04/17/2019	150,000.00	1.490	04/15/2020	150,000.00	1.490	292
AG1900129	240565	3010	KAHLE BROS FARMS	04/17/2019	150,000.00	1.490	04/15/2020	150,000.00	1.490	292
AG1900137	240566	3010	KAHLE CATTLE	04/17/2019	150,000.00	1.490	04/15/2020	150,000.00	1.490	292
AG1900145	240567	3010	K FISHER	04/17/2019	150,000.00	1.490	04/15/2020	150,000.00	1.490	292
AG1900459	240568	3010	D WARREN	04/17/2019	150,000.00	1.490	04/15/2020	150,000.00	1.490	292
AG1900467	240569	3010	CRAIG VON STEIN	04/17/2019	12,400.00	1.490	04/15/2020	12,400.00	1.490	292
AG1900152	240570	3010	JEFFERY KLINGLER	04/17/2019	95,000.00	1.490	04/15/2020	95,000.00	1.490	292
AG1900475	240571	3010	L.W. DUKES SONS #2 LLC	04/17/2019	50,000.00	1.490	04/15/2020	50,000.00	1.490	292



Run Date: 7/2/2019 7:43:02 AM

Investments Outstanding As Of Date: 6/28/2019

## INVENTORY BY MATURITY REPORT

CUSIP	Investment #	Fund	Issuer	Purchase Date	Current Book	Current Rate	Maturity Date	Current Par	YTM	Days to Maturity
AG1900988	240572	3010	JIM MCCLURE	04/17/2019	150,000.00	1.490	04/15/2020	150,000.00	1.490	292
AG1900160	240573	3010	DEAN & JIM SCHROEDER	04/17/2019	85,000.00	1.490	04/15/2020	85,000.00	1.490	292
AG1900178	240574	3010	D&K BURKHOLDER FARMS	04/17/2019	100,000.00	1.490	04/15/2020	100,000.00	1.490	292
AG1900186	240575	3010	R MONTGOMERY	04/17/2019	100,000.00	1.490	04/15/2020	100,000.00	1.490	292
AG1900483	240576	3010	JOHN RETTIG	04/17/2019	100,000.00	1.490	04/15/2020	100,000.00	1.490	292
AG1900491	240577	3010	ERICK REESE	04/17/2019	125,000.00	1.490	04/15/2020	125,000.00	1.490	292
AG1900533	240578	3010	DELONG FARMS	04/17/2019	150,000.00	1.490	04/15/2020	150,000.00	1.490	292
AG1901010	240579	3010	DON LIMES FARMS	04/17/2019	150,000.00	1.490	04/15/2020	150,000.00	1.490	292
AG1900541	240580	3010	LARRY LUDWIG	04/17/2019	125,000.00	1.490	04/15/2020	125,000.00	1.490	292
AG1900236	240581	3010	MAS HEATH FARMS LLC	04/17/2019	150,000.00	1.490	04/15/2020	150,000.00	1.490	292
AG1900558	240582	3010	JAMES FARMS	04/17/2019	150,000.00	1.490	04/15/2020	150,000.00	1.490	292
AG1900566	240583	3010	TODD WYSS	04/17/2019	150,000.00	1.490	04/15/2020	150,000.00	1.490	292
AG1900244	240584	3010	C. DAVID AND JANA D. CAUDI	04/17/2019	150,000.00	1.490	04/15/2020	150,000.00	1.490	292
AG1900582	240585	3010	AARON NICHOLS	04/17/2019	15,000.00	1.490	04/15/2020	15,000.00	1.490	292
AG1900657	240586	3010	NICHOLAS CRONKLETON	04/17/2019	150,000.00	1.490	04/15/2020	150,000.00	1.490	292
AG1900509	240587	3010	BRIAN WELLY	04/17/2019	150,000.00	1.490	04/15/2020	150,000.00	1.490	292
AG1900921	240588	3010	CR NIESE FARMS	04/17/2019	75,000.00	1.490	04/15/2020	75,000.00	1.490	292
AG1900962	240589	3010	SCOTT HEATH	04/17/2019	65,000.00	1.490	04/15/2020	65,000.00	1.490	292
AG1900590	240590	3010	WILLIAM JAMES III	04/17/2019	150,000.00	1.490	04/15/2020	150,000.00	1.490	292
AG1900665	240591	3010	EDWARD GOLLIDAY	04/17/2019	150,000.00	1.490	04/15/2020	150,000.00	1.490	292
AG1900939	240592	3010	ANDREW KNIPPEN	04/17/2019	18,000.00	1.490	04/15/2020	18,000.00	1.490	292
AG1900202	240593	3010	BRENT BLYTHE	04/17/2019	150,000.00	1.490	04/15/2020	150,000.00	1.490	292
AG1900608	240594	3010	CHRISTOPHER JAMES	04/17/2019	15,000.00	1.490	04/15/2020	15,000.00	1.490	292
AG1900525	240595	3010	MIDNIGHT FARM CENTER INC	04/17/2019	150,000.00	1.490	04/15/2020	150,000.00	1.490	292
AG1900616	240596	3010	RICK DUNSON	04/17/2019	15,000.00	1.490	04/15/2020	15,000.00	1.490	292
AG1900624	240597	3010	HEFNER FARMS	04/17/2019	125,000.00	1.490	04/15/2020	125,000.00	1.490	292
AG1900947	240598	3010	BRYAN KUHLMAN	04/17/2019	150,000.00	1.490	04/15/2020	150,000.00	1.490	292
AG1900954	240599	3010	TIMOTHY FIRESTONE	04/17/2019	35,000.00	1.490	04/15/2020	35,000.00	1.490	292
AG1900194	240600	3010	HUTCHINSON BROTHERS	04/17/2019	25,000.00	1.490	04/15/2020	25,000.00	1.490	292
AG1900632	240601	3010	DOUGLAS KLINGLER	04/17/2019	60,000.00	1.490	04/15/2020	60,000.00	1.490	292
AG1900426	240602	3010	INNOVATIVE AG MANAGEMEN	04/17/2019	150,000.00	1.490	04/15/2020	150,000.00	1.490	292
AG1900996	240603	3010	JAMES KAVERMAN	04/17/2019	120,000.00	1.490	04/15/2020	120,000.00	1.490	292
AG1900822	240604	3010	JEFFREY GUDAKUNST	04/17/2019	50,000.00	1.490	04/15/2020	50,000.00	1.490	292





Run Date: 7/2/2019 7:43:02 AM

Investments Outstanding As Of Date: 6/28/2019

## INVENTORY BY MATURITY REPORT

CUSIP	Investment #	Fund	Issuer	Purchase Date	Current Book	Current Rate	Maturity Date	Current Par	YTM	Days to Maturity
AG1900210	240605	3010	RONALD SCHWARTZ	04/17/2019	45,000.00	1.490	04/15/2020	45,000.00	1.490	292
AG1901028	240606	3010	W W HUTTINGER	04/17/2019	100,000.00	1.490	04/15/2020	100,000.00	1.490	292
AG1905326	240607	3010	JERREMY SIEFKER	04/17/2019	90,000.00	1.490	04/15/2020	90,000.00	1.490	292
AG1905334	240608	3010	TODD HUNT	04/17/2019	50,000.00	1.490	04/15/2020	50,000.00	1.490	292
AG1901648	240609	3010	LAWRENCE HAGLER	04/17/2019	150,000.00	1.490	04/15/2020	150,000.00	1.490	292
AG1901655	240610	3010	JAMES HAGLER	04/17/2019	150,000.00	1.490	04/15/2020	150,000.00	1.490	292
AG1901952	240611	3010	ZURMEHLY FARMS	04/17/2019	150,000.00	1.490	04/15/2020	150,000.00	1.490	292
AG1901960	240612	3010	GRANT RATLIFF	04/17/2019	50,000.00	1.490	04/15/2020	50,000.00	1.490	292
AG1901689	240613	3010	PENDLETON FARMS	04/17/2019	150,000.00	1.490	04/15/2020	150,000.00	1.490	292
AG1902059	240614	3010	JEFFREY BEAVERSON	04/17/2019	100,000.00	1.490	04/15/2020	100,000.00	1.490	292
AG1901903	240615	3010	JANET KUHLMAN	04/17/2019	115,000.00	1.490	04/15/2020	115,000.00	1.490	292
AG1901747	240616	3010	LINCOLN NAFZIGER	04/17/2019	150,000.00	1.490	04/15/2020	150,000.00	1.490	292
AG1901937	240617	3010	KENNETH UNVERFERTH	04/17/2019	150,000.00	1.490	04/15/2020	150,000.00	1.490	292
AG1902018	240618	3010	JOSHUA R YODER	04/17/2019	150,000.00	1.490	04/15/2020	150,000.00	1.490	292
AG1901820	240619	3010	BRIAN CALL	04/17/2019	150,000.00	1.490	04/15/2020	150,000.00	1.490	292
AG1901507	240620	3010	JASON TIMMONS	04/17/2019	100,000.00	1.490	04/15/2020	100,000.00	1.490	292
AG1901739	240621	3010	RICKY HAAG	04/17/2019	100,000.00	1.490	04/15/2020	100,000.00	1.490	292
AG1902026	240622	3010	LEE FARMS	04/17/2019	100,000.00	1.490	04/15/2020	100,000.00	1.490	292
AG1901895	240623	3010	LILL FARMS INC	04/17/2019	150,000.00	1.490	04/15/2020	150,000.00	1.490	292
AG1901796	240624	3010	PHELPS FARM LLC	04/17/2019	150,000.00	1.490	04/15/2020	150,000.00	1.490	292
AG1901804	240625	3010	DARRELL RAMSEY	04/17/2019	100,000.00	1.490	04/15/2020	100,000.00	1.490	292
AG1901515	240626	3010	DALE MAXSON	04/17/2019	100,000.00	1.490	04/15/2020	100,000.00	1.490	292
AG1902042	240627	3010	LOUIS MEYER	04/17/2019	150,000.00	1.490	04/15/2020	150,000.00	1.490	292
AG1901812	240628	3010	WISHWELL FARMS	04/17/2019	150,000.00	1.490	04/15/2020	150,000.00	1.490	292
AG1901770	240629	3010	HAWKINS GRAIN FARMS INC	04/17/2019	150,000.00	1.490	04/15/2020	150,000.00	1.490	292
AG1901861	240630	3010	DALE SIEBOLD	04/17/2019	150,000.00	1.490	04/15/2020	150,000.00	1.490	292
AG1901556	240631	3010	STEWART FARMS LLC	04/17/2019	150,000.00	1.490	04/15/2020	150,000.00	1.490	292
AG1901572	240632	3010	MICHAEL MAXSON	04/17/2019	40,000.00	1.490	04/15/2020	40,000.00	1.490	292
AG1901911	240633	3010	BRUNGARTH FAMILY FARMS L	04/17/2019	150,000.00	1.490	04/15/2020	150,000.00	1.490	292
AG1901580	240634	3010	JONATHAN HILDEBRAND	04/17/2019	40,000.00	1.490	04/15/2020	40,000.00	1.490	292
AG1901606	240635	3010	ANDERSON FARMS A GEN PAR	04/17/2019	150,000.00	1.490	04/15/2020	150,000.00	1.490	292
AG1901929	240636	3010	TERRY E WRIGHT	04/17/2019	150,000.00	1.490	04/15/2020	150,000.00	1.490	292
AG1901614	240637	3010	JOHN COOK II	04/17/2019	100,000.00	1.490	04/15/2020	100,000.00	1.490	292



Run Date: 7/2/2019 7:43:02 AM

Investments Outstanding As Of Date: 6/28/2019

## INVENTORY BY MATURITY REPORT

CUSIP	Investment #	Fund	Issuer	Purchase Date	Current Book	Current Rate	Maturity Date	Current Par	YTM	Days to Maturity
AG1901622	240638	3010	JOHN PERSINGER	04/17/2019	150,000.00	1.490	04/15/2020	150,000.00	1.490	292
AG1901630	240639	3010	H. RICHARD WOLFE	04/17/2019	100,000.00	1.490	04/15/2020	100,000.00	1.490	292
AG1901945	240640	3010	GABRIEL M WEAVER	04/17/2019	150,000.00	1.490	04/15/2020	150,000.00	1.490	292
AG1901721	240641	3010	KELLER AG LLC	04/17/2019	150,000.00	1.490	04/15/2020	150,000.00	1.490	292
AG1903073	240642	3010	DONALD SHAW JR	04/17/2019	150,000.00	1.490	04/15/2020	150,000.00	1.490	292
AG1903081	240643	3010	DONALD BETHEL	04/17/2019	35,500.00	1.490	04/15/2020	35,500.00	1.490	292
AG1902505	240644	3010	LARUE FARMS INC	04/17/2019	150,000.00	1.490	04/15/2020	150,000.00	1.490	292
AG1903743	240645	3010	GARY DAVIS	04/17/2019	35,000.00	1.490	04/15/2020	35,000.00	1.490	292
AG1903099	240646	3010	NATHAN EHMAN	04/17/2019	50,000.00	1.490	04/15/2020	50,000.00	1.490	292
AG1902513	240647	3010	RODNEY BOWERS	04/17/2019	75,250.00	1.490	04/15/2020	75,250.00	1.490	292
AG1902521	240648	3010	GARRY SCHOOLEY	04/17/2019	31,250.00	1.490	04/15/2020	31,250.00	1.490	292
AG1902489	240649	3010	JASON SHARP	04/17/2019	50,000.00	1.490	04/15/2020	50,000.00	1.490	292
AG1902976	240650	3010	JOHN M. BELL	04/17/2019	150,000.00	1.490	04/15/2020	150,000.00	1.490	292
AG1902984	240651	3010	JOHN HOFFMAN	04/17/2019	150,000.00	1.490	04/15/2020	150,000.00	1.490	292
AG1902992	240652	3010	TIMOTHY FORREST	04/17/2019	19,000.00	1.490	04/15/2020	19,000.00	1.490	292
AG1903693	240653	3010	WAYNE ROBERTS	04/17/2019	80,000.00	1.490	04/15/2020	80,000.00	1.490	292
AG1903701	240654	3010	JOHN ROBERTS	04/17/2019	90,000.00	1.490	04/15/2020	90,000.00	1.490	292
AG1903719	240655	3010	JOSHUA W ROBERTS	04/17/2019	20,000.00	1.490	04/15/2020	20,000.00	1.490	292
AG1903768	240656	3010	MARVIN C GARRISON	04/17/2019	35,000.00	1.490	04/15/2020	35,000.00	1.490	292
AG1903776	240657	3010	HISER SEEDS LLC	04/17/2019	150,000.00	1.490	04/15/2020	150,000.00	1.490	292
AG1903784	240658	3010	DAVID C WILLIAMS	04/17/2019	150,000.00	1.490	04/15/2020	150,000.00	1.490	292
AG1903107	240659	3010	CLINTON BEAVERS	04/17/2019	125,000.00	1.490	04/15/2020	125,000.00	1.490	292
AG1903115	240660	3010	CLIFTON FAMILY FARM PARTN	04/17/2019	150,000.00	1.490	04/15/2020	150,000.00	1.490	292
AG1903800	240661	3010	BRYAN J CROSIER	04/17/2019	46,090.00	1.490	04/15/2020	46,090.00	1.490	292
AG1903818	240662	3010	ARROW CREEK FARM	04/17/2019	40,000.00	1.490	04/15/2020	40,000.00	1.490	292
AG1903826	240663	3010	GDR FARMS LLC	04/17/2019	50,000.00	1.490	04/15/2020	50,000.00	1.490	292
AG1903123	240664	3010	FLAT-MAPLE FARM	04/17/2019	35,000.00	1.490	04/15/2020	35,000.00	1.490	292
AG1903990	240665	3010	MARK LITTLE	04/17/2019	150,000.00	1.490	04/15/2020	150,000.00	1.490	292
AG1903834	240666	3010	SEAN MCKEE	04/17/2019	150,000.00	1.490	04/15/2020	150,000.00	1.490	292
AG1903131	240667	3010	METZGER BROTHERS	04/17/2019	150,000.00	1.490	04/15/2020	150,000.00	1.490	292
AG1903933	240668	3010	CLEARVIEW FARMS INC	04/17/2019	150,000.00	1.490	04/15/2020	150,000.00	1.490	292
AG1902885	240669	3010	BRYANT AGRICULTURE ENTER	04/17/2019	150,000.00	1.490	04/15/2020	150,000.00	1.490	292
AG1903495	240670	3010	KEVIN BEAVERS	04/17/2019	30,000.00	1.490	04/15/2020	30,000.00	1.490	292



Run Date: 7/2/2019 7:43:02 AM

Investments Outstanding As Of Date: 6/28/2019

## INVENTORY BY MATURITY REPORT

CUSIP	Investment #	Fund	Issuer	Purchase Date	Current Book	Current Rate	Maturity Date	Current Par	YTM	Days to Maturity
AG1903503	240671	3010	J DOUGLAS GIFFORD	04/17/2019	150,000.00	1.490	04/15/2020	150,000.00	1.490	292
AG1903511	240672	3010	ORVILLE GIFFORD	04/17/2019	150,000.00	1.490	04/15/2020	150,000.00	1.490	292
AG1902901	240673	3010	ZACK SMITH	04/17/2019	75,000.00	1.490	04/15/2020	75,000.00	1.490	292
AG1903529	240674	3010	BROOKS MCCOY	04/17/2019	150,000.00	1.490	04/15/2020	150,000.00	1.490	292
AG1903537	240675	3010	WILLIAM A RITTINGER	04/17/2019	150,000.00	1.490	04/15/2020	150,000.00	1.490	292
AG1903545	240676	3010	DELBERT NEFF	04/17/2019	150,000.00	1.490	04/15/2020	150,000.00	1.490	292
AG1903552	240677	3010	LESTER LEWIS	04/17/2019	150,000.00	1.490	04/15/2020	150,000.00	1.490	292
AG1903560	240678	3010	KEITH PETERS LLC	04/17/2019	150,000.00	1.490	04/15/2020	150,000.00	1.490	292
AG1903578	240679	3010	ADAM PETERS	04/17/2019	50,000.00	1.490	04/15/2020	50,000.00	1.490	292
AG1902836	240680	3010	STALDER STALDER ENTERPRI	04/17/2019	90,250.00	1.490	04/15/2020	90,250.00	1.490	292
AG1902927	240681	3010	EDWARD HOSKINSON	04/17/2019	150,000.00	1.490	04/15/2020	150,000.00	1.490	292
AG1902935	240682	3010	MATTHEW WRIGHT	04/17/2019	60,000.00	1.490	04/15/2020	60,000.00	1.490	292
AG1903180	240683	3010	JEFFREY S WIPPEL	04/17/2019	100,000.00	1.490	04/15/2020	100,000.00	1.490	292
AG1903859	240684	3010	MILE TREE LAWN & GARDEN	04/17/2019	150,000.00	1.490	04/15/2020	150,000.00	1.490	292
AG1903198	240685	3010	MICHAEL STRUCKMAN	04/17/2019	150,000.00	1.490	04/15/2020	150,000.00	1.490	292
AG1903206	240686	3010	PVILLE ENTERPRISES INC	04/17/2019	150,000.00	1.490	04/15/2020	150,000.00	1.490	292
AG1903149	240687	3010	WELDON MATTHEW HORN	04/17/2019	98,000.00	1.490	04/15/2020	98,000.00	1.490	292
AG1902562	240688	3010	JASON CLAYPOOL	04/17/2019	150,000.00	1.490	04/15/2020	150,000.00	1.490	292
AG1902919	240689	3010	JOSHUA HUPP	04/17/2019	150,000.00	1.490	04/15/2020	150,000.00	1.490	292
AG1903685	240690	3010	EWING & SON FARMS LLC	04/17/2019	150,000.00	1.490	04/15/2020	150,000.00	1.490	292
AG1903156	240691	3010	ROESE FARMS	04/17/2019	150,000.00	1.490	04/15/2020	150,000.00	1.490	292
AG1902570	240692	3010	BERRY FAMILY FARMS	04/17/2019	115,278.00	1.490	04/15/2020	115,278.00	1.490	292
AG1903164	240693	3010	NEIL DOERSAM	04/17/2019	150,000.00	1.490	04/15/2020	150,000.00	1.490	292
AG1903842	240694	3010	ROLLS WAY FARMS	04/17/2019	150,000.00	1.490	04/15/2020	150,000.00	1.490	292
AG1902588	240695	3010	WOLFINGER FARMS INC.	04/17/2019	30,000.00	1.490	04/15/2020	30,000.00	1.490	292
AG1902596	240696	3010	NICHOLAS BEVERIDGE	04/17/2019	150,000.00	1.490	04/15/2020	150,000.00	1.490	292
AG1902539	240697	3010	ROBERT MCCLURE	04/17/2019	110,250.00	1.490	04/15/2020	110,250.00	1.490	292
AG1903057	240698	3010	RYAN WILSON	04/17/2019	150,000.00	1.490	04/15/2020	150,000.00	1.490	292
AG1903065	240699	3010	JOHN GIFFORD	04/17/2019	150,000.00	1.490	04/15/2020	150,000.00	1.490	292
AG1902414	240700	3010	MATTHEW ROUSH	04/17/2019	70,000.00	1.490	04/15/2020	70,000.00	1.490	292
AG1903008	240701	3010	HASTINGS FARMSGENERALPA	04/17/2019	150,000.00	1.490	04/15/2020	150,000.00	1.490	292
AG1902422	240702	3010	DALE ROUSH	04/17/2019	25,000.00	1.490	04/15/2020	25,000.00	1.490	292
AG1903016	240703	3010	RICHARD MCPHERSON	04/17/2019	150,000.00	1.490	04/15/2020	150,000.00	1.490	292



Run Date: 7/2/2019 7:43:02 AM

Investments Outstanding As Of Date: 6/28/2019

## INVENTORY BY MATURITY REPORT

CUSIP	Investment #	Fund	Issuer	Purchase Date	Current Book	Current Rate	Maturity Date	Current Par	YTM	Days to Maturity
AG1903024	240704	3010	RILEY FARMS	04/17/2019	150,000.00	1.490	04/15/2020	150,000.00	1.490	292
AG1903727	240705	3010	DENNIS ZEIGLER	04/17/2019	150,000.00	1.490	04/15/2020	150,000.00	1.490	292
AG1903032	240706	3010	LARRY HAY	04/17/2019	150,000.00	1.490	04/15/2020	150,000.00	1.490	292
AG1903040	240707	3010	THOMAS CONNER	04/17/2019	50,000.00	1.490	04/15/2020	50,000.00	1.490	292
AG1902430	240708	3010	JEFFREY LAMP	04/17/2019	90,250.00	1.490	04/15/2020	90,250.00	1.490	292
AG1902448	240709	3010	RICHARD LAMP	04/17/2019	145,750.00	1.490	04/15/2020	145,750.00	1.490	292
AG1903735	240710	3010	WAYNE PATRICK	04/17/2019	65,000.00	1.490	04/15/2020	65,000.00	1.490	292
AG1902455	240711	3010	RUFFS SEED FARMS INC	04/17/2019	150,000.00	1.490	04/15/2020	150,000.00	1.490	292
AG1902463	240712	3010	LAMP FAMILY FARMS INC	04/17/2019	150,000.00	1.490	04/15/2020	150,000.00	1.490	292
AG1902471	240713	3010	JASON MOYER	04/17/2019	20,250.00	1.490	04/15/2020	20,250.00	1.490	292
AG1902497	240714	3010	JACOB SHAFFER	04/17/2019	45,000.00	1.490	04/15/2020	45,000.00	1.490	292
AG1903669	240715	3010	JASON GREEN	04/17/2019	150,000.00	1.490	04/15/2020	150,000.00	1.490	292
AG1903651	240716	3010	WELLER FAMILY FARMS	04/17/2019	150,000.00	1.490	04/15/2020	150,000.00	1.490	292
AG1903644	240717	3010	J ADAMS FARMS LLC	04/17/2019	150,000.00	1.490	04/15/2020	150,000.00	1.490	292
AG1903628	240718	3010	DAVID ANGLAS	04/17/2019	125,000.00	1.490	04/15/2020	125,000.00	1.490	292
AG1903636	240719	3010	CAUDILL BROTHERS FARMS L	04/17/2019	150,000.00	1.490	04/15/2020	150,000.00	1.490	292
AG1902851	240720	3010	RYAN FOSTER	04/17/2019	110,250.00	1.490	04/15/2020	110,250.00	1.490	292
AG1902869	240721	3010	JOHN HINTZ	04/17/2019	140,250.00	1.490	04/15/2020	140,250.00	1.490	292
AG1903586	240722	3010	DLG BERKSHIRES LLC	04/17/2019	40,000.00	1.490	04/15/2020	40,000.00	1.490	292
AG1903594	240723	3010	KEVIN ROBERTS	04/17/2019	10,000.00	1.490	04/15/2020	10,000.00	1.490	292
AG1903602	240724	3010	RONALD JAHN	04/17/2019	150,000.00	1.490	04/15/2020	150,000.00	1.490	292
AG1903610	240725	3010	D & D PETERS LLC	04/17/2019	150,000.00	1.490	04/15/2020	150,000.00	1.490	292
AG1902844	240726	3010	STRICKLER FAMILY FARMS LL	04/17/2019	150,000.00	1.490	04/15/2020	150,000.00	1.490	292
AG1902760	240727	3010	JAMES JEPSEN	04/17/2019	150,000.00	1.490	04/15/2020	150,000.00	1.490	292
AG1903370	240728	3010	B & D FARMS	04/17/2019	150,000.00	1.490	04/15/2020	150,000.00	1.490	292
AG1903917	240729	3010	ORR FARMS	04/17/2019	150,000.00	1.490	04/15/2020	150,000.00	1.490	292
AG1902778	240730	3010	RUSSELL FOSTER	04/17/2019	150,000.00	1.490	04/15/2020	150,000.00	1.490	292
AG1903388	240731	3010	ALLEN ETT	04/17/2019	150,000.00	1.490	04/15/2020	150,000.00	1.490	292
AG1903396	240732	3010	STEVE HINES	04/17/2019	150,000.00	1.490	04/15/2020	150,000.00	1.490	292
AG1903404	240733	3010	HEATHER HOFFMAN	04/17/2019	150,000.00	1.490	04/15/2020	150,000.00	1.490	292
AG1902943	240734	3010	WILLIAM HOSKINSON	04/17/2019	150,000.00	1.490	04/15/2020	150,000.00	1.490	292
AG1903420	240735	3010	KYLE HUPP	04/17/2019	150,000.00	1.490	04/15/2020	150,000.00	1.490	292
AG1902786	240736	3010	JAMES COOKSEY	04/17/2019	150,000.00	1.490	04/15/2020	150,000.00	1.490	292



Run Date: 7/2/2019 7:43:02 AM

Investments Outstanding As Of Date: 6/28/2019

## INVENTORY BY MATURITY REPORT

CUSIP	Investment #	Fund	Issuer	Purchase Date	Current Book	Current Rate	Maturity Date	Current Par	YTM	Days to Maturity
AG1903438	240737	3010	CRAZY HORSE ENT. INC.	04/17/2019	150,000.00	1.490	04/15/2020	150,000.00	1.490	292
AG1902794	240738	3010	AARON KULL	04/17/2019	110,000.00	1.490	04/15/2020	110,000.00	1.490	292
AG1903446	240739	3010	DAVID DELONG	04/17/2019	150,000.00	1.490	04/15/2020	150,000.00	1.490	292
AG1903925	240740	3010	ROBERT MINSHALL	04/17/2019	150,000.00	1.490	04/15/2020	150,000.00	1.490	292
AG1902802	240741	3010	ROWLES FARMS INC	04/17/2019	150,000.00	1.490	04/15/2020	150,000.00	1.490	292
AG1902810	240742	3010	CUPP FARMS	04/17/2019	150,000.00	1.490	04/15/2020	150,000.00	1.490	292
AG1902828	240743	3010	TRAVIS CUPP	04/17/2019	150,000.00	1.490	04/15/2020	150,000.00	1.490	292
AG1903453	240744	3010	CHRISTOPHER DAVIS	04/17/2019	33,000.00	1.490	04/15/2020	33,000.00	1.490	292
AG1903479	240745	3010	MICHAEL EDGINGTON	04/17/2019	20,000.00	1.490	04/15/2020	20,000.00	1.490	292
AG1903487	240746	3010	STEVE A GIFFORD	04/17/2019	150,000.00	1.490	04/15/2020	150,000.00	1.490	292
3133EKHL3	240751	1000	FFCB AGRIBANK DEBENTURE	04/17/2019	10,000,000.00	2.490	04/15/2020	10,000,000.00	2.490	292
AG1905383	240771	3010	MICHAEL BALBAUGH	04/19/2019	150,000.00	1.490	04/15/2020	150,000.00	1.490	292
AG1905391	240772	3010	DENNIS STEFFAN	04/19/2019	50,000.00	1.490	04/15/2020	50,000.00	1.490	292
AG1905409	240773	3010	LEONARD MICHEL	04/19/2019	100,000.00	1.490	04/15/2020	100,000.00	1.490	292
AG1905417	240774	3010	OSCAR S SCHROEDER	04/19/2019	150,000.00	1.490	04/15/2020	150,000.00	1.490	292
AG1905425	240775	3010	MOENING FARMS LLC	04/19/2019	150,000.00	1.490	04/15/2020	150,000.00	1.490	292
AG1905433	240776	3010	HASELMAN BROS	04/19/2019	150,000.00	1.490	04/15/2020	150,000.00	1.490	292
AG1905441	240777	3010	JERRY HOFFMAN	04/19/2019	125,000.00	1.490	04/15/2020	125,000.00	1.490	292
AG1905458	240778	3010	RA SCHROEDER FARMS INC	04/19/2019	150,000.00	1.490	04/15/2020	150,000.00	1.490	292
AG1905466	240779	3010	RODNEY NIESE	04/19/2019	100,000.00	1.490	04/15/2020	100,000.00	1.490	292
AG1905607	240780	3010	HAROLD ROY	04/19/2019	150,000.00	1.490	04/15/2020	150,000.00	1.490	292
AG1905474	240781	3010	ROGER NIESE	04/19/2019	90,000.00	1.490	04/15/2020	90,000.00	1.490	292
AG1905482	240782	3010	KENNETH SCHROEDER	04/19/2019	100,000.00	1.490	04/15/2020	100,000.00	1.490	292
AG1905490	240783	3010	PALTE FARMS	04/19/2019	150,000.00	1.490	04/15/2020	150,000.00	1.490	292
AG1905375	240784	3010	TIMOTHY SCHROEDER	04/19/2019	50,000.00	1.490	04/15/2020	50,000.00	1.490	292
AG1905508	240785	3010	JEFFREY STEFFAN	04/19/2019	150,000.00	1.490	04/15/2020	150,000.00	1.490	292
AG1905516	240786	3010	GERALD HASELMAN	04/19/2019	65,000.00	1.490	04/15/2020	65,000.00	1.490	292
AG1905524	240787	3010	JOE SCHROEDER	04/19/2019	100,000.00	1.490	04/15/2020	100,000.00	1.490	292
AG1905532	240788	3010	DANNY ROE	04/19/2019	150,000.00	1.490	04/15/2020	150,000.00	1.490	292
AG1905540	240789	3010	GARY NIESE	04/19/2019	150,000.00	1.490	04/15/2020	150,000.00	1.490	292
AG1905557	240790	3010	RYAN and BETH ORDWAY	04/19/2019	60,000.00	1.490	04/15/2020	60,000.00	1.490	292
AG1905565	240791	3010	GARY and DIANA ORDWAY	04/19/2019	80,000.00	1.490	04/15/2020	80,000.00	1.490	292
AG1905573	240792	3010	MANGAS FAMILY FARMS LLC	04/19/2019	150,000.00	1.490	04/15/2020	150,000.00	1.490	292



Run Date: 7/2/2019 7:43:02 AM

Investments Outstanding As Of Date: 6/28/2019

## INVENTORY BY MATURITY REPORT

CUSIP	Investment #	Fund	Issuer	Purchase Date	Current Book	Current Rate	Maturity Date	Current Par	YTM	Days to Maturity
AG1905581	240793	3010	CHARLES SCHECKELHOFF	04/19/2019	100,000.00	1.490	04/15/2020	100,000.00	1.490	292
AG1905599	240794	3010	CHAD AND JASON PESTER	04/19/2019	90,000.00	1.490	04/15/2020	90,000.00	1.490	292
AG1902331	240795	3010	LESTER NEWSWANGER	04/19/2019	150,000.00	1.490	04/15/2020	150,000.00	1.490	292
AG1902372	240796	3010	ROBERT SCHOEN JR	04/19/2019	150,000.00	1.490	04/15/2020	150,000.00	1.490	292
AG1902240	240797	3010	GENE KANNEY	04/19/2019	50,000.00	1.490	04/15/2020	50,000.00	1.490	292
AG1902323	240798	3010	NORMAN OBERHOLTZER	04/19/2019	75,000.00	1.490	04/15/2020	75,000.00	1.490	292
AG1902380	240799	3010	WALTER FAMILY FARMS LLC	04/19/2019	75,000.00	1.490	04/15/2020	75,000.00	1.490	292
AG1902349	240800	3010	ALVIN OBERHOLTZER	04/19/2019	130,000.00	1.490	04/15/2020	130,000.00	1.490	292
AG1902257	240801	3010	CHARLES DANIEL	04/19/2019	30,000.00	1.490	04/15/2020	30,000.00	1.490	292
AG1902265	240802	3010	KEVIN DANIEL	04/19/2019	30,000.00	1.490	04/15/2020	30,000.00	1.490	292
AG1902356	240803	3010	STEVEN OBERHOLTZER	04/19/2019	150,000.00	1.490	04/15/2020	150,000.00	1.490	292
AG1902273	240804	3010	LOREN NEWSWANGER	04/19/2019	130,000.00	1.490	04/15/2020	130,000.00	1.490	292
AG1902281	240805	3010	LAWRENCE ZIMMERMAN	04/19/2019	150,000.00	1.490	04/15/2020	150,000.00	1.490	292
AG1902299	240806	3010	THOMAS RUFFING	04/19/2019	125,000.00	1.490	04/15/2020	125,000.00	1.490	292
AG1902364	240807	3010	VERNON HOOVER	04/19/2019	60,000.00	1.490	04/15/2020	60,000.00	1.490	292
AG1902232	240808	3010	LOREN ZIMMERMAN	04/19/2019	60,000.00	1.490	04/15/2020	60,000.00	1.490	292
AG1902307	240809	3010	LEON BURKHOLDER	04/19/2019	150,000.00	1.490	04/15/2020	150,000.00	1.490	292
AG1902398	240810	3010	HILLCREST FAMILY FARMS LL	04/19/2019	150,000.00	1.490	04/15/2020	150,000.00	1.490	292
AG1902315	240811	3010	JAMES ROSSMAN	04/19/2019	120,000.00	1.490	04/15/2020	120,000.00	1.490	292
AG1906076	240843	3010	SANDBURR RIDGE FARM LLC	04/22/2019	100,000.00	1.490	04/15/2020	100,000.00	1.490	292
AG1906225	240877	3010	JD ECKEL FAMILY FARMS LLC	04/22/2019	150,000.00	1.490	04/15/2020	150,000.00	1.490	292
AG1906126	240878	3010	AREND BROTHERS INC	04/22/2019	150,000.00	1.490	04/15/2020	150,000.00	1.490	292
AG1905805	240879	3010	ZEEDYK FARMS LLC	04/22/2019	150,000.00	1.490	04/15/2020	150,000.00	1.490	292
AG1905813	240880	3010	BR FARMS LLC	04/22/2019	150,000.00	1.490	04/15/2020	150,000.00	1.490	292
AG1905821	240881	3010	LEO SHININGER	04/22/2019	150,000.00	1.490	04/15/2020	150,000.00	1.490	292
AG1905839	240882	3010	SPATIAL AG SYSTEMS LLC	04/22/2019	150,000.00	1.490	04/15/2020	150,000.00	1.490	292
AG1905847	240883	3010	THOMAS WIEMKEN	04/22/2019	100,000.00	1.490	04/15/2020	100,000.00	1.490	292
AG1905854	240884	3010	BOK BROTHERS FARMS LLC	04/22/2019	80,000.00	1.490	04/15/2020	80,000.00	1.490	292
AG1906175	240885	3010	AC SCHROEDER LLC	04/22/2019	150,000.00	1.490	04/15/2020	150,000.00	1.490	292
AG1906134	240886	3010	ROBERT P. J NONEMAN	04/22/2019	150,000.00	1.490	04/15/2020	150,000.00	1.490	292
AG1905953	240887	3010	GREGORY NOFZIGER	04/22/2019	150,000.00	1.490	04/15/2020	150,000.00	1.490	292
AG1906183	240888	3010	NEWCOMER FARMS INC	04/22/2019	150,000.00	1.490	04/15/2020	150,000.00	1.490	292
AG1906191	240889	3010	KENNETH DURHAM	04/22/2019	95,000.00	1.490	04/15/2020	95,000.00	1.490	292



Run Date: 7/2/2019 7:43:02 AM

Investments Outstanding As Of Date: 6/28/2019

## INVENTORY BY MATURITY REPORT

CUSIP	Investment #	Fund	Issuer	Purchase Date	Current Book	Current Rate	Maturity Date	Current Par	YTM	Days to Maturity
AG1905862	240890	3010	TED POHLMANN	04/22/2019	150,000.00	1.490	04/15/2020	150,000.00	1.490	292
AG1906167	240891	3010	HAACK FARMS INC	04/22/2019	150,000.00	1.490	04/15/2020	150,000.00	1.490	292
AG1905961	240892	3010	LESLIE SCHAFFNER	04/22/2019	70,000.00	1.490	04/15/2020	70,000.00	1.490	292
AG1905870	240893	3010	GARY HAMMON	04/22/2019	125,000.00	1.490	04/15/2020	125,000.00	1.490	292
AG1905888	240894	3010	JOHN RETHMEL	04/22/2019	150,000.00	1.490	04/15/2020	150,000.00	1.490	292
AG1905946	240895	3010	GREGORY OTTO	04/22/2019	150,000.00	1.490	04/15/2020	150,000.00	1.490	292
AG1906209	240896	3010	DOUGLAS EISEL	04/22/2019	150,000.00	1.490	04/15/2020	150,000.00	1.490	292
AG1905979	240897	3010	KENT LESTER	04/22/2019	100,000.00	1.490	04/15/2020	100,000.00	1.490	292
AG1906092	240898	3010	JAMES LEATHERMAN	04/22/2019	150,000.00	1.490	04/15/2020	150,000.00	1.490	292
AG1906084	240899	3010	WILLIAM BAUMAN	04/22/2019	150,000.00	1.490	04/15/2020	150,000.00	1.490	292
AG1906217	240900	3010	RAY LEPPELMEIER	04/22/2019	150,000.00	1.490	04/15/2020	150,000.00	1.490	292
AG1906233	240901	3010	MICHAEL CARPENTER	04/22/2019	150,000.00	1.490	04/15/2020	150,000.00	1.490	292
AG1905896	240902	3010	RICHARD BURK	04/22/2019	150,000.00	1.490	04/15/2020	150,000.00	1.490	292
AG1905904	240903	3010	JANE LIGHTHILL	04/22/2019	150,000.00	1.490	04/15/2020	150,000.00	1.490	292
AG1905987	240904	3010	KEITH JONES	04/22/2019	150,000.00	1.490	04/15/2020	150,000.00	1.490	292
AG1905912	240905	3010	RICKY HALL	04/22/2019	100,000.00	1.490	04/15/2020	100,000.00	1.490	292
AG1905995	240906	3010	STUCKEY BROTHERS CONTRA	04/22/2019	150,000.00	1.490	04/15/2020	150,000.00	1.490	292
AG1906001	240907	3010	MDMT FARMS LLC	04/22/2019	100,000.00	1.490	04/15/2020	100,000.00	1.490	292
AG1906019	240908	3010	KEVIN STONG	04/22/2019	130,000.00	1.490	04/15/2020	130,000.00	1.490	292
AG1906100	240909	3010	MASON FAMILY FARMS LLC	04/22/2019	150,000.00	1.490	04/15/2020	150,000.00	1.490	292
AG1906027	240910	3010	HOLLAND FARMS LLC	04/22/2019	150,000.00	1.490	04/15/2020	150,000.00	1.490	292
AG1905920	240911	3010	BRADY WOOLACE	04/22/2019	150,000.00	1.490	04/15/2020	150,000.00	1.490	292
AG1906142	240912	3010	BRUCE SHOLL	04/22/2019	150,000.00	1.490	04/15/2020	150,000.00	1.490	292
AG1906035	240913	3010	RANDALL STUCKEY	04/22/2019	50,000.00	1.490	04/15/2020	50,000.00	1.490	292
AG1906043	240914	3010	LESLIE SMITH	04/22/2019	25,000.00	1.490	04/15/2020	25,000.00	1.490	292
AG1906050	240915	3010	MITCHEL SCHAFFNER	04/22/2019	125,000.00	1.490	04/15/2020	125,000.00	1.490	292
AG1905938	240916	3010	L CAPE ENTERPRISES LLC	04/22/2019	150,000.00	1.490	04/15/2020	150,000.00	1.490	292
AG1906068	240917	3010	LUCAS NOFZIGER	04/22/2019	150,000.00	1.490	04/15/2020	150,000.00	1.490	292
AG1906159	240918	3010	ANDREWS FARMS INC	04/22/2019	100,000.00	1.490	04/15/2020	100,000.00	1.490	292
AG1905656	240919	3010	TRAVIS HARRISON	04/22/2019	150,000.00	1.490	04/15/2020	150,000.00	1.490	292
AG1905615	240920	3010	CLEAR VIEW FARMS	04/22/2019	150,000.00	1.490	04/15/2020	150,000.00	1.490	292
AG1905631	240921	3010	MARK BOSS	04/22/2019	150,000.00	1.490	04/15/2020	150,000.00	1.490	292
AG1905664	240922	3010	RICHARD WALTERS	04/22/2019	150,000.00	1.490	04/15/2020	150,000.00	1.490	292



Run Date: 7/2/2019 7:43:02 AM

Investments Outstanding As Of Date: 6/28/2019

## INVENTORY BY MATURITY REPORT

CUSIP	Investment #	Fund	Issuer	Purchase Date	Current Book	Current Rate	Maturity Date	Current Par	YTM	Days to Maturity
AG1905672	240923	3010	MATTHEW WALTERS	04/22/2019	100,000.00	1.490	04/15/2020	100,000.00	1.490	292
AG1905680	240924	3010	JONATHON LANG	04/22/2019	50,000.00	1.490	04/15/2020	50,000.00	1.490	292
AG1905698	240925	3010	ECKEL GRAIN FARMS LTD	04/22/2019	150,000.00	1.490	04/15/2020	150,000.00	1.490	292
AG1905706	240926	3010	BRIAN ANDERSON	04/22/2019	100,000.00	1.490	04/15/2020	100,000.00	1.490	292
AG1905714	240927	3010	THE ECKEL CATTLE COMPANY	04/22/2019	150,000.00	1.490	04/15/2020	150,000.00	1.490	292
AG1905722	240928	3010	WULFF FARMS	04/22/2019	150,000.00	1.490	04/15/2020	150,000.00	1.490	292
AG1905730	240929	3010	TIMOTHY SHELINE	04/22/2019	150,000.00	1.490	04/15/2020	150,000.00	1.490	292
AG1905748	240930	3010	CHARLES BRESLER	04/22/2019	150,000.00	1.490	04/15/2020	150,000.00	1.490	292
AG1905755	240931	3010	GARY VOLLMAR	04/22/2019	100,000.00	1.490	04/15/2020	100,000.00	1.490	292
AG1905763	240932	3010	JOHN YOUNG	04/22/2019	150,000.00	1.490	04/15/2020	150,000.00	1.490	292
AG1905771	240933	3010	JOHN WONDERLY	04/22/2019	125,000.00	1.490	04/15/2020	125,000.00	1.490	292
AG1905789	240934	3010	DAN & CHARM POTTER JOINT	04/22/2019	150,000.00	1.490	04/15/2020	150,000.00	1.490	292
AG1905623	240935	3010	ROCKY FORD ACRES LLC	04/22/2019	150,000.00	1.490	04/15/2020	150,000.00	1.490	292
AG1905649	240936	3010	HARRISON TRAIL FARMS	04/22/2019	100,000.00	1.490	04/15/2020	100,000.00	1.490	292
AG1905797	240937	3010	MICHAEL DIERKSHEIDE	04/22/2019	150,000.00	1.490	04/15/2020	150,000.00	1.490	292
AG1906332	240959	3010	JERRY FRANTZ	04/23/2019	100,000.00	1.490	04/15/2020	100,000.00	1.490	292
AG1906340	240960	3010	JEFF MAY	04/23/2019	47,500.00	1.490	04/15/2020	47,500.00	1.490	292
AG1906308	240961	3010	ROBERT L. RIEMAN	04/23/2019	100,000.00	1.490	04/15/2020	100,000.00	1.490	292
AG1906357	240962	3010	ALEX JONES	04/23/2019	85,000.00	1.490	04/15/2020	85,000.00	1.490	292
AG1906365	240963	3010	MICHAEL FRANTZ	04/23/2019	30,000.00	1.490	04/15/2020	30,000.00	1.490	292
AG1906381	240964	3010	DANIEL KELLER	04/23/2019	150,000.00	1.490	04/15/2020	150,000.00	1.490	292
AG1906423	240965	3010	MEYER RIVERVIEW FARMS IN	04/23/2019	150,000.00	1.490	04/15/2020	150,000.00	1.490	292
AG1906399	240966	3010	CODY RODABAUGH	04/23/2019	100,000.00	1.490	04/15/2020	100,000.00	1.490	292
AG1906373	240967	3010	WILLIAMS FARMS LLC	04/23/2019	150,000.00	1.490	04/15/2020	150,000.00	1.490	292
AG1906241	240968	3010	MICHAEL BASINGER	04/23/2019	150,000.00	1.490	04/15/2020	150,000.00	1.490	292
AG1906258	240969	3010	DEAN BIXEL	04/23/2019	150,000.00	1.490	04/15/2020	150,000.00	1.490	292
AG1906266	240970	3010	RICHARD BIXEL	04/23/2019	150,000.00	1.490	04/15/2020	150,000.00	1.490	292
AG1906274	240971	3010	ROBERT ZIMMERMAN	04/23/2019	150,000.00	1.490	04/15/2020	150,000.00	1.490	292
AG1906316	240972	3010	TRI Z INC	04/23/2019	150,000.00	1.490	04/15/2020	150,000.00	1.490	292
AG1906282	240973	3010	HERSHBERGER FARM LLC	04/23/2019	100,000.00	1.490	04/15/2020	100,000.00	1.490	292
AG1906324	240974	3010	LYNN COLLERT	04/23/2019	40,000.00	1.490	04/15/2020	40,000.00	1.490	292
AG1906431	240975	3010	JOHN GAZAREK	04/23/2019	130,000.00	1.490	04/15/2020	130,000.00	1.490	292
AG1906407	240976	3010	TNT FARMS LLC	04/23/2019	150,000.00	1.490	04/15/2020	150,000.00	1.490	292





Run Date: 7/2/2019 7:43:02 AM

Investments Outstanding As Of Date: 6/28/2019

INVENTORY BY MATURITY REPORT

CUSIP	Investment #	Fund	Issuer	Purchase Date	Current Book	Current Rate	Maturity Date	Current Par	YTM	Days to Maturity
AG1906290	240977	3010	JAMES WILLIAMS III	04/23/2019	30,000.00	1.490	04/15/2020	30,000.00	1.490	292
AG1906415	240978	3010	BRIDENBAUGH FM HRTG FRM	04/23/2019	25,000.00	1.490	04/15/2020	25,000.00	1.490	292
AG1906449	241013	3010	BEAVERDAM CONTRACTING I	04/25/2019	150,000.00	1.490	04/15/2020	150,000.00	1.490	292
AG1904113	241067	3010	ROY ANDREW LEID	05/01/2019	22,500.00	1.490	04/15/2020	22,500.00	1.490	292
AG1904436	241068	3010	RUDY MAIBACH	05/01/2019	50,000.00	1.490	04/15/2020	50,000.00	1.490	292
AG1904444	241069	3010	DALEWYN C JULIE M MARTIN	05/01/2019	50,000.00	1.490	04/15/2020	50,000.00	1.490	292
AG1904451	241070	3010	MARTINS HILLCREST FARM LL	05/01/2019	100,000.00	1.490	04/15/2020	100,000.00	1.490	292
AG1904469	241071	3010	STEVE AND KATHY MARTIN	05/01/2019	125,000.00	1.490	04/15/2020	125,000.00	1.490	292
AG1904477	241072	3010	MCKELVEY DAIRY LLC	05/01/2019	150,000.00	1.490	04/15/2020	150,000.00	1.490	292
AG1904014	241073	3010	JERRY A ANN M MCNEIL	05/01/2019	150,000.00	1.490	04/15/2020	150,000.00	1.490	292
AG1904121	241074	3010	BRYAN MILLER	05/01/2019	40,000.00	1.490	04/15/2020	40,000.00	1.490	292
AG1904139	241075	3010	HAROLD MARGARET MILLER	05/01/2019	75,237.00	1.490	04/15/2020	75,237.00	1.490	292
AG1904287	241076	3010	IVAN BURKHOLDER	05/01/2019	50,000.00	1.490	04/15/2020	50,000.00	1.490	292
AG1904485	241077	3010	FOUR WINDS FARMS LTD	05/01/2019	125,000.00	1.490	04/15/2020	125,000.00	1.490	292
AG1904493	241078	3010	ADRIAN ALYSSA BEERY	05/01/2019	150,000.00	1.490	04/15/2020	150,000.00	1.490	292
AG1904501	241079	3010	BLUE RIDGE FARMS LLC	05/01/2019	150,000.00	1.490	04/15/2020	150,000.00	1.490	292
AG1904519	241080	3010	HILLSIDE FEED HAY SUPPLY L	05/01/2019	30,000.00	1.490	04/15/2020	30,000.00	1.490	292
AG1904147	241081	3010	MENGEL DAIRY FARM LLC	05/01/2019	150,000.00	1.490	04/15/2020	150,000.00	1.490	292
AG1904527	241082	3010	DANIEL C MILLER	05/01/2019	35,000.00	1.490	04/15/2020	35,000.00	1.490	292
AG1904030	241083	3010	AARON ANNA NOLT	05/01/2019	50,000.00	1.490	04/15/2020	50,000.00	1.490	292
AG1904154	241084	3010	SPRANGS FAIRVIEW FARM LL	05/01/2019	150,000.00	1.490	04/15/2020	150,000.00	1.490	292
AG1904535	241085	3010	STEINER EQUIPMENT LLC	05/01/2019	42,000.00	1.490	04/15/2020	42,000.00	1.490	292
AG1904162	241086	3010	SWEET BREEZE FARMS & EXC	05/01/2019	150,000.00	1.490	04/15/2020	150,000.00	1.490	292
AG1904329	241087	3010	WILLIAM AND VICKIE ROHR	05/01/2019	150,000.00	1.490	04/15/2020	150,000.00	1.490	292
AG1904006	241088	3010	RINGBYRE JERSEYS LLC	05/01/2019	100,000.00	1.490	04/15/2020	100,000.00	1.490	292
AG1904543	241089	3010	ATLEE SWARTZENTRUBER	05/01/2019	50,250.00	1.490	04/15/2020	50,250.00	1.490	292
AG1904246	241090	3010	ROBINSON VALLEY RUN FARM	05/01/2019	50,000.00	1.490	04/15/2020	50,000.00	1.490	292
AG1904402	241091	3010	DOUBLE K FARMS	05/01/2019	57,750.00	1.490	04/15/2020	57,750.00	1.490	292
AG1904170	241092	3010	AGRI SOILS LTD	05/01/2019	150,000.00	1.490	04/15/2020	150,000.00	1.490	292
AG1904337	241093	3010	AMOS LIVESTOCK EQUIPMENT	05/01/2019	80,000.00	1.490	04/15/2020	80,000.00	1.490	292
AG1904345	241094	3010	SETH AMOS	05/01/2019	100,000.00	1.490	04/15/2020	100,000.00	1.490	292
AG1904550	241095	3010	JAY JEWEL AMSTUTZ	05/01/2019	30,000.00	1.490	04/15/2020	30,000.00	1.490	292
AG1904253	241096	3010	ARMFELT ACRES	05/01/2019	60,000.00	1.490	04/15/2020	60,000.00	1.490	292



Run Date: 7/2/2019 7:43:02 AM

Investments Outstanding As Of Date: 6/28/2019

INVENTORY BY MATURITY REPORT

CUSIP	Investment #	Fund	Issuer	Purchase Date	Current Book	Current Rate	Maturity Date	Current Par	YTM	Days to Maturity
AG1904568	241097	3010	DONALD R AND JESSICA BAD	05/01/2019	120,000.00	1.490	04/15/2020	120,000.00	1.490	292
AG1904576	241098	3010	JOHN LINDA BADGER	05/01/2019	150,000.00	1.490	04/15/2020	150,000.00	1.490	292
AG1904584	241099	3010	BENJAMIN JOANNA BALTZLY	05/01/2019	10,000.00	1.490	04/15/2020	10,000.00	1.490	292
AG1904592	241100	3010	RANDALL E AND SUE ANN BER	05/01/2019	95,000.00	1.490	04/15/2020	95,000.00	1.490	292
AG1904600	241101	3010	BRENEMAN FARMS INC	05/01/2019	50,000.00	1.490	04/15/2020	50,000.00	1.490	292
AG1904295	241102	3010	EUGENE and MARY A BURKHO	05/01/2019	150,000.00	1.490	04/15/2020	150,000.00	1.490	292
AG1904303	241103	3010	SAMUEL BURKHOLDER	05/01/2019	60,000.00	1.490	04/15/2020	60,000.00	1.490	292
AG1904618	241104	3010	CANAAN CATTLE and GRAIN L	05/01/2019	42,000.00	1.490	04/15/2020	42,000.00	1.490	292
AG1904626	241105	3010	CANAAN SUPPLY LLC	05/01/2019	20,000.00	1.490	04/15/2020	20,000.00	1.490	292
AG1904634	241106	3010	CANTENDO ACRES GRAZELAN	05/01/2019	50,000.00	1.490	04/15/2020	50,000.00	1.490	292
AG1904642	241107	3010	CARMONY FARMS LTD	05/01/2019	150,000.00	1.490	04/15/2020	150,000.00	1.490	292
AG1904659	241108	3010	CATAPADALE DAIRY LTD	05/01/2019	150,000.00	1.490	04/15/2020	150,000.00	1.490	292
AG1904667	241109	3010	CIRCLE J FARMS LLC	05/01/2019	150,000.00	1.490	04/15/2020	150,000.00	1.490	292
AG1904675	241110	3010	CLAR LAIN FARM LLC	05/01/2019	150,000.00	1.490	04/15/2020	150,000.00	1.490	292
AG1904683	241111	3010	DJR FARM LLC	05/01/2019	10,000.00	1.490	04/15/2020	10,000.00	1.490	292
AG1904691	241112	3010	DAVEL FARMS INC	05/01/2019	100,000.00	1.490	04/15/2020	100,000.00	1.490	292
AG1904709	241113	3010	DOTTERER FARMS LLC	05/01/2019	150,000.00	1.490	04/15/2020	150,000.00	1.490	292
AG1904717	241114	3010	DOUGLASS GRAIN FARMS LLC	05/01/2019	150,000.00	1.490	04/15/2020	150,000.00	1.490	292
AG1904048	241115	3010	ROBERT AND CYNTHIA FARQU	05/01/2019	150,000.00	1.490	04/15/2020	150,000.00	1.490	292
AG1904725	241116	3010	ROGER FEATHER	05/01/2019	100,000.00	1.490	04/15/2020	100,000.00	1.490	292
AG1904733	241117	3010	FIVE POINTS FARM LLC	05/01/2019	150,000.00	1.490	04/15/2020	150,000.00	1.490	292
AG1904741	241118	3010	GASSER FARMS LLC	05/01/2019	150,000.00	1.490	04/15/2020	150,000.00	1.490	292
AG1904758	241119	3010	KRAIG GASSER	05/01/2019	50,000.00	1.490	04/15/2020	50,000.00	1.490	292
AG1904766	241120	3010	NATHAN GASSER	05/01/2019	100,000.00	1.490	04/15/2020	100,000.00	1.490	292
AG1904774	241121	3010	GEITGEY FARMS LLC	05/01/2019	35,000.00	1.490	04/15/2020	35,000.00	1.490	292
AG1904782	241122	3010	ROBERT AND AMY GRABER	05/01/2019	75,000.00	1.490	04/15/2020	75,000.00	1.490	292
AG1904790	241123	3010	BENJAMIN L GOOD	05/01/2019	40,000.00	1.490	04/15/2020	40,000.00	1.490	292
AG1904808	241124	3010	JONATHAN D and MARTHA G	05/01/2019	75,000.00	1.490	04/15/2020	75,000.00	1.490	292
AG1904816	241125	3010	RICHARD L and BETHANY J G	05/01/2019	35,000.00	1.490	04/15/2020	35,000.00	1.490	292
AG1904824	241126	3010	RICHARD GRAHAM	05/01/2019	100,000.00	1.490	04/15/2020	100,000.00	1.490	292
AG1904832	241127	3010	BRIAN GORTNER	05/01/2019	150,000.00	1.490	04/15/2020	150,000.00	1.490	292
AG1904840	241128	3010	JOSHUA D and MYLA A HERSH	05/01/2019	60,000.00	1.490	04/15/2020	60,000.00	1.490	292
AG1904857	241129	3010	HODGE FARMS LLC	05/01/2019	100,000.00	1.490	04/15/2020	100,000.00	1.490	292



Run Date: 7/2/2019 7:43:02 AM

Investments Outstanding As Of Date: 6/28/2019

## INVENTORY BY MATURITY REPORT

CUSIP	Investment #	Fund	Issuer	Purchase Date	Current Book	Current Rate	Maturity Date	Current Par	YTM	Days to Maturity
AG1904865	241130	3010	STEVE HOISINGTON	05/01/2019	150,000.00	1.490	04/15/2020	150,000.00	1.490	292
AG1904410	241131	3010	STEVEN AND SHAWN KACERS	05/01/2019	150,000.00	1.490	04/15/2020	150,000.00	1.490	292
AG1904873	241132	3010	JAMES AND JANET KASSERMA	05/01/2019	100,000.00	1.490	04/15/2020	100,000.00	1.490	292
AG1904279	241133	3010	MASON KISAMORE	05/01/2019	50,000.00	1.490	04/15/2020	50,000.00	1.490	292
AG1904261	241134	3010	KLEVER HOLSTEIN FRM LIMIT	05/01/2019	86,000.00	1.490	04/15/2020	86,000.00	1.490	292
AG1904055	241135	3010	CLINT J and CASSANDRA K KE	05/01/2019	145,000.00	1.490	04/15/2020	145,000.00	1.490	292
AG1904352	241136	3010	BENJAMIN KLICK	05/01/2019	65,000.00	1.490	04/15/2020	65,000.00	1.490	292
AG1904063	241137	3010	REGAN A and LAURA A KLINE	05/01/2019	40,212.00	1.490	04/15/2020	40,212.00	1.490	292
AG1904188	241138	3010	LANG VUE FARMS LTD	05/01/2019	125,000.00	1.490	04/15/2020	125,000.00	1.490	292
AG1904881	241139	3010	LOREN LARRY DARRELL STEIN	05/01/2019	50,000.00	1.490	04/15/2020	50,000.00	1.490	292
AG1904899	241140	3010	EARL AND ROBIN JENTES	05/01/2019	150,000.00	1.490	04/15/2020	150,000.00	1.490	292
AG1904907	241141	3010	JENTES FARM OPERATIONS LL	05/01/2019	150,000.00	1.490	04/15/2020	150,000.00	1.490	292
AG1904915	241142	3010	PAUL and FANNIE MILLER	05/01/2019	20,000.00	1.490	04/15/2020	20,000.00	1.490	292
AG1904923	241143	3010	MOOREFIELD FARMS	05/01/2019	150,000.00	1.490	04/15/2020	150,000.00	1.490	292
AG1904931	241144	3010	JAMES AND LINDA MOSHER	05/01/2019	75,000.00	1.490	04/15/2020	75,000.00	1.490	292
AG1904360	241145	3010	JONATHAN AND ABBEY NORM	05/01/2019	125,000.00	1.490	04/15/2020	125,000.00	1.490	292
AG1904196	241146	3010	OPEN ROAD FARM LTD	05/01/2019	100,000.00	1.490	04/15/2020	100,000.00	1.490	292
AG1904378	241147	3010	PARKER FARMS	05/01/2019	75,000.00	1.490	04/15/2020	75,000.00	1.490	292
AG1904949	241148	3010	PLEASANT VALE DAIRY INC	05/01/2019	150,000.00	1.490	04/15/2020	150,000.00	1.490	292
AG1904956	241149	3010	PEBBLE FARM	05/01/2019	20,000.00	1.490	04/15/2020	20,000.00	1.490	292
AG1904105	241150	3010	CRAIG T and LINDA L POWELL	05/01/2019	100,000.00	1.490	04/15/2020	100,000.00	1.490	292
AG1904964	241151	3010	BENJAMIN AND MELISSA REH	05/01/2019	150,000.00	1.490	04/15/2020	150,000.00	1.490	292
AG1904972	241152	3010	REHM FARMS LLC	05/01/2019	150,000.00	1.490	04/15/2020	150,000.00	1.490	292
AG1904980	241153	3010	ROHR FARMS SERVICE LLC	05/01/2019	150,000.00	1.490	04/15/2020	150,000.00	1.490	292
AG1904998	241154	3010	ROSEDALE VENTURES LLC	05/01/2019	150,000.00	1.490	04/15/2020	150,000.00	1.490	292
AG1904071	241155	3010	ROSEDALE FARMS LLC	05/01/2019	150,000.00	1.490	04/15/2020	150,000.00	1.490	292
AG1904311	241156	3010	RUPRECHT FARM LLC	05/01/2019	100,000.00	1.490	04/15/2020	100,000.00	1.490	292
AG1904428	241157	3010	GALE and WYVIONA SAUSER	05/01/2019	40,000.00	1.490	04/15/2020	40,000.00	1.490	292
AG1905003	241158	3010	CLIFFORD SCHEIBE	05/01/2019	50,000.00	1.490	04/15/2020	50,000.00	1.490	292
AG1905011	241159	3010	SHADE CREEK FARMS	05/01/2019	150,000.00	1.490	04/15/2020	150,000.00	1.490	292
AG1905029	241160	3010	SHOWALTER DAIRY FARMS LL	05/01/2019	150,000.00	1.490	04/15/2020	150,000.00	1.490	292
AG1905037	241161	3010	TYLER STAHL	05/01/2019	15,000.00	1.490	04/15/2020	15,000.00	1.490	292
AG1905045	241162	3010	STEINERS CUSTOM FARMING	05/01/2019	100,000.00	1.490	04/15/2020	100,000.00	1.490	292



Run Date: 7/2/2019 7:43:02 AM

Investments Outstanding As Of Date: 6/28/2019

## INVENTORY BY MATURITY REPORT

CUSIP	Investment #	Fund	Issuer	Purchase Date	Current Book	Current Rate	Maturity Date	Current Par	YTM	Days to Maturity
AG1905052	241163	3010	STEINER GRAIN FARMS AG SE	05/01/2019	120,000.00	1.490	04/15/2020	120,000.00	1.490	292
AG1905060	241164	3010	STEVEN AND ALYSON STEINE	05/01/2019	10,000.00	1.490	04/15/2020	10,000.00	1.490	292
AG1905078	241165	3010	CRAIG E and LYNELLE J STOLL	05/01/2019	30,000.00	1.490	04/15/2020	30,000.00	1.490	292
AG1905086	241166	3010	BRADLEY and MOLLY STULL	05/01/2019	35,000.00	1.490	04/15/2020	35,000.00	1.490	292
AG1905094	241167	3010	GREG and CHALA TROYER	05/01/2019	75,000.00	1.490	04/15/2020	75,000.00	1.490	292
AG1905102	241168	3010	WASUKA FARMS INC	05/01/2019	150,000.00	1.490	04/15/2020	150,000.00	1.490	292
AG1904089	241169	3010	LAROY WEAVER	05/01/2019	150,000.00	1.490	04/15/2020	150,000.00	1.490	292
AG1905110	241171	3010	WILLIAM AND DARLA WEAVER	05/01/2019	80,000.00	1.490	04/15/2020	80,000.00	1.490	292
AG1905128	241172	3010	WILDWOOD LEGACY FARMS L	05/01/2019	25,000.00	1.490	04/15/2020	25,000.00	1.490	292
AG1904386	241173	3010	WINDY WAY FARMS LTD	05/01/2019	150,000.00	1.490	04/15/2020	150,000.00	1.490	292
AG1905136	241174	3010	NATHAN L YODER	05/01/2019	50,000.00	1.490	04/15/2020	50,000.00	1.490	292
AG1905144	241175	3010	SIMON YODER	05/01/2019	60,000.00	1.490	04/15/2020	60,000.00	1.490	292
AG1904220	241176	3010	IVAN ZIMMERMAN	05/01/2019	60,000.00	1.490	04/15/2020	60,000.00	1.490	292
AG1904204	241177	3010	LYNDON MILLER	05/01/2019	150,000.00	1.490	04/15/2020	150,000.00	1.490	292
AG1905151	241178	3010	JAMES and MARY BETH RICHA	05/01/2019	45,262.00	1.490	04/15/2020	45,262.00	1.490	292
AG1905169	241179	3010	TROY SHAUH	05/01/2019	75,000.00	1.490	04/15/2020	75,000.00	1.490	292
AG1905177	241180	3010	ROGER and NEDRA STEINER	05/01/2019	100,000.00	1.490	04/15/2020	100,000.00	1.490	292
AG1905185	241181	3010	DALE AMSTUTZ	05/01/2019	50,000.00	1.490	04/15/2020	50,000.00	1.490	292
AG1904212	241182	3010	ELMER GRABER	05/01/2019	40,000.00	1.490	04/15/2020	40,000.00	1.490	292
AG1904022	241183	3010	ELI A MILLER	05/01/2019	75,000.00	1.490	04/15/2020	75,000.00	1.490	292
AG1905193	241184	3010	WILLOW BROOK DAIRY LLC	05/01/2019	150,000.00	1.490	04/15/2020	150,000.00	1.490	292
AG1905201	241185	3010	KIRT and JULIE KEENER	05/01/2019	15,000.00	1.490	04/15/2020	15,000.00	1.490	292
AG1905219	241186	3010	JOHN and PATRICIA STEINER	05/01/2019	20,000.00	1.490	04/15/2020	20,000.00	1.490	292
AG1904097	241187	3010	JAMES and LINDA FISHER	05/01/2019	25,000.00	1.490	04/15/2020	25,000.00	1.490	292
AG1905227	241188	3010	JCB REDICK FARMS LLC	05/01/2019	150,000.00	1.490	04/15/2020	150,000.00	1.490	292
AG1905235	241189	3010	LISA WEIMAN	05/01/2019	10,000.00	1.490	04/15/2020	10,000.00	1.490	292
AG1905243	241190	3010	HERSHEY CROPLAND LLC	05/01/2019	10,000.00	1.490	04/15/2020	10,000.00	1.490	292
AG1905250	241191	3010	CALF COUNTRY FARMS LTD	05/01/2019	15,000.00	1.490	04/15/2020	15,000.00	1.490	292
AG1905268	241192	3010	ROBERT WINKLER	05/01/2019	50,000.00	1.490	04/15/2020	50,000.00	1.490	292
AG1904238	241193	3010	BAR LEE JERSEYS LLC	05/01/2019	30,000.00	1.490	04/15/2020	30,000.00	1.490	292
AG1905276	241194	3010	MD WALNUT VALLEY FARM LL	05/01/2019	50,000.00	1.490	04/15/2020	50,000.00	1.490	292
AG1905284	241195	3010	EDWARD and CHARLOTTE SH	05/01/2019	125,000.00	1.490	04/15/2020	125,000.00	1.490	292
AG1905292	241196	3010	DAVID CARSON	05/01/2019	30,300.00	1.490	04/15/2020	30,300.00	1.490	292



Run Date: 7/2/2019 7:43:02 AM

Investments Outstanding As Of Date: 6/28/2019

INVENTORY BY MATURITY REPORT

CUSIP	Investment #	Fund	Issuer	Purchase Date	Current Book	Current Rate	Maturity Date	Current Par	YTM	Days to Maturity
AG1905300	241197	3010	RYAN M EBERLY	05/01/2019	20,000.00	1.490	04/15/2020	20,000.00	1.490	292
AG1905318	241198	3010	EDWARD YODER	05/01/2019	100,000.00	1.490	04/15/2020	100,000.00	1.490	292
AG1904394	241199	3010	MARK AND CARLA FRANK	05/01/2019	150,000.00	1.490	04/15/2020	150,000.00	1.490	292
AG1906464	241235	3010	ROBERT ERNEST	05/03/2019	120,000.00	1.490	04/15/2020	120,000.00	1.490	292
AG1906472	241236	3010	EDWARD BRICKNER	05/03/2019	65,000.00	1.490	04/15/2020	65,000.00	1.490	292
AG1906480	241237	3010	BRICKNER FARM SERVICE LLC	05/03/2019	150,000.00	1.490	04/15/2020	150,000.00	1.490	292
AG1906506	241327	3010	NEAL HARRIS	05/13/2019	150,000.00	1.490	04/15/2020	150,000.00	1.490	292
AG1906498	241328	3010	KORY HEFNER	05/13/2019	25,000.00	1.490	04/15/2020	25,000.00	1.490	292
AG1906514	241386	3010	SCHUMACHER & BASINGER LL	05/17/2019	150,000.00	1.490	04/15/2020	150,000.00	1.490	292
AG1906522	241461	3010	KENNETH R DIBERT	05/28/2019	85,000.00	1.490	04/15/2020	85,000.00	1.490	292
AG1906530	241462	3010	G AND R FARMS FLP	05/28/2019	150,000.00	1.490	04/15/2020	150,000.00	1.490	292
AG1906548	241472	3010	DUSTIN MILLER	05/29/2019	40,000.00	1.490	04/15/2020	40,000.00	1.490	292
AG1906555	241646	3010	BRAIN HERSHBERGER	06/14/2019	80,000.00	1.490	04/15/2020	80,000.00	1.490	292
AG1906563	241661	3010	JOHN WALKER	06/18/2019	65,000.00	1.490	04/15/2020	65,000.00	1.490	292
AG1906571	241662	3010	JOHN KNISLEY	06/18/2019	150,000.00	1.490	04/15/2020	150,000.00	1.490	292
AG1906589	241739	3010	COWMOOCH DAIRY LLC	06/20/2019	150,000.00	1.490	04/15/2020	150,000.00	1.490	292
3130A8RW5	227410	1010	FHLB DEBENTURE 1.300 4-21-	07/21/2016	8,993,250.00	1.300	04/21/2020	9,000,000.00	1.321	298
3133EGNF8	227686	1010	FFCB DEBENTURE 1.300 4-21-	08/10/2016	10,997,800.00	1.300	04/21/2020	11,000,000.00	1.306	298
RE1800045	236449	3040	CHAPMAN DISTRIB STACK & G	04/24/2018	202,000.00	1.500	04/24/2020	202,000.00	1.500	301
LD1800431	236471	3050	SELECT MACHINE INC.	04/25/2018	150,000.00	1.500	04/24/2020	150,000.00	1.500	301
LD1800449	236500	3050	JUDDS TRANSPORT LLC	04/26/2018	145,000.00	1.500	04/24/2020	145,000.00	1.500	301
EC1801322	236501	3030	MARIAN DEL VECHIO	04/26/2018	312,140.92	1.500	04/24/2020	312,140.92	1.500	301
EC1801314	236502	3030	NICHOLAS WOHLFARTH	04/26/2018	250,000.00	1.500	04/24/2020	250,000.00	1.500	301
EC1801306	236503	3030	MARK AGRICOLA	04/26/2018	322,875.00	1.500	04/24/2020	322,875.00	1.500	301
EC1801298	236504	3030	CAMERON THOMPSON	04/26/2018	350,000.00	1.500	04/24/2020	350,000.00	1.500	301
EC1801280	236505	3030	JEANNETTE DIESMAN	04/26/2018	175,700.00	1.500	04/24/2020	175,700.00	1.500	301
EC1801272	236506	3030	JENNIFER & MATTHEW PLUM	04/26/2018	104,600.00	1.500	04/24/2020	104,600.00	1.500	301
EC1801264	236507	3030	JERRY MCCREERY	04/26/2018	122,956.25	1.500	04/24/2020	122,956.25	1.500	301
3136G2GR2	221724	1010	FNMA DEBENTURE	04/28/2015	10,000,000.00	1.500	04/28/2020	10,000,000.00	1.500	305
912828K58	222389	1020	US TREASURY NOTE	04/30/2015	4,985,546.88	1.375	04/30/2020	5,000,000.00	1.435	307
912828K58	222390	1020	US TREASURY NOTE	04/30/2015	4,993,750.00	1.375	04/30/2020	5,000,000.00	1.401	307
912828VA5	223419	1020	US TREASURY NOTE	07/21/2015	9,742,968.75	1.125	04/30/2020	10,000,000.00	1.687	307
912828VA5	226850	1020	US TREASURY NOTE 1.125 4-3	05/19/2016	9,953,125.00	1.125	04/30/2020	10,000,000.00	1.247	307



Run Date: 7/2/2019 7:43:02 AM

Investments Outstanding As Of Date: 6/28/2019

INVENTORY BY MATURITY REPORT

CUSIP	Investment #	Fund	Issuer	Purchase Date	Current Book	Current Rate	Maturity Date	Current Par	YTM	Days to Maturity
713448CS5	227946	1030	PEPSICO INC 1.850 4-30-20	09/08/2016	5,107,197.44	1.850	04/30/2020	5,024,000.00	1.382	307
9128284J6	236701	1020	T 2 3-8 04-30-20	05/04/2018	9,981,250.00	2.375	04/30/2020	10,000,000.00	2.472	307
36962G2T0	222865	1030	GENERAL ELECTRIC CAPITAL	06/08/2015	5,754,900.00	5.550	05/04/2020	5,000,000.00	2.279	311
RE1800052	236722	3040	THE JAMES L GROSS LUMBER	05/07/2018	116,846.00	1.500	05/07/2020	116,846.00	1.500	314
LD1800456	236749	3050	BENEFACOR GROUP	05/09/2018	62,000.00	1.500	05/08/2020	62,000.00	1.500	315
912833KZ2	181166	2000	US TREASURY STRIP	05/31/2007	25,897.50	.000	05/15/2020	50,000.00	5.143	322
912833KZ2	181414	2000	US TREASURY STRIP	06/26/2007	25,164.00	.000	05/15/2020	50,000.00	5.400	322
912833KZ2	181555	2000	US TREASURY STRIP	07/06/2007	25,600.00	.000	05/15/2020	50,000.00	5.274	322
912833KZ2	181861	2000	US TREASURY STRIP	07/30/2007	52,047.00	.000	05/15/2020	100,000.00	5.170	322
912833KZ2	182551	2000	US TREASURY STRIP	09/25/2007	52,950.00	.000	05/15/2020	100,000.00	5.095	322
912833KZ2	186333	2010	US TREASURY STRIP	05/22/2008	4,403,774.98	.000	05/15/2020	7,538,000.00	4.537	322
912833KZ2	186418	2000	US TREASURY STRIP	05/27/2008	29,458.00	.000	05/15/2020	50,000.00	4.470	322
912833KZ2	186664	2000	US TREASURY STRIP	06/09/2008	14,547.00	.000	05/15/2020	25,000.00	4.590	322
912833KZ2	187227	2000	US TREASURY STRIP	07/11/2008	5,904.40	.000	05/15/2020	10,000.00	4.498	322
912833KZ2	192215	2000	US TREASURY STRIP	05/13/2009	95,820.00	.000	05/15/2020	150,000.00	4.114	322
912833KZ2	193234	2000	US TREASURY STRIP	08/18/2009	31,469.72	.000	05/15/2020	50,000.00	4.357	322
912833KZ2	197099	2000	US TREASURY STRIP	05/11/2010	207,171.79	.000	05/15/2020	306,000.00	3.934	322
912833KZ2	197192	2000	US TREASURY STRIP	05/14/2010	16,931.75	.000	05/15/2020	25,000.00	3.934	322
912833KZ2	198374	2000	US TREASURY STRIP	06/30/2010	36,040.00	.000	05/15/2020	50,000.00	3.343	322
912833KZ2	198700	2000	US TREASURY STRIP	07/13/2010	71,733.00	.000	05/15/2020	100,000.00	3.405	322
912833KZ2	205474	2000	US TREASURY STRIP	05/09/2011	74,378.00	.000	05/15/2020	100,000.00	3.310	322
912833KZ2	206119	2000	US TREASURY STRIP	06/13/2011	76,671.00	.000	05/15/2020	100,000.00	3.000	322
912833KZ2	206335	2000	US TREASURY STRIP	06/23/2011	38,333.00	.000	05/15/2020	50,000.00	3.010	322
912833KZ2	206371	2000	US TREASURY STRIP	06/27/2011	38,303.50	.000	05/15/2020	50,000.00	3.022	322
912833KZ2	210178	2000	US TREASURY STRIP	05/16/2012	44,118.50	.000	05/15/2020	50,000.00	1.571	322
912833KZ2	210393	2000	US TREASURY STRIP	06/06/2012	45,436.50	.000	05/15/2020	50,000.00	1.209	322
912833KZ2	210599	2000	US TREASURY STRIP	06/25/2012	44,824.50	.000	05/15/2020	50,000.00	1.390	322
912833KZ2	214702	2000	US TREASURY STRIP	06/17/2013	44,663.50	.000	05/15/2020	50,000.00	1.640	322
912833KZ2	218182	2000	US TREASURY STRIP	06/26/2014	44,421.50	.000	05/15/2020	50,000.00	2.020	322
912833KZ2	218208	2000	US TREASURY STRIP	06/27/2014	44,369.50	.000	05/15/2020	50,000.00	2.041	322
912833KZ2	218578	2000	US TREASURY STRIP	07/31/2014	44,634.50	.000	05/15/2020	50,000.00	1.970	322
912833KZ2	222622	2000	US TREASURY STRIP	05/21/2015	230,715.00	.000	05/15/2020	250,000.00	1.617	322
459200HM6	224871	1030	IBM CORP	12/07/2015	4,924,250.00	1.625	05/15/2020	5,000,000.00	1.983	322



Run Date: 7/2/2019 7:43:02 AM

Investments Outstanding As Of Date: 6/28/2019

INVENTORY BY MATURITY REPORT

CUSIP	Investment #	Fund	Issuer	Purchase Date	Current Book	Current Rate	Maturity Date	Current Par	YTM	Days to Maturity
313382ZC0	225389	1010	FHLB DEBENTURE	02/04/2016	4,997,900.00	1.500	05/15/2020	5,000,000.00	1.510	322
912833KZ2	226885	2000	US TREASURY STRI ZERO-% 5	05/26/2016	113,976.00	.000	05/15/2020	120,000.00	1.302	322
459200HM6	227256	1030	IBM CORP 1.625 5-15-20	07/12/2016	7,114,870.00	1.625	05/15/2020	7,000,000.00	1.187	322
912833KZ2	227311	2000	US TREASURY STRI ZERO-% 5	07/15/2016	48,206.50	.000	05/15/2020	50,000.00	.955	322
912833KZ2	227496	2000	US TREASURY STRI ZERO-% 5	07/29/2016	38,448.40	.000	05/15/2020	40,000.00	1.045	322
912833KZ2	227667	2000	US TREASURY STRI ZERO-% 5	08/12/2016	96,249.00	.000	05/15/2020	100,000.00	1.020	322
912833KZ2	231302	2000	S 0 05-15-20	05/11/2017	38,153.20	.000	05/15/2020	40,000.00	1.576	322
912833KZ2	231582	2000	S 0 05-15-20	06/02/2017	38,291.20	.000	05/15/2020	40,000.00	1.485	322
EC1801371	236821	3030	ROBERT-DEBORAHJ FRANKAR	05/17/2018	234,325.00	1.500	05/15/2020	234,325.00	1.500	322
EC1801363	236822	3030	FRANKLIN & SUSAN BROWN	05/17/2018	270,606.00	1.500	05/15/2020	270,606.00	1.500	322
EC1801355	236823	3030	TED KIENZLE	05/17/2018	55,797.16	1.500	05/15/2020	55,797.16	1.500	322
EC1801348	236824	3030	THOMAS HANLEY	05/17/2018	239,040.00	1.500	05/15/2020	239,040.00	1.500	322
EC1801330	236825	3030	BAHRAM AND JODIE MIRFEND	05/17/2018	151,749.80	1.500	05/15/2020	151,749.80	1.500	322
912833KZ2	237029	2000	S 0 05-15-20	06/14/2018	38,145.20	.000	05/15/2020	40,000.00	2.490	322
912833KZ2	237314	2000	S 0 05-15-20	07/06/2018	38,194.00	.000	05/15/2020	40,000.00	2.501	322
912833KZ2	237414	2000	S 0 05-15-20	07/12/2018	38,184.40	.000	05/15/2020	40,000.00	2.537	322
912833KZ2	241253	2000	S 0 05-15-20	05/09/2019	39,072.80	.000	05/15/2020	40,000.00	2.320	322
912833KZ2	241677	2000	S 0 05-15-20	06/21/2019	39,294.80	.000	05/15/2020	40,000.00	1.987	322
LD1800464	236837	3050	CLEMENT CONSTRUCTION IN	05/18/2018	50,000.00	1.500	05/18/2020	50,000.00	1.500	325
LD1800472	236850	3050	NAVE & SONS LAWCARE	05/21/2018	20,757.36	1.500	05/21/2020	20,757.36	1.500	328
0258M0DT3	222940	1030	AMERICAN EXPRESS CREDIT C	06/12/2015	9,932,800.00	2.375	05/26/2020	10,000,000.00	2.520	333
EC1801389	236924	3030	TIMOTHY HALL	05/30/2018	350,000.00	1.500	05/29/2020	350,000.00	1.500	336
912828XE5	222828	1020	US TREASURY NOTE	06/03/2015	9,953,906.25	1.500	05/31/2020	10,000,000.00	1.596	338
912828XE5	223219	1020	US TREASURY NOTE	07/02/2015	9,918,750.00	1.500	05/31/2020	10,000,000.00	1.673	338
912828VF4	228681	1020	US TREASURY NOTE	11/21/2016	14,946,679.69	1.375	05/31/2020	15,000,000.00	1.479	338
9128284Q0	236991	1020	T 2 1-2 05-31-20	06/08/2018	14,995,312.50	2.500	05/31/2020	15,000,000.00	2.516	338
69353REP9	222790	1030	PNC FIN SERV GROUP	06/03/2015	10,016,700.00	2.300	06/01/2020	10,000,000.00	2.264	339
EC1801405	237014	3030	ANITA LILLIBRIDGE	06/11/2018	122,500.00	1.500	06/11/2020	122,500.00	1.500	349
EC1801397	237015	3030	WILLIAM DOKKO	06/11/2018	339,360.00	1.500	06/11/2020	339,360.00	1.500	349
313383HU8	225520	1010	FHLB DEBENTURE	02/19/2016	10,592,920.00	1.750	06/12/2020	10,400,000.00	1.306	350
3136G3CU7	225588	1010	FNMA DEBENTURE	03/15/2016	15,000,000.00	1.550	06/15/2020	15,000,000.00	1.550	353
3136G3DE2	225612	1010	FNMA DEBENTURE	03/15/2016	15,000,000.00	1.550	06/15/2020	15,000,000.00	1.550	353
LD1800480	237100	3050	TRIBUTE CONTRACTING CON	06/15/2018	67,699.97	1.500	06/15/2020	67,699.97	1.500	353



Run Date: 7/2/2019 7:43:02 AM

Investments Outstanding As Of Date: 6/28/2019

## INVENTORY BY MATURITY REPORT

CUSIP	Investment #	Fund	Issuer	Purchase Date	Current Book	Current Rate	Maturity Date	Current Par	YTM	Days to Maturity
LD1800498	237119	3050	EXTREME CLEAN OF OHIO LT	06/18/2018	209,500.65	1.500	06/18/2020	209,500.65	1.500	356
LD1800506	237150	3050	COLBURN PATTERSON LLC	06/19/2018	166,774.58	1.500	06/19/2020	166,774.58	1.500	357
3135G0D75	223822	1010	FNMA DEBENTURE	08/21/2015	9,952,600.00	1.500	06/22/2020	10,000,000.00	1.602	360
3135G0D75	224627	1010	FNMA DEBENTURE	11/03/2015	7,474,875.00	1.500	06/22/2020	7,500,000.00	1.575	360
EC1801488	237217	3030	JON AND SANDRA BURKHOLD	06/22/2018	311,307.92	1.750	06/22/2020	311,307.92	1.750	360
EC1801470	237218	3030	ERIC SISCO	06/22/2018	75,000.00	1.750	06/22/2020	75,000.00	1.750	360
EC1801462	237219	3030	ANNE & GREGORY KRABACHE	06/22/2018	185,842.58	1.750	06/22/2020	185,842.58	1.750	360
EC1801454	237220	3030	RYAN HAMMOCK	06/22/2018	24,162.85	1.750	06/22/2020	24,162.85	1.750	360
EC1801447	237221	3030	SALLY ARMSTRONG	06/22/2018	115,000.00	1.750	06/22/2020	115,000.00	1.750	360
EC1801439	237222	3030	MARCUS PATTERSON	06/22/2018	31,310.00	1.750	06/22/2020	31,310.00	1.750	360
EC1801421	237223	3030	ANTHONY FENICE	06/22/2018	100,000.00	1.750	06/22/2020	100,000.00	1.750	360
EC1801413	237224	3030	MARY HALDEMAN	06/22/2018	243,950.00	1.750	06/22/2020	243,950.00	1.750	360
46625HLW8	227358	1030	JP MORGAN CHASE 2.750 6-23	07/19/2016	10,306,900.00	2.750	06/23/2020	10,000,000.00	1.935	361
LD1800514	237256	3050	M & M WINE CELLAR	06/26/2018	400,000.00	1.750	06/26/2020	400,000.00	1.750	364
EC1801504	237257	3030	STEPHANIE MURRAY	06/26/2018	54,389.60	1.750	06/26/2020	54,389.60	1.750	364
EC1801496	237258	3030	ERIN AND AMY KEEGAN	06/26/2018	90,000.00	1.750	06/26/2020	90,000.00	1.750	364
EC1801512	237259	3030	RYAN HOISINGTON	06/26/2018	198,875.00	1.750	06/26/2020	198,875.00	1.750	364
EC1801538	237260	3030	CLINTON BOLEY	06/26/2018	125,000.00	1.750	06/26/2020	125,000.00	1.750	364
EC1801520	237261	3030	DOUGLAS CAVIN	06/26/2018	109,425.00	1.750	06/26/2020	109,425.00	1.750	364
EC1801561	237262	3030	DOUGLAS WARNER	06/26/2018	110,819.10	1.750	06/26/2020	110,819.10	1.750	364
EC1801553	237263	3030	JERRY MCCREERY	06/26/2018	126,415.00	1.750	06/26/2020	126,415.00	1.750	364
EC1801546	237264	3030	BILL SLACK	06/26/2018	63,957.80	1.750	06/26/2020	63,957.80	1.750	364
912828VJ6	223953	1020	US TREASURY NOTE	09/09/2015	25,416,015.63	1.875	06/30/2020	25,000,000.00	1.515	368
912828XH8	229237	1020	T 1 5-8 06-30-20	01/23/2017	9,985,156.25	1.625	06/30/2020	10,000,000.00	1.670	368
LD1900017	237364	3050	ROXANNA CLEARING & DEMO	07/05/2018	19,400.00	1.750	07/03/2020	19,400.00	1.750	371
931142CU5	224975	1030	WAL-MART STORES	12/21/2015	9,809,257.50	3.625	07/08/2020	9,150,000.00	1.961	376
3133EGLF0	227464	1010	FFCB DEBENTURE 1.290 7-13-	07/25/2016	8,429,799.00	1.290	07/13/2020	8,445,000.00	1.337	381
LD1900025	237482	3050	ANGEL ANIMAL HOSPITAL INC	07/13/2018	176,945.00	1.750	07/13/2020	176,945.00	1.750	381
31359YCG0	147428	2000	FNMA STRIP	03/07/2001	340,506.60	.000	07/15/2020	1,140,000.00	6.340	383
31359YCG0	178426	2000	FNMA STRIP	10/06/2006	2,925,051.42	.000	07/15/2020	5,919,000.00	5.183	383
LD1900033	237511	3050	STEFANO-NICHOLAS MGT CO	07/17/2018	355,000.00	1.750	07/17/2020	355,000.00	1.750	385
EC1900017	237512	3030	BENJAMIN HAUCK	07/17/2018	294,843.85	1.750	07/17/2020	294,843.85	1.750	385
EC1900025	237532	3030	MAYNARD MILLER	07/18/2018	72,600.00	1.750	07/17/2020	72,600.00	1.750	385





Run Date: 7/2/2019 7:43:02 AM

Investments Outstanding As Of Date: 6/28/2019

INVENTORY BY MATURITY REPORT

CUSIP	Investment #	Fund	Issuer	Purchase Date	Current Book	Current Rate	Maturity Date	Current Par	YTM	Days to Maturity
LD1900041	237533	3050	PERFORMANCE R & D LLC	07/18/2018	177,779.38	1.750	07/17/2020	177,779.38	1.750	385
EC1900033	237560	3030	JEFFREY CICHELLA	07/20/2018	140,000.00	1.750	07/20/2020	140,000.00	1.750	388
94974BGM6	224275	1030	WELLS FARGO & CO	10/02/2015	5,066,500.00	2.600	07/22/2020	5,000,000.00	2.306	390
46625HHS2	224283	1030	JP MORGAN CHASE & CO	10/05/2015	5,414,600.00	4.400	07/22/2020	5,000,000.00	2.552	390
3136G4NP4	240759	1010	FNMA 1.8 07-24-20	04/18/2019	2,478,278.98	1.800	07/24/2020	2,500,000.00	2.500	392
3136G3H73	227463	1010	FNMA DEBENTURE 1.375 7-27	07/27/2016	7,065,000.00	1.375	07/27/2020	7,065,000.00	1.375	395
EC1900041	237637	3030	RICHARD WILSON	07/27/2018	111,500.00	1.750	07/27/2020	111,500.00	1.750	395
EC1900058	237638	3030	MICHAEL NOONE	07/27/2018	181,500.00	1.750	07/27/2020	181,500.00	1.750	395
EC1900074	237639	3030	MICHAEL STANDOHAR	07/27/2018	81,500.00	1.750	07/27/2020	81,500.00	1.750	395
EC1900066	237640	3030	JOHN AND LIESEL SERYAK	07/27/2018	205,499.77	1.750	07/27/2020	205,499.77	1.750	395
EC1900082	237641	3030	ANTHONY AND CYNTHIA SUC	07/27/2018	336,000.00	1.750	07/27/2020	336,000.00	1.750	395
EC1900090	237642	3030	JOSEPH AND MARSHAKAE CLA	07/27/2018	267,782.27	1.750	07/27/2020	267,782.27	1.750	395
EC1900108	237643	3030	JOHN AND MELISSA RUFFNER	07/27/2018	80,000.00	1.750	07/27/2020	80,000.00	1.750	395
EC1900116	237644	3030	RICHARD LINDNER III	07/27/2018	311,213.00	1.750	07/27/2020	311,213.00	1.750	395
EC1900140	237645	3030	JEFFREY COOLEY	07/27/2018	76,400.00	1.750	07/27/2020	76,400.00	1.750	395
EC1900132	237646	3030	JEREMY CARRLE	07/27/2018	200,000.00	1.750	07/27/2020	200,000.00	1.750	395
EC1900124	237647	3030	BOZENA KNEZEVIC	07/27/2018	193,125.45	1.750	07/27/2020	193,125.45	1.750	395
458140AQ3	223496	1030	INTEL CORP	07/29/2015	10,038,900.00	2.450	07/29/2020	10,000,000.00	2.367	397
912828VP2	224615	1020	US TREASURY NOTE	11/02/2015	15,328,125.00	2.000	07/31/2020	15,000,000.00	1.520	399
912828VP2	224950	1020	US TREASURY NOTE	12/16/2015	5,070,872.90	2.000	07/31/2020	5,000,000.00	1.680	399
912828XM7	229845	1020	T 1 5-8 07-31-20	03/08/2017	9,960,156.25	1.625	07/31/2020	10,000,000.00	1.746	399
LD1900058	237673	3050	BAKERS COLLISION REPAIR S	07/31/2018	40,534.71	1.750	07/31/2020	40,534.71	1.750	399
EC1900157	237687	3030	ROBERT EDWARDS	08/01/2018	225,000.00	1.750	07/31/2020	225,000.00	1.750	399
88579YAQ4	231238	1030	MMM 2 08-07-20 MTN	05/08/2017	5,040,950.00	2.000	08/07/2020	5,000,000.00	1.739	406
88579YAQ4	231673	1030	MMM 2 08-07-20 MTN	06/13/2017	11,769,953.80	2.000	08/07/2020	11,660,000.00	1.691	406
3136G4NZ2	233451	1010	FNMA 1.7 08-10-20	08/23/2017	10,012,500.00	1.700	08/10/2020	10,000,000.00	1.657	409
EC1900165	237831	3030	RICHARD ROHR	08/14/2018	223,349.00	1.750	08/14/2020	223,349.00	1.750	413
912833LA6	178332	2000	US TREASURY STRIP	10/04/2006	25,556.00	.000	08/15/2020	50,000.00	4.900	414
912833LA6	178586	2000	US TREASURY STRIP	10/26/2006	69,324.30	.000	08/15/2020	138,000.00	5.050	414
912833LA6	178996	2000	US TREASURY STRIP	11/28/2006	26,106.00	.000	08/15/2020	50,000.00	4.795	414
912833LA6	182220	2000	US TREASURY STRIP	08/28/2007	52,849.00	.000	08/15/2020	100,000.00	4.980	414
912833LA6	182756	2000	US TREASURY STRIP	10/05/2007	53,520.00	.000	08/15/2020	100,000.00	4.920	414
912833LA6	188067	2000	US TREASURY STRIP	09/15/2008	30,425.00	.000	08/15/2020	50,000.00	4.213	414



Run Date: 7/2/2019 7:43:02 AM

Investments Outstanding As Of Date: 6/28/2019

INVENTORY BY MATURITY REPORT

CUSIP	Investment #	Fund	Issuer	Purchase Date	Current Book	Current Rate	Maturity Date	Current Par	YTM	Days to Maturity
912833LA6	188162	2010	US TREASURY STRIP	09/22/2008	356,158.08	.000	08/15/2020	576,000.00	4.082	414
912833LA6	193253	2000	US TREASURY STRIP	08/18/2009	62,346.25	.000	08/15/2020	100,000.00	4.345	414
912833LA6	199560	2000	US TREASURY STRIP	08/13/2010	36,519.00	.000	08/15/2020	50,000.00	3.165	414
912833LA6	200623	2000	US TREASURY STRIP	09/24/2010	74,633.00	.000	08/15/2020	100,000.00	2.980	414
912833LA6	207490	2000	US TREASURY STRIP	09/23/2011	42,107.50	.000	08/15/2020	50,000.00	1.941	414
912833LA6	207860	2000	US TREASURY STRIP	10/31/2011	82,610.00	.000	08/15/2020	100,000.00	2.185	414
912833LA6	207913	2000	US TREASURY STRIP	11/03/2011	41,309.00	.000	08/15/2020	50,000.00	2.186	414
912833LA6	211239	2000	US TREASURY STRIP	08/17/2012	44,737.50	.000	08/15/2020	50,000.00	1.396	414
912833LA6	211299	2000	US TREASURY STRIP	08/22/2012	88,707.00	.000	08/15/2020	100,000.00	1.507	414
912833LA6	215294	2000	US TREASURY STRIP	08/16/2013	43,021.00	.000	08/15/2020	50,000.00	2.160	414
912833LA6	215617	2000	US TREASURY STRIP	09/26/2013	43,264.00	.000	08/15/2020	50,000.00	2.113	414
912833LA6	215881	2000	US TREASURY STRIP	11/01/2013	87,983.00	.000	08/15/2020	100,000.00	1.895	414
912833LA6	218836	2000	US TREASURY STRIP	08/28/2014	355,648.00	.000	08/15/2020	400,000.00	1.980	414
912833LA6	219028	2000	US TREASURY STRIP	09/18/2014	88,300.00	.000	08/15/2020	100,000.00	2.117	414
912833LA6	219286	2000	US TREASURY STRIP	10/17/2014	36,105.60	.000	08/15/2020	40,000.00	1.765	414
912833LA6	224320	2000	USTREASURYSTRIP	10/08/2015	93,566.00	.000	08/15/2020	100,000.00	1.375	414
912833LA6	224481	2000	USTREASURYSTRIP	10/22/2015	93,391.00	.000	08/15/2020	100,000.00	1.425	414
912833LA6	224551	2000	USTREASURYSTRIP	10/29/2015	37,294.80	.000	08/15/2020	40,000.00	1.465	414
912833LA6	228088	2000	US TREASURY STRI ZERO-% 8	09/23/2016	47,937.00	.000	08/15/2020	50,000.00	1.085	414
912833LA6	228284	2000	US TREASURY STRI ZERO-% 8	10/14/2016	238,875.00	.000	08/15/2020	250,000.00	1.190	414
912833LA6	234127	2000	S 0 08-15-20	10/26/2017	38,177.20	.000	08/15/2020	40,000.00	1.670	414
912833LA6	234151	2000	S 0 08-15-20	10/26/2017	47,735.00	.000	08/15/2020	50,000.00	1.660	414
912833LA6	234186	2000	S 0 08-15-20	10/27/2017	23,868.50	.000	08/15/2020	25,000.00	1.660	414
912833LA6	237889	2000	S 0 08-15-20	08/23/2018	113,998.80	.000	08/15/2020	120,000.00	2.610	414
912833LA6	237916	2000	S 0 08-15-20	08/23/2018	37,999.60	.000	08/15/2020	40,000.00	2.610	414
912833LA6	237929	2000	S 0 08-15-20	08/23/2018	237,467.50	.000	08/15/2020	250,000.00	2.617	414
912833LA6	238206	2000	S 0 08-15-20	09/13/2018	37,984.00	.000	08/15/2020	40,000.00	2.710	414
912833LA6	238693	2000	S 0 08-15-20	10/25/2018	379,680.00	.000	08/15/2020	400,000.00	2.906	414
3136G2Y27	225385	1010	FNMA DEBENTURE	02/24/2016	10,000,000.00	1.450	08/24/2020	10,000,000.00	1.450	423
3135GON66	227961	1010	FNMA DEBENTURE 1.400 8-24	09/07/2016	12,496,250.00	1.400	08/24/2020	12,500,000.00	1.408	423
EC1900173	238047	3030	KYLA SHOPE	08/27/2018	136,200.00	1.750	08/27/2020	136,200.00	1.750	426
RE1900019	238060	3040	PATENTED ACQUISITION COR	08/28/2018	436,584.00	1.750	08/28/2020	436,584.00	1.750	427
LD1900066	238082	3050	TOOL TECH LLC	08/29/2018	269,591.67	1.750	08/28/2020	269,591.67	1.750	427



Run Date: 7/2/2019 7:43:02 AM

Investments Outstanding As Of Date: 6/28/2019

## INVENTORY BY MATURITY REPORT

CUSIP	Investment #	Fund	Issuer	Purchase Date	Current Book	Current Rate	Maturity Date	Current Par	YTM	Days to Maturity
EC1900249	238100	3030	GEOFFREY & GINA FOOTE	08/30/2018	279,729.87	1.750	08/28/2020	279,729.87	1.750	427
EC1900231	238101	3030	BRIAN AND PAMELA SHIVAK	08/30/2018	207,200.00	1.750	08/28/2020	207,200.00	1.750	427
EC1900223	238102	3030	PATRICK AND DIANA HERAK	08/30/2018	349,300.00	1.750	08/28/2020	349,300.00	1.750	427
EC1900207	238103	3030	JEFFREY AND ELIZABETH HOR	08/30/2018	250,000.00	1.750	08/28/2020	250,000.00	1.750	427
EC1900215	238104	3030	DONA AND SHARON LAYMAN	08/30/2018	274,610.00	1.750	08/28/2020	274,610.00	1.750	427
EC1900199	238105	3030	JOHN ROTTENBORN	08/30/2018	75,000.00	1.750	08/28/2020	75,000.00	1.750	427
EC1900181	238106	3030	DUSTIN BOLEY	08/30/2018	85,410.00	1.750	08/28/2020	85,410.00	1.750	427
912828VV9	224593	1020	US TREASURY NOTE	10/29/2015	10,342,968.75	2.125	08/31/2020	10,000,000.00	1.389	430
912828VV9	224679	1020	US TREASURY NOTE	11/06/2015	10,217,187.50	2.125	08/31/2020	10,000,000.00	1.654	430
912828L32	228468	1020	US TREASURY NOTE 1.375 8-3	10/31/2016	15,080,859.38	1.375	08/31/2020	15,000,000.00	1.230	430
912828VV9	237422	1020	T 2 1-8 08-31-20	07/11/2018	24,757,812.50	2.125	08/31/2020	25,000,000.00	2.593	430
EC1900256	238113	3030	JEROME LEWIS	08/31/2018	111,625.00	1.750	08/31/2020	111,625.00	1.750	430
EC1900264	238114	3030	KEVIN FITZGERALD	08/31/2018	150,000.00	1.750	08/31/2020	150,000.00	1.750	430
EC1900272	238115	3030	KEVIN AND SHARON ONEIL	08/31/2018	350,000.00	1.750	08/31/2020	350,000.00	1.750	430
EC1900280	238116	3030	MARK COBB	08/31/2018	100,000.00	1.750	08/31/2020	100,000.00	1.750	430
EC1900298	238117	3030	JOHN M MITCHELL	08/31/2018	297,500.00	1.750	08/31/2020	297,500.00	1.750	430
3133EHWQ2	233539	1010	FFCB 1.68 09-01-20	09/01/2017	5,100,000.00	1.680	09/01/2020	5,100,000.00	1.680	431
LD1900074	238131	3050	UNIVERSAL FARMS	09/04/2018	200,000.00	1.750	09/04/2020	200,000.00	1.750	434
RE1900027	238190	3040	WHITE DOVE MATTRESS LLC	09/07/2018	490,000.00	1.750	09/04/2020	490,000.00	1.750	434
3133EGTM7	227994	1010	FFCB DEBENTURE 1.375 9-08-	09/12/2016	12,495,625.00	1.375	09/08/2020	12,500,000.00	1.384	438
3133XD4P3	227128	1010	FHLB DEBENTURE 4.625 9-11-	06/24/2016	5,719,103.25	4.625	09/11/2020	5,025,000.00	1.249	441
EC1900306	238243	3030	BARRY SNOW	09/11/2018	286,016.50	1.750	09/11/2020	286,016.50	1.750	441
EC1900314	238244	3030	MARK MARIANI	09/11/2018	152,500.00	1.750	09/11/2020	152,500.00	1.750	441
3134A4BS2	178674	2000	FHLMC STRIP	10/31/2006	555,718.32	.000	09/15/2020	1,146,000.00	5.286	445
3134A4BS2	178684	2000	FHLMC STRIP	10/31/2006	2,164,041.21	.000	09/15/2020	4,423,000.00	5.220	445
LD1900082	238326	3050	VANOVER TRUCKING LLC	09/19/2018	35,500.00	1.750	09/18/2020	35,500.00	1.750	448
LD1900090	238343	3050	A&E DAYCARE LLC	09/21/2018	400,000.00	1.750	09/21/2020	400,000.00	1.750	451
02665WAZ4	224192	1030	AMERICAN HONDA FINANCE C	09/25/2015	5,013,400.00	2.450	09/24/2020	5,000,000.00	2.393	454
02665WAZ4	231480	1030	HNDA 2.45 09-24-20 MTN	05/25/2017	5,073,850.00	2.450	09/24/2020	5,000,000.00	1.989	454
LD1900108	238381	3050	JUSTOP CARRY-OUT LLC	09/26/2018	400,000.00	1.750	09/25/2020	400,000.00	1.750	455
LD1900116	238382	3050	MENKE BROS. CONSTRUCTIO	09/26/2018	61,142.74	1.750	09/25/2020	61,142.74	1.750	455
LD1900124	238395	3050	FOUR PIZZA BOYS MANAGEME	09/26/2018	400,000.00	1.750	09/25/2020	400,000.00	1.750	455
RE1900035	238396	3040	RED ROCK FARM LLC	09/26/2018	77,622.60	1.750	09/25/2020	77,622.60	1.750	455



Run Date: 7/2/2019 7:43:02 AM

Investments Outstanding As Of Date: 6/28/2019

INVENTORY BY MATURITY REPORT

CUSIP	Investment #	Fund	Issuer	Purchase Date	Current Book	Current Rate	Maturity Date	Current Par	YTM	Days to Maturity
LD1900132	238410	3050	EDDIES LAWN AND LANDSCAP	09/27/2018	20,727.50	1.750	09/25/2020	20,727.50	1.750	455
LD1900140	238411	3050	STEVENS FAMILY BAKERYORC	09/27/2018	13,900.00	1.750	09/25/2020	13,900.00	1.750	455
EC1900447	238423	3030	KYLE NORDRUM	09/28/2018	350,000.00	1.750	09/28/2020	350,000.00	1.750	458
EC1900439	238424	3030	JAMES WAGNER	09/28/2018	203,420.00	1.750	09/28/2020	203,420.00	1.750	458
EC1900421	238425	3030	DANIEL PHILIPPS	09/28/2018	106,625.00	1.750	09/28/2020	106,625.00	1.750	458
EC1900413	238426	3030	KERRY MCKEEVER	09/28/2018	117,600.00	1.750	09/28/2020	117,600.00	1.750	458
EC1900405	238427	3030	NICOLE AND JAMES SHROYER	09/28/2018	344,750.00	1.750	09/28/2020	344,750.00	1.750	458
EC1900397	238428	3030	JOEL MCCREERY	09/28/2018	245,392.30	1.750	09/28/2020	245,392.30	1.750	458
EC1900371	238429	3030	WINFRED AND BARBARA RESS	09/28/2018	103,145.00	1.750	09/28/2020	103,145.00	1.750	458
EC1900389	238430	3030	GARY AND MARY SIWIERKA	09/28/2018	86,095.00	1.750	09/28/2020	86,095.00	1.750	458
EC1900363	238431	3030	AARON QUEEN	09/28/2018	35,000.00	1.750	09/28/2020	35,000.00	1.750	458
EC1900355	238432	3030	GLORIA &PATRICK CHESTNUT	09/28/2018	280,000.00	1.750	09/28/2020	280,000.00	1.750	458
EC1900348	238433	3030	NATHAN PARSONS	09/28/2018	49,639.75	1.750	09/28/2020	49,639.75	1.750	458
EC1900322	238434	3030	AMBER BOWMAN	09/28/2018	78,750.00	1.750	09/28/2020	78,750.00	1.750	458
EC1900330	238435	3030	CHRISTOPHER MARTINEZ	09/28/2018	55,000.00	1.750	09/28/2020	55,000.00	1.750	458
3136G4AU7	228020	1010	FNMA DEBENTURE 1.430 9-29	09/29/2016	15,000,000.00	1.430	09/29/2020	15,000,000.00	1.430	459
912828L65	224642	1020	US TREASURY NOTE	11/04/2015	14,862,890.62	1.375	09/30/2020	15,000,000.00	1.569	460
912828L65	224696	1020	US TREASURY NOTE	11/09/2015	9,828,125.00	1.375	09/30/2020	10,000,000.00	1.743	460
3130A7JB2	225680	1010	FHLB DEBENTURE	03/30/2016	8,666,325.00	1.450	09/30/2020	8,675,000.00	1.473	460
3134G9E78	227171	1010	FHLMC MEDIUM TER 1.280 9-	06/30/2016	10,000,000.00	1.280	09/30/2020	10,000,000.00	1.280	460
912828L65	229601	1020	T 1 3-8 09-30-20	02/17/2017	9,878,906.25	1.375	09/30/2020	10,000,000.00	1.722	460
594918AH7	224263	1030	MICROSOFT CORP	10/01/2015	7,899,075.00	3.000	10/01/2020	7,500,000.00	1.880	461
LD1900157	238465	3050	M & M HEATING AND COOLIN	10/02/2018	400,000.00	2.000	10/02/2020	400,000.00	2.000	462
LD1900165	238466	3050	VM SYSTEMS INC	10/02/2018	400,000.00	2.000	10/02/2020	400,000.00	2.000	462
3133EGXX8	228237	1010	FFCB DEBENTURE 1.340 10-13	10/13/2016	9,984,000.00	1.340	10/13/2020	10,000,000.00	1.381	473
713448DC9	224435	1030	PEPSICO INC	10/19/2015	5,037,200.00	2.150	10/14/2020	5,000,000.00	1.992	474
713448DC9	224695	1030	PEPSICO INC	11/12/2015	9,955,900.00	2.150	10/14/2020	10,000,000.00	2.245	474
76116FAE7	74345	2000	REF CORP STRIP	09/28/1998	663,205.00	.000	10/15/2020	2,300,000.00	5.721	475
3133EGMM4	227351	1010	FFCB DEBENTURE 1.375 10-19	07/19/2016	10,000,000.00	1.375	10/19/2020	10,000,000.00	1.375	479
3133EGZD0	228345	1010	FFCB DEBENTURE 1.330 10-20	10/20/2016	10,000,000.00	1.330	10/20/2020	10,000,000.00	1.330	480
LD1900173	238669	3050	PRINTEX INCORPORATED	10/22/2018	229,355.76	2.000	10/22/2020	229,355.76	2.000	482
LD1900181	238670	3050	MAHONING VALLEY TOOL & M	10/22/2018	171,790.17	2.000	10/22/2020	171,790.17	2.000	482
931142CZ4	228626	1030	WAL-MART STORES 3.250 10-	11/17/2016	7,900,500.00	3.250	10/25/2020	7,500,000.00	1.838	485



Run Date: 7/2/2019 7:43:02 AM

Investments Outstanding As Of Date: 6/28/2019

INVENTORY BY MATURITY REPORT

CUSIP	Investment #	Fund	Issuer	Purchase Date	Current Book	Current Rate	Maturity Date	Current Par	YTM	Days to Maturity
3130A7RQ0	226036	1010	FHLB DEBENTURE 1.550 10-26	04/26/2016	5,211,349.50	1.550	10/26/2020	5,215,000.00	1.566	486
LD1900199	238753	3050	VOSS BROTHERS SALES& REN	10/26/2018	400,000.00	2.000	10/26/2020	400,000.00	2.000	486
191216BT6	224919	1030	COCA COLA COMPANY	12/14/2015	5,790,295.02	1.875	10/27/2020	5,809,000.00	1.944	487
3130A9UH2	228505	1010	FHLB 1 10-27-20	11/02/2016	5,750,000.00	1.500	10/27/2020	5,750,000.00	1.500	487
191216BT6	233868	1030	KO 1 7-8 10-27-20	10/04/2017	4,053,523.50	1.875	10/27/2020	4,050,000.00	1.846	487
3136G3KV6	226536	1010	FNMA DEBENTURE 1.600 10-2	04/28/2016	8,570,712.50	1.600	10/28/2020	8,575,000.00	1.612	488
LD1900207	238765	3050	HJR NEWLON LLC NEW LEX D	10/29/2018	204,401.96	2.000	10/29/2020	204,401.96	2.000	489
LD1900215	238787	3050	RUSK OP FINDLAY LLC	10/31/2018	400,000.00	2.000	10/30/2020	400,000.00	2.000	490
912828L99	225587	1020	US TREASURY NOTE	02/29/2016	15,089,062.50	1.375	10/31/2020	15,000,000.00	1.244	491
912828L99	229602	1020	T 1 3-8 10-31-20	02/17/2017	9,870,703.13	1.375	10/31/2020	10,000,000.00	1.737	491
19416QDR8	230220	1030	CL 2.95 11-01-20	04/06/2017	3,341,067.75	2.950	11/01/2020	3,225,000.00	1.902	492
3133EGC29	228534	1010	FFCB DEBENTURE 1.350 11-02	11/04/2016	9,996,500.00	1.350	11/02/2020	10,000,000.00	1.359	493
EC1900454	238820	3030	ALAN ANDERSON	11/05/2018	250,000.00	2.000	11/05/2020	250,000.00	2.000	496
EC1900462	238821	3030	DENNIS TWARY	11/05/2018	151,100.00	2.000	11/05/2020	151,100.00	2.000	496
EC1900470	238822	3030	MARGARET AND TIMOTHY KI	11/05/2018	33,818.45	2.000	11/05/2020	33,818.45	2.000	496
EC1900488	238823	3030	PRATAP GAJJALA	11/05/2018	326,654.44	2.000	11/05/2020	326,654.44	2.000	496
EC1900496	238824	3030	ERIC WILLIS	11/05/2018	186,116.00	2.000	11/05/2020	186,116.00	2.000	496
EC1900504	238825	3030	THOMAS MACHAMER	11/05/2018	182,000.00	2.000	11/05/2020	182,000.00	2.000	496
EC1900512	238826	3030	DONALD AND SANDRA WEINK	11/05/2018	100,000.00	2.000	11/05/2020	100,000.00	2.000	496
EC1900520	238827	3030	MICHAEL GILBERT	11/05/2018	50,320.00	2.000	11/05/2020	50,320.00	2.000	496
EC1900538	238828	3030	GREGORY AND MARGARET FE	11/05/2018	210,000.00	2.000	11/05/2020	210,000.00	2.000	496
EC1900546	238829	3030	DAVID AND MEIMEI TOORCHE	11/05/2018	60,100.00	2.000	11/05/2020	60,100.00	2.000	496
LD1900223	238863	3050	EDDIES LAWN AND LANDSCAP	11/07/2018	41,413.00	2.000	11/06/2020	41,413.00	2.000	497
LD1900231	238872	3050	TEAMONE BEC LLC	11/08/2018	200,000.00	2.000	11/06/2020	200,000.00	2.000	497
LD1900256	238891	3050	4-K TIRE INC.	11/09/2018	330,000.00	2.000	11/09/2020	330,000.00	2.000	500
LD1900249	238892	3050	KIDS COUNT DAYCARE INC	11/09/2018	15,814.77	2.000	11/09/2020	15,814.77	2.000	500
3133EGQS7	227794	1010	FFCB DEBENTURE 1.400 11-10	08/18/2016	4,695,000.00	1.400	11/10/2020	4,695,000.00	1.400	501
LD1900264	238902	3050	DYCO MANUFACTURING INC	11/13/2018	400,000.00	2.000	11/13/2020	400,000.00	2.000	504
LD1900272	238903	3050	OHIO VALLEY ANIMAL CLINIC	11/13/2018	74,500.00	2.000	11/13/2020	74,500.00	2.000	504
LD1900280	238940	3050	THE DOVER TANK AND PLATE	11/15/2018	397,159.74	2.000	11/13/2020	397,159.74	2.000	504
31358C7U4	178740	2000	FNMA STRIP	11/06/2006	3,285,074.73	.000	11/15/2020	6,783,000.00	5.237	506
912833LB4	179294	2000	US TREASURY STRIP	12/18/2006	129,142.50	.000	11/15/2020	250,000.00	4.806	506
912833LB4	183730	2000	US TREASURY STRIP	12/05/2007	28,195.00	.000	11/15/2020	50,000.00	4.475	506



Run Date: 7/2/2019 7:43:02 AM

Investments Outstanding As Of Date: 6/28/2019

INVENTORY BY MATURITY REPORT

CUSIP	Investment #	Fund	Issuer	Purchase Date	Current Book	Current Rate	Maturity Date	Current Par	YTM	Days to Maturity
912833LB4	183937	2000	US TREASURY STRIP	12/19/2007	54,147.00	.000	11/15/2020	100,000.00	4.810	506
912833LB4	184227	2000	US TREASURY STRIP	01/10/2008	85,065.00	.000	11/15/2020	150,000.00	4.465	506
912833LB4	189214	2000	US TREASURY STRIP	11/21/2008	57,578.00	.000	11/15/2020	100,000.00	4.660	506
912833LB4	189260	2000	US TREASURY STRIP	11/21/2008	3,050.00	.000	11/15/2020	5,000.00	4.168	506
912833LB4	189959	2000	US TREASURY STRIP	01/12/2009	163,860.00	.000	11/15/2020	250,000.00	3.600	506
912833LB4	190247	2000	US TREASURY STRIP	02/04/2009	62,834.00	.000	11/15/2020	100,000.00	3.985	506
912833LB4	194193	2000	US TREASURY STRIP	11/24/2009	65,206.00	.000	11/15/2020	100,000.00	3.934	506
912833LB4	194726	2000	US TREASURY STRIP	01/28/2010	32,388.00	.000	11/15/2020	50,000.00	4.063	506
912833LB4	201930	2000	US TREASURY STRIP	11/17/2010	37,497.00	.000	11/15/2020	50,000.00	2.900	506
912833LB4	202147	2000	US TREASURY STRIP	11/24/2010	36,668.50	.000	11/15/2020	50,000.00	3.133	506
912833LB4	203387	2000	US TREASURY STRIP	01/31/2011	70,436.00	.000	11/15/2020	100,000.00	3.613	506
912833LB4	212189	2000	US TREASURY STRIP	11/30/2012	135,129.00	.000	11/15/2020	150,000.00	1.316	506
912833LB4	212319	2000	US TREASURY STRIP	12/13/2012	316,526.00	.000	11/15/2020	350,000.00	1.273	506
912833LB4	212648	2000	US TREASURY STRIP	01/17/2013	44,592.00	.000	11/15/2020	50,000.00	1.468	506
912833LB4	216068	2000	US TREASURY STRIP	11/21/2013	43,347.50	.000	11/15/2020	50,000.00	2.055	506
912833LB4	216413	2000	US TREASURY STRIP	01/09/2014	84,991.00	.000	11/15/2020	100,000.00	2.389	506
912833LB4	219690	2000	US TREASURY STRIP	11/20/2014	222,632.50	.000	11/15/2020	250,000.00	1.946	506
912833LB4	220243	2000	US TREASURY STRIP	01/09/2015	45,392.50	.000	11/15/2020	50,000.00	1.660	506
912833LB4	220345	2000	US TREASURY STRIP	01/20/2015	91,323.00	.000	11/15/2020	100,000.00	1.566	506
912833LB4	220431	2000	US TREASURY STRIP	01/26/2015	91,907.00	.000	11/15/2020	100,000.00	1.460	506
912833LB4	220452	2000	US TREASURY STRIP	01/26/2015	45,875.50	.000	11/15/2020	50,000.00	1.490	506
912833LB4	220471	2000	US TREASURY STRIP	01/26/2015	36,724.80	.000	11/15/2020	40,000.00	1.478	506
912833LB4	220500	2000	US TREASURY STRIP	01/27/2015	229,117.50	.000	11/15/2020	250,000.00	1.510	506
912833LB4	220604	2000	US TREASURY STRIP	01/29/2015	228,420.00	.000	11/15/2020	250,000.00	1.564	506
912833LB4	225019	2000	USTREASURYSTRIP	12/24/2015	229,770.00	.000	11/15/2020	250,000.00	1.732	506
912833LB4	225340	2000	USTREASURYSTRIP	02/04/2016	93,537.00	.000	11/15/2020	100,000.00	1.403	506
912820WZ6	228569	2000	US TREASURY STRI ZERO-% 1	11/14/2016	17,137.80	.000	11/15/2020	18,000.00	1.230	506
912833LB4	229102	2000	S 0 11-15-20	01/12/2017	18,716.40	.000	11/15/2020	20,000.00	1.735	506
912833LB4	229104	2000	S 0 11-15-20	01/12/2017	18,716.40	.000	11/15/2020	20,000.00	1.735	506
912833LB4	229269	2000	S 0 11-15-20	01/26/2017	234,242.50	.000	11/15/2020	250,000.00	1.720	506
912833LB4	229395	2000	S 0 11-15-20	02/02/2017	37,477.20	.000	11/15/2020	40,000.00	1.730	506
912833LB4	234355	2000	S 0 11-15-20	11/16/2017	94,799.00	.000	11/15/2020	100,000.00	1.790	506
912833LB4	234928	2000	S 0 11-15-20	01/25/2018	37,620.00	.000	11/15/2020	40,000.00	2.200	506



Run Date: 7/2/2019 7:43:02 AM

Investments Outstanding As Of Date: 6/28/2019

## INVENTORY BY MATURITY REPORT

CUSIP	Investment #	Fund	Issuer	Purchase Date	Current Book	Current Rate	Maturity Date	Current Par	YTM	Days to Maturity
912833LB4	235053	2000	S 0 11-15-20	02/02/2018	37,596.80	.000	11/15/2020	40,000.00	2.240	506
166764AY6	230085	1030	CVX 2.419 11-17-20	03/29/2017	5,462,385.72	2.419	11/17/2020	5,412,000.00	2.151	508
LD1900298	238969	3050	BROCK & ASSOCIATES BUILDE	11/19/2018	222,687.00	2.000	11/19/2020	222,687.00	2.000	510
3136G3Y82	227770	1010	FNMA DEBENTURE 1.200 11-2	08/24/2016	9,972,500.00	1.200	11/24/2020	10,000,000.00	1.267	515
LD1900306	239030	3050	JIMS OPEN KITCHEN LLC	11/28/2018	264,000.00	2.000	11/27/2020	264,000.00	2.000	518
912828A42	225691	1020	US TREASURY NOTE	03/11/2016	15,397,851.56	2.000	11/30/2020	15,000,000.00	1.417	521
912828M98	227462	1020	US TREASURY NOTE 1.625 11-	07/25/2016	20,478,125.00	1.625	11/30/2020	20,000,000.00	1.061	521
LD1900314	239054	3050	PORTAGE HEALTH NETWORK	11/30/2018	440,000.00	2.000	11/30/2020	440,000.00	2.000	521
RE1900043	239091	3040	F&K CONCEPTS INC.	12/06/2018	28,302.00	2.000	12/04/2020	28,302.00	2.000	525
3130A3U05	228261	1010	FHLB DEBENTURE 1.875 12-11	10/11/2016	11,214,114.00	1.875	12/11/2020	10,950,000.00	1.279	532
LD1900322	239126	3050	HJR NEWLON LTD	12/12/2018	89,343.97	2.000	12/11/2020	89,343.97	2.000	532
EC1900579	239133	3030	KEVIN CASTEEL	12/13/2018	75,000.00	2.000	12/11/2020	75,000.00	2.000	532
EC1900595	239134	3030	ANDREW ROTHMEELER	12/13/2018	206,167.50	2.000	12/11/2020	206,167.50	2.000	532
EC1900611	239135	3030	NICHOLAS KERR	12/13/2018	107,998.00	2.000	12/11/2020	107,998.00	2.000	532
EC1900629	239136	3030	DENNIS AND KRISTA HOODLE	12/13/2018	210,000.00	2.000	12/11/2020	210,000.00	2.000	532
EC1900637	239137	3030	JESSICA AND CHRISTOPHER S	12/13/2018	100,000.00	2.000	12/11/2020	100,000.00	2.000	532
EC1900553	239138	3030	LAURA VAN ANTWERP	12/13/2018	350,000.00	2.000	12/11/2020	350,000.00	2.000	532
EC1900561	239139	3030	TODD BATTSON	12/13/2018	149,910.00	2.000	12/11/2020	149,910.00	2.000	532
EC1900587	239140	3030	MICHAEL HALLABRIN	12/13/2018	181,678.00	2.000	12/11/2020	181,678.00	2.000	532
EC1900603	239141	3030	KAREN MURRAY	12/13/2018	143,500.00	2.000	12/11/2020	143,500.00	2.000	532
EC1900645	239142	3030	IRENE AND IHOR CHOMA AND	12/13/2018	75,700.00	2.000	12/11/2020	75,700.00	2.000	532
EC1900652	239143	3030	SETH AND CLARISSA JOHNSO	12/13/2018	174,831.40	2.000	12/11/2020	174,831.40	2.000	532
EC1900660	239144	3030	BARBARA BROCK	12/13/2018	53,035.00	2.000	12/11/2020	53,035.00	2.000	532
EC1900678	239145	3030	MATTHEW JOHNSON	12/13/2018	176,890.00	2.000	12/11/2020	176,890.00	2.000	532
EC1900686	239146	3030	MOLLY ROBERTSHAW	12/13/2018	75,000.00	2.000	12/11/2020	75,000.00	2.000	532
9128283L2	238118	1020	T 1 7-8 12-15-20	09/04/2018	24,572,265.63	1.875	12/15/2020	25,000,000.00	2.653	536
EC1900694	239171	3030	RYAN BERTHOLD	12/17/2018	56,000.00	2.000	12/17/2020	56,000.00	2.000	538
EC1900702	239172	3030	KIMBERLY AND PATRICK MCC	12/17/2018	75,000.00	2.000	12/17/2020	75,000.00	2.000	538
EC1900710	239173	3030	FRANK MYERS	12/17/2018	100,000.00	2.000	12/17/2020	100,000.00	2.000	538
EC1900728	239174	3030	BRANT CULLER	12/17/2018	73,625.00	2.000	12/17/2020	73,625.00	2.000	538
EC1900736	239175	3030	LYNN BREEN	12/17/2018	140,911.85	2.000	12/17/2020	140,911.85	2.000	538
EC1900744	239176	3030	ANNA BOWERS	12/17/2018	71,870.00	2.000	12/17/2020	71,870.00	2.000	538
EC1900751	239177	3030	GREG DENBY	12/17/2018	87,650.00	2.000	12/17/2020	87,650.00	2.000	538



Run Date: 7/2/2019 7:43:02 AM

Investments Outstanding As Of Date: 6/28/2019

INVENTORY BY MATURITY REPORT

CUSIP	Investment #	Fund	Issuer	Purchase Date	Current Book	Current Rate	Maturity Date	Current Par	YTM	Days to Maturity
EC1900769	239178	3030	TIMOTHY MEADE	12/17/2018	259,356.30	2.000	12/17/2020	259,356.30	2.000	538
EC1900777	239179	3030	THAD AND COLLEEN BREJ	12/17/2018	210,000.00	2.000	12/17/2020	210,000.00	2.000	538
EC1900785	239180	3030	MICHAEL BEAM	12/17/2018	207,095.00	2.000	12/17/2020	207,095.00	2.000	538
EC1900793	239181	3030	JOHN MARIUS	12/17/2018	350,000.00	2.000	12/17/2020	350,000.00	2.000	538
EC1900801	239182	3030	DAVID BLACKWOOD	12/17/2018	43,500.00	2.000	12/17/2020	43,500.00	2.000	538
EC1900819	239218	3030	MORGAN CHENG	12/19/2018	116,000.00	2.000	12/18/2020	116,000.00	2.000	539
EC1900827	239219	3030	MORGAN CHENG	12/19/2018	63,500.00	2.000	12/18/2020	63,500.00	2.000	539
EC1900835	239220	3030	RYAN BEERS	12/19/2018	144,500.00	2.000	12/18/2020	144,500.00	2.000	539
EC1900843	239221	3030	MICHAEL DAVIS	12/19/2018	125,000.00	2.000	12/18/2020	125,000.00	2.000	539
EC1900850	239222	3030	CRISTINA SHERER	12/19/2018	103,750.00	2.000	12/18/2020	103,750.00	2.000	539
EC1900868	239223	3030	TERRY BUCKENDAHL	12/19/2018	134,765.30	2.000	12/18/2020	134,765.30	2.000	539
EC1900876	239224	3030	CARON AND CLAYTON KUGLE	12/19/2018	289,170.00	2.000	12/18/2020	289,170.00	2.000	539
EC1900884	239225	3030	PATRICIA SHIPLEY	12/19/2018	312,963.00	2.000	12/18/2020	312,963.00	2.000	539
EC1900892	239226	3030	FRANK AND BARBARA KLAN	12/19/2018	339,500.00	2.000	12/18/2020	339,500.00	2.000	539
EC1900900	239227	3030	LEE BROWN	12/19/2018	350,000.00	2.000	12/18/2020	350,000.00	2.000	539
EC1900918	239228	3030	JAY DOTSON	12/19/2018	125,000.00	2.000	12/18/2020	125,000.00	2.000	539
EC1900926	239229	3030	CHARLES WORKMAN	12/19/2018	50,000.00	2.000	12/18/2020	50,000.00	2.000	539
EC1900934	239230	3030	ERIC ANDOLINA	12/19/2018	350,000.00	2.000	12/18/2020	350,000.00	2.000	539
EC1900942	239231	3030	JOSEPH KICKEL AND PATRICI	12/19/2018	126,125.00	2.000	12/18/2020	126,125.00	2.000	539
LD1900330	239257	3050	ADVANCED HEATING AND CO	12/20/2018	287,500.00	2.000	12/18/2020	287,500.00	2.000	539
3134G9E52	227173	1010	FHLMC MEDIUM TER 1.330 12	06/30/2016	15,000,000.00	1.330	12/30/2020	15,000,000.00	1.330	551
912828N48	225774	1020	US TREASURY NOTE	03/16/2016	15,171,900.00	1.750	12/31/2020	15,000,000.00	1.501	552
912828N48	226848	1020	US TREASURY NOTE 1.750 12-	05/19/2016	15,273,600.00	1.750	12/31/2020	15,000,000.00	1.341	552
912828N48	231781	1020	T 1 3-4 12-31-20	06/21/2017	10,039,843.75	1.750	12/31/2020	10,000,000.00	1.633	552
LD1900348	239342	3050	HATCHERS GREENHOUSE INC	01/02/2019	320,000.00	2.250	01/01/2021	320,000.00	2.250	553
EC1900959	239373	3030	SHANE PASTERCHEK	01/04/2019	220,500.00	2.250	01/04/2021	220,500.00	2.250	556
EC1900967	239374	3030	RITA RICE	01/04/2019	31,500.00	2.250	01/04/2021	31,500.00	2.250	556
EC1900975	239375	3030	MICHAEL DURSCH	01/04/2019	64,500.00	2.250	01/04/2021	64,500.00	2.250	556
EC1900983	239376	3030	CAROL CARTER	01/04/2019	79,002.00	2.250	01/04/2021	79,002.00	2.250	556
EC1900991	239377	3030	JEFFREY BILLHIMER	01/04/2019	182,000.00	2.250	01/04/2021	182,000.00	2.250	556
EC1901007	239378	3030	JOSEPH PALLOTTO	01/04/2019	74,940.00	2.250	01/04/2021	74,940.00	2.250	556
EC1901015	239379	3030	JOHN ASMAR	01/04/2019	75,750.00	2.250	01/04/2021	75,750.00	2.250	556
LD1900355	239387	3050	EDDIES LAWN AND LANDSCAP	01/07/2019	39,250.00	2.250	01/07/2021	39,250.00	2.250	559





Run Date: 7/2/2019 7:43:02 AM

Investments Outstanding As Of Date: 6/28/2019

INVENTORY BY MATURITY REPORT

CUSIP	Investment #	Fund	Issuer	Purchase Date	Current Book	Current Rate	Maturity Date	Current Par	YTM	Days to Maturity
2442ETF6	225253	1030	JOHN DEERE CAPITAL CORP	01/26/2016	5,070,800.00	2.550	01/08/2021	5,000,000.00	2.246	560
LD1900363	239449	3050	DEBANDALE PRINTING INC.	01/11/2019	18,636.18	2.250	01/11/2021	18,636.18	2.250	563
76116FAG2	179053	2000	REF CORP STRIP	11/28/2006	245,380.20	.000	01/15/2021	489,000.00	4.940	567
76116EFX3	179700	2000	REF CORP STRIP	01/31/2007	72,754.50	.000	01/15/2021	150,000.00	5.252	567
LD1900371	239478	3050	INDOOR ENVIRONMENTAL SP	01/15/2019	49,719.31	2.250	01/15/2021	49,719.31	2.250	567
LD1900389	239479	3050	INDOOR ENVIRONMENTAL SP	01/15/2019	32,162.48	2.250	01/15/2021	32,162.48	2.250	567
LD1900397	239480	3050	BROOKYS INC	01/15/2019	87,536.62	2.250	01/15/2021	87,536.62	2.250	567
LD1900405	239513	3050	E HALL FUNERAL HOME INC	01/17/2019	109,725.00	2.250	01/15/2021	109,725.00	2.250	567
LD1900413	239531	3050	VALCO INDUSTRIES INC.	01/18/2019	321,437.35	2.250	01/18/2021	321,437.35	2.250	570
3133EF3R6	226506	1010	FFCB DEBENTURE 1.600 1-19-	04/22/2016	9,977,400.00	1.600	01/19/2021	10,000,000.00	1.650	571
EC1901023	239552	3030	JEFFREY IWANSKI	01/22/2019	279,022.52	2.250	01/22/2021	279,022.52	2.250	574
LD1900421	239553	3050	CLOVERLEAF MECHANICAL LL	01/22/2019	30,105.91	2.250	01/22/2021	30,105.91	2.250	574
LD1900439	239637	3050	ADVANCED BUILDING RESTOR	01/28/2019	31,370.63	2.250	01/28/2021	31,370.63	2.250	580
91159HHL7	228644	1030	US BANCORP 2.350 1-29-21	11/18/2016	10,105,100.00	2.350	01/29/2021	10,000,000.00	2.087	581
91159HHL7	228775	1030	USB 2.35 01-29-21 MTN	12/05/2016	2,734,592.00	2.350	01/29/2021	2,725,000.00	2.260	581
912828N89	225452	1020	US TREASURY NOTE	02/12/2016	10,165,161.80	1.375	01/31/2021	10,000,000.00	1.033	583
912828N89	233006	1020	T 1 3-8 01-31-21	07/05/2017	9,880,468.75	1.375	01/31/2021	10,000,000.00	1.721	583
912828N89	239195	1020	T 1 3-8 01-31-21	12/19/2018	24,334,960.94	1.375	01/31/2021	25,000,000.00	2.676	583
46513YBC1	235140	1010	ISRAEL BOND	02/15/2018	15,000,000.00	3.150	02/01/2021	15,000,000.00	3.150	584
742718EN5	233801	1030	PG 1.85 02-02-21	09/28/2017	3,671,278.40	1.850	02/02/2021	3,680,000.00	1.923	585
LD1900447	239698	3050	THE RIDGE INN	02/04/2019	235,723.52	2.250	02/04/2021	235,723.52	2.250	587
3133EG6N0	229583	1010	FFCB 1.94 02-09-21	02/16/2017	9,975,000.00	1.940	02/09/2021	10,000,000.00	2.006	592
LD1900454	239783	3050	NAILS 90 SPA LLC	02/11/2019	186,752.96	2.250	02/11/2021	186,752.96	2.250	594
LD1900462	239822	3050	B E DAVIS TRUCKING	02/14/2019	270,000.00	2.250	02/12/2021	270,000.00	2.250	595
LD1900470	239823	3050	B E DAVIS TRUCKING LLC	02/14/2019	101,283.50	2.250	02/12/2021	101,283.50	2.250	595
912833LC2	180368	2000	US TREASURY STRIP	04/03/2007	25,342.00	.000	02/15/2021	50,000.00	4.960	598
912833LC2	180520	2000	US TREASURY STRIP	04/12/2007	50,081.00	.000	02/15/2021	100,000.00	5.058	598
912833LC2	180736	2000	US TREASURY STRIP	04/30/2007	50,938.00	.000	02/15/2021	100,000.00	4.950	598
912833LC2	184838	2000	US TREASURY STRIP	02/28/2008	5,510.45	.000	02/15/2021	10,000.00	4.650	598
912833LC2	185228	2000	US TREASURY STRIP	03/27/2008	5,780.00	.000	02/15/2021	10,000.00	4.299	598
912833LC2	185271	2000	US TREASURY STRIP	03/28/2008	28,610.50	.000	02/15/2021	50,000.00	4.380	598
912833LC2	185597	2000	US TREASURY STRIP	04/16/2008	29,111.00	.000	02/15/2021	50,000.00	4.260	598
912833LC2	185616	2000	US TREASURY STRIP	04/16/2008	5,820.00	.000	02/15/2021	10,000.00	4.263	598



Run Date: 7/2/2019 7:43:02 AM

Investments Outstanding As Of Date: 6/28/2019

INVENTORY BY MATURITY REPORT

CUSIP	Investment #	Fund	Issuer	Purchase Date	Current Book	Current Rate	Maturity Date	Current Par	YTM	Days to Maturity
912833LC2	185883	2000	US TREASURY STRIP	04/28/2008	13,968.00	.000	02/15/2021	25,000.00	4.600	598
912833LC2	190597	2000	US TREASURY STRIP	02/27/2009	31,722.00	.000	02/15/2021	50,000.00	3.839	598
912833LC2	190828	2000	US TREASURY STRIP	03/20/2009	31,565.00	.000	02/15/2021	50,000.00	3.900	598
912833LC2	190954	2000	US TREASURY STRIP	03/30/2009	64,312.00	.000	02/15/2021	100,000.00	3.750	598
912833LC2	191120	2000	US TREASURY STRIP	04/13/2009	3,300.00	.000	02/15/2021	5,000.00	3.540	598
912833LC2	191207	2000	US TREASURY STRIP	04/16/2009	31,873.50	.000	02/15/2021	50,000.00	3.841	598
912833LC2	191858	2000	US TREASURY STRIP	04/24/2009	32,170.00	.000	02/15/2021	50,000.00	3.768	598
912833LC2	194855	2000	US TREASURY STRIP	02/08/2010	63,118.00	.000	02/15/2021	100,000.00	4.220	598
912833LC2	195181	2000	US TREASURY STRIP	03/03/2010	31,812.50	.000	02/15/2021	50,000.00	4.170	598
912833LC2	195388	2000	US TREASURY STRIP	03/12/2010	63,368.00	.000	02/15/2021	100,000.00	4.217	598
912833LC2	195857	2000	US TREASURY STRIP	04/08/2010	31,662.00	.000	02/15/2021	50,000.00	4.253	598
912833LC2	196882	2000	US TREASURY STRIP	04/30/2010	32,074.50	.000	02/15/2021	50,000.00	4.155	598
912833LC2	203856	2000	US TREASURY STRIP	02/28/2011	34,580.50	.000	02/15/2021	50,000.00	3.735	598
912833LC2	204503	2000	US TREASURY STRIP	04/12/2011	68,998.00	.000	02/15/2021	100,000.00	3.805	598
912833LC2	205416	2000	US TREASURY STRIP	05/05/2011	70,839.00	.000	02/15/2021	100,000.00	3.556	598
912833LC2	208699	2000	US TREASURY STRIP	02/16/2012	42,196.00	.000	02/15/2021	50,000.00	1.895	598
912833LC2	208870	2000	US TREASURY STRIP	03/05/2012	84,535.00	.000	02/15/2021	100,000.00	1.886	598
912833LC2	209009	2000	US TREASURY STRIP	03/19/2012	41,036.00	.000	02/15/2021	50,000.00	2.230	598
912833LC2	209134	2000	US TREASURY STRIP	04/05/2012	41,463.00	.000	02/15/2021	50,000.00	2.124	598
912833LC2	209926	2000	US TREASURY STRIP	04/30/2012	42,358.00	.000	02/15/2021	50,000.00	1.895	598
912833LC2	213283	2000	US TREASURY STRIP	03/25/2013	44,158.00	.000	02/15/2021	50,000.00	1.580	598
912833LC2	213358	2000	US TREASURY STRIP	03/28/2013	88,417.00	.000	02/15/2021	100,000.00	1.567	598
912833LC2	213435	2000	US TREASURY STRIP	04/04/2013	44,537.00	.000	02/15/2021	50,000.00	1.476	598
912833LC2	213502	2000	US TREASURY STRIP	04/12/2013	89,674.00	.000	02/15/2021	100,000.00	1.394	598
912833LC2	214253	2000	US TREASURY STRIP	05/02/2013	90,189.00	.000	02/15/2021	100,000.00	1.330	598
912833LC2	216908	2000	US TREASURY STRIP	03/21/2014	214,645.00	.000	02/15/2021	250,000.00	2.220	598
912833LC2	220873	2000	US TREASURY STRIP	02/13/2015	36,047.60	.000	02/15/2021	40,000.00	1.740	598
912833LC2	222347	2000	US TREASURY STRIP	04/30/2015	36,513.20	.000	02/15/2021	40,000.00	1.580	598
880591EL2	225521	1010	TVA DEBENTURE	02/19/2016	16,757,550.00	3.875	02/15/2021	15,000,000.00	1.433	598
912833LC2	225727	2000	USTREASURYSTRI	03/17/2016	37,035.60	.000	02/15/2021	40,000.00	1.573	598
912833LC2	225755	2000	USTREASURYSTRI	03/17/2016	16,891.65	.000	02/15/2021	18,250.00	1.580	598
912833LC2	229649	2000	S 0 02-15-21	02/24/2017	48,386.52	.000	02/15/2021	52,000.00	1.820	598
912833LC2	230015	2000	S 0 02-15-21	03/24/2017	371,992.00	.000	02/15/2021	400,000.00	1.871	598



Run Date: 7/2/2019 7:43:02 AM

Investments Outstanding As Of Date: 6/28/2019

INVENTORY BY MATURITY REPORT

CUSIP	Investment #	Fund	Issuer	Purchase Date	Current Book	Current Rate	Maturity Date	Current Par	YTM	Days to Maturity
912833LC2	230129	2000	S 0 02-15-21	03/30/2017	233,080.00	.000	02/15/2021	250,000.00	1.814	598
912833LC2	230233	2000	S 0 02-15-21	04/06/2017	46,728.50	.000	02/15/2021	50,000.00	1.760	598
912833LC2	230351	2000	S 0 02-15-21	04/17/2017	37,473.60	.000	02/15/2021	40,000.00	1.710	598
912833LC2	230986	2000	S 0 02-15-21	04/28/2017	234,420.00	.000	02/15/2021	250,000.00	1.700	598
912833LC2	235195	2000	S 0 02-15-21	02/15/2018	37,403.20	.000	02/15/2021	40,000.00	2.250	598
912833LC2	235364	2000	S 0 02-15-21	03/01/2018	37,348.00	.000	02/15/2021	40,000.00	2.330	598
912833LC2	235390	2000	S 0 02-15-21	03/01/2018	37,331.20	.000	02/15/2021	40,000.00	2.345	598
912833LC2	235449	2000	S 0 02-15-21	03/05/2018	186,406.00	.000	02/15/2021	200,000.00	2.400	598
912833LC2	235522	2000	S 0 02-15-21	03/08/2018	37,359.60	.000	02/15/2021	40,000.00	2.335	598
912833LC2	236304	2000	S 0 02-15-21	04/26/2018	37,223.20	.000	02/15/2021	40,000.00	2.580	598
3130A7CV5	225798	1010	FHLB DEBENTURE	03/18/2016	9,945,200.00	1.375	02/18/2021	10,000,000.00	1.491	601
3130A7CV5	226542	1010	FHLB DEBENTURE 1.375 2-18-	04/25/2016	9,973,500.00	1.375	02/18/2021	10,000,000.00	1.432	601
459200JF9	230171	1030	IBM 2 1-4 02-19-21	04/03/2017	5,026,250.00	2.250	02/19/2021	5,000,000.00	2.108	602
LD1900488	239899	3050	JA MCMAHON INC	02/22/2019	400,000.00	2.250	02/22/2021	400,000.00	2.250	605
LD1900496	239900	3050	SADLER CORPORATION	02/22/2019	60,112.97	2.250	02/22/2021	60,112.97	2.250	605
037833BS8	228867	1030	AAPL 2 1-4 02-23-21	12/16/2016	10,006,900.00	2.250	02/23/2021	10,000,000.00	2.232	606
EC1901031	239914	3030	THOMAS AND JENNIFER WHIT	02/25/2019	84,238.80	2.250	02/25/2021	84,238.80	2.250	608
EC1901049	239915	3030	JEREMY FRANCIS	02/25/2019	333,060.00	2.250	02/25/2021	333,060.00	2.250	608
EC1901056	239916	3030	DARIN WEST	02/25/2019	185,000.00	2.250	02/25/2021	185,000.00	2.250	608
EC1901064	239917	3030	JAMES AND TAMMY LUNSFOR	02/25/2019	125,000.00	2.250	02/25/2021	125,000.00	2.250	608
EC1901072	239918	3030	RODNEY NORMAN	02/25/2019	209,790.00	2.250	02/25/2021	209,790.00	2.250	608
EC1901080	239919	3030	TIMOTHY MCGRATH	02/25/2019	167,862.00	2.250	02/25/2021	167,862.00	2.250	608
3136G2YP6	225423	1010	FNMA DEBENTURE	02/26/2016	15,326,250.00	1.875	02/26/2021	15,000,000.00	1.423	609
EC1901148	239955	3030	GEORGE MIHALACHIOAIE	02/27/2019	350,000.00	2.250	02/26/2021	350,000.00	2.250	609
EC1901130	239956	3030	CHRISTOPHER J AND ANGELA	02/27/2019	60,000.00	2.250	02/26/2021	60,000.00	2.250	609
EC1901122	239957	3030	DARRYL MCGINTY	02/27/2019	30,972.00	2.250	02/26/2021	30,972.00	2.250	609
EC1901114	239958	3030	ROBERT MILLER	02/27/2019	350,000.00	2.250	02/26/2021	350,000.00	2.250	609
EC1901106	239959	3030	HOWARD HEVEKER	02/27/2019	44,285.00	2.250	02/26/2021	44,285.00	2.250	609
EC1901098	239960	3030	BRADLEY ROMER	02/27/2019	182,500.85	2.250	02/26/2021	182,500.85	2.250	609
912828P87	226912	1020	US TREASURY NOTE 1.125 2-2	05/25/2016	14,813,671.88	1.125	02/28/2021	15,000,000.00	1.395	611
912828P87	228850	1020	T 1 1-8 02-28-21	12/12/2016	14,619,140.63	1.125	02/28/2021	15,000,000.00	1.752	611
30231GAV4	225840	1030	EXXON MOBIL CORPORATION	03/28/2016	5,066,000.00	2.222	03/01/2021	5,000,000.00	1.940	612
478160BS2	226025	1030	JOHNSON & JOHNSO 1.650 3-	04/18/2016	1,502,329.44	1.650	03/01/2021	1,488,000.00	1.444	612



Run Date: 7/2/2019 7:43:02 AM

Investments Outstanding As Of Date: 6/28/2019

## INVENTORY BY MATURITY REPORT

CUSIP	Investment #	Fund	Issuer	Purchase Date	Current Book	Current Rate	Maturity Date	Current Par	YTM	Days to Maturity
30231GAV4	229912	1030	XOM 2.222 03-01-21	03/15/2017	4,975,000.00	2.222	03/01/2021	5,000,000.00	2.355	612
LD1900504	239980	3050	HOOVER NURSERY LANDSCAP	03/01/2019	24,849.26	2.250	03/01/2021	24,849.26	2.250	612
EC1901155	239998	3030	JUSTIN FRANZEN	03/04/2019	348,575.78	2.250	03/04/2021	348,575.78	2.250	615
EC1901163	240024	3030	IAN WELLS	03/06/2019	175,007.00	2.250	03/05/2021	175,007.00	2.250	616
313382K69	226556	1010	FHLB DEBENTURE 1.750 3-12-	04/27/2016	7,089,180.00	1.750	03/12/2021	7,000,000.00	1.478	623
RE1900050	240070	3040	NF COIN LAUNDRY LLC	03/14/2019	42,053.94	2.250	03/12/2021	42,053.94	2.250	623
3134A4BT0	178680	2000	FHLMC STRIP	10/31/2006	1,565,318.96	.000	03/15/2021	3,286,000.00	5.227	626
14913Q2G3	241288	1030	CAT 2.9 03-15-21 MTN	05/09/2019	5,025,200.00	2.900	03/15/2021	5,000,000.00	2.618	626
EC1901171	240106	3030	TIMOTHY FLEMING	03/20/2019	210,000.00	2.250	03/19/2021	210,000.00	2.250	630
31364DNW2	128968	2000	FNMA STRIP	02/07/2000	918,760.00	.000	03/23/2021	4,000,000.00	7.087	634
3133EFR82	226793	1010	FFCB DEBENTURE 1.850 3-23-	05/13/2016	10,050,000.00	1.850	03/23/2021	10,000,000.00	1.742	634
LD1900512	240185	3050	LASER IMAGING & DESIGN IN	03/28/2019	220,000.00	2.250	03/26/2021	220,000.00	2.250	637
3136G4AZ6	228043	1010	FNMA DEBENTURE 1.480 3-29	09/29/2016	10,000,000.00	1.480	03/29/2021	10,000,000.00	1.480	640
LD1900520	240193	3050	OAKLEY BLACKTOP INC	03/29/2019	100,000.00	2.250	03/29/2021	100,000.00	2.250	640
3136G37H2	227991	1010	FNMA DEBENTURE 1.500 3-30	09/30/2016	10,000,000.00	1.500	03/30/2021	10,000,000.00	1.500	641
912828Q37	225905	1020	US TREASURY NOTE	04/01/2016	14,995,312.50	1.250	03/31/2021	15,000,000.00	1.256	642
912828Q37	226846	1020	US TREASURY NOTE 1.250 3-3	05/19/2016	9,960,937.50	1.250	03/31/2021	10,000,000.00	1.333	642
912828Q37	228301	1020	US TREASURY NOTE 1.250 3-3	10/13/2016	14,961,914.06	1.250	03/31/2021	15,000,000.00	1.309	642
46513CSU1	225998	1010	ISRAEL BOND	04/15/2016	7,500,000.00	2.690	04/01/2021	7,500,000.00	2.690	643
46513CTU0	225999	1010	ISRAEL FLOATER	04/15/2016	7,500,000.00	3.663	04/01/2021	7,500,000.00	3.663	643
LD1900553	240203	3050	NATIONAL GRANITE LUXURIE	04/01/2019	300,800.04	2.250	04/01/2021	300,800.04	2.250	643
LD1900538	240218	3050	FLOHR MACHINE COMPANY	04/02/2019	225,117.21	2.250	04/02/2021	225,117.21	2.250	644
LD1900546	240219	3050	THE MARQUARD COMPANY IN	04/02/2019	284,585.00	2.250	04/02/2021	284,585.00	2.250	644
3133EHC68	233845	1010	FFCB 1.88 04-05-21	10/05/2017	15,000,000.00	1.880	04/05/2021	15,000,000.00	1.880	647
EC1901189	240273	3030	SARAH CROWLEY	04/05/2019	41,206.00	2.250	04/05/2021	41,206.00	2.250	647
EC1901197	240274	3030	CATHY TRUE	04/05/2019	75,000.00	2.250	04/05/2021	75,000.00	2.250	647
EC1901205	240275	3030	RYAN AVERY	04/05/2019	125,000.00	2.250	04/05/2021	125,000.00	2.250	647
EC1901213	240276	3030	MICHELLE DUFORT	04/05/2019	32,935.00	2.250	04/05/2021	32,935.00	2.250	647
EC1901221	240277	3030	JAMES HELMS	04/05/2019	15,000.00	2.250	04/05/2021	15,000.00	2.250	647
EC1901239	240278	3030	JOHN STEADMAN	04/05/2019	161,376.00	2.250	04/05/2021	161,376.00	2.250	647
EC1901247	240279	3030	DENVER DELO	04/05/2019	128,305.00	2.250	04/05/2021	128,305.00	2.250	647
EC1901254	240280	3030	GARY AND DEBORAH MCCON	04/05/2019	96,495.00	2.250	04/05/2021	96,495.00	2.250	647
EC1901262	240281	3030	ANNA COSTELLO	04/05/2019	57,500.00	2.250	04/05/2021	57,500.00	2.250	647



Run Date: 7/2/2019 7:43:02 AM

Investments Outstanding As Of Date: 6/28/2019

## INVENTORY BY MATURITY REPORT

CUSIP	Investment #	Fund	Issuer	Purchase Date	Current Book	Current Rate	Maturity Date	Current Par	YTM	Days to Maturity
EC1901270	240282	3030	LACEY AIKMAN	04/05/2019	75,000.00	2.250	04/05/2021	75,000.00	2.250	647
EC1901288	240283	3030	MELINDA AND ANDREW RUTH	04/05/2019	90,000.00	2.250	04/05/2021	90,000.00	2.250	647
EC1901296	240284	3030	CHRISTOPHER SPAYD	04/05/2019	175,007.00	2.250	04/05/2021	175,007.00	2.250	647
EC1901304	240285	3030	PETER GATLIN	04/05/2019	289,320.00	2.250	04/05/2021	289,320.00	2.250	647
EC1901312	240286	3030	MICHELLE RUSSELL	04/05/2019	50,000.00	2.250	04/05/2021	50,000.00	2.250	647
EC1901320	240287	3030	RICHARD CLUM	04/05/2019	350,000.00	2.250	04/05/2021	350,000.00	2.250	647
713448DX3	234880	1030	PEP 2 04-15-21	01/23/2018	8,312,302.80	2.000	04/15/2021	8,440,000.00	2.490	657
9128284G2	236445	1020	T 2 3-8 04-15-21	04/25/2018	9,923,437.50	2.375	04/15/2021	10,000,000.00	2.644	657
3133EF4D6	226381	1010	FFCB DEBENTURE 1.620 4-20-	04/21/2016	12,487,500.00	1.620	04/20/2021	12,500,000.00	1.641	662
EC1901387	240828	3030	WARREN AND JENNIFER ROSS	04/22/2019	250,000.00	2.250	04/22/2021	250,000.00	2.250	664
EC1901395	240829	3030	JOEL AND JENNIFER STEWAR	04/22/2019	208,145.00	2.250	04/22/2021	208,145.00	2.250	664
EC1901379	240830	3030	ROBERT ZIRKER	04/22/2019	123,500.00	2.250	04/22/2021	123,500.00	2.250	664
EC1901361	240831	3030	JONATHAN NEELD	04/22/2019	175,007.00	2.250	04/22/2021	175,007.00	2.250	664
EC1901353	240832	3030	DANIEL DEUTSCH	04/22/2019	125,000.00	2.250	04/22/2021	125,000.00	2.250	664
EC1901346	240833	3030	BARBARA ETZWILER	04/22/2019	55,285.00	2.250	04/22/2021	55,285.00	2.250	664
EC1901338	240834	3030	DAVID SAXTON	04/22/2019	125,000.00	2.250	04/22/2021	125,000.00	2.250	664
LD1900561	240992	3050	OHIO VALLEY ANIMAL CLINIC	04/24/2019	93,855.00	2.250	04/23/2021	93,855.00	2.250	665
RE1900068	240993	3040	B.E. DAVIS TRUCKING LLC	04/24/2019	112,733.05	2.250	04/23/2021	112,733.05	2.250	665
EC1901460	241010	3030	JEFF MILLER	04/25/2019	350,000.00	2.250	04/23/2021	350,000.00	2.250	665
EC1901452	241011	3030	JUDITH CARTER	04/25/2019	22,971.00	2.250	04/23/2021	22,971.00	2.250	665
EC1901445	241012	3030	PATRICK COLLINS	04/25/2019	73,538.35	2.250	04/23/2021	73,538.35	2.250	665
EC1901437	241014	3030	DYLAN BORCHERS	04/25/2019	86,430.00	2.250	04/23/2021	86,430.00	2.250	665
EC1901429	241015	3030	HOLLY WALLNER	04/25/2019	250,000.00	2.250	04/23/2021	250,000.00	2.250	665
EC1901411	241016	3030	LISA WHEELER	04/25/2019	100,000.00	2.250	04/23/2021	100,000.00	2.250	665
EC1901403	241017	3030	ALISON YURATOVAC	04/25/2019	125,000.00	2.250	04/23/2021	125,000.00	2.250	665
AG1906456	241035	3010	DIERKSHEIDE BROTHERS LLC	04/26/2019	150,000.00	1.490	04/26/2021	150,000.00	1.490	668
90331HNP4	241373	1030	USB 3.15 04-26-21 BKNT	05/20/2019	5,056,417.55	3.150	04/26/2021	5,000,000.00	2.548	668
912828Q78	226800	1020	US TREASURY NOTE 1.375 4-3	05/16/2016	15,089,062.50	1.375	04/30/2021	15,000,000.00	1.251	672
EC1901478	241205	3030	Sabjoar Newaz	05/01/2019	82,000.00	2.250	04/30/2021	82,000.00	2.250	672
EC1901486	241206	3030	Kenneth Coning	05/01/2019	187,600.00	2.250	04/30/2021	187,600.00	2.250	672
3133EGC78	228449	1010	FFCB DEBENTURE 1.490 5-03-	11/03/2016	9,987,500.00	1.490	05/03/2021	10,000,000.00	1.519	675
3133EGC78	229056	1010	FFCB 1.49 05-03-21	01/05/2017	10,075,839.20	1.490	05/03/2021	10,280,000.00	1.971	675
3133EGC78	233709	1010	FFCB 1.49 05-03-21	09/19/2017	4,952,500.00	1.490	05/03/2021	5,000,000.00	1.762	675



Run Date: 7/2/2019 7:43:02 AM

Investments Outstanding As Of Date: 6/28/2019

INVENTORY BY MATURITY REPORT

CUSIP	Investment #	Fund	Issuer	Purchase Date	Current Book	Current Rate	Maturity Date	Current Par	YTM	Days to Maturity
037833AR1	228776	1030	AAPL 2.85 05-06-21	12/05/2016	3,171,018.30	2.850	05/06/2021	3,097,000.00	2.278	678
3135G0K69	228799	1010	FNMA 1 1-4 05-06-21	12/05/2016	9,762,300.00	1.250	05/06/2021	10,000,000.00	1.812	678
31358C7V2	178652	2000	FNMA STRIP	10/27/2006	2,283,419.60	.000	05/15/2021	4,895,000.00	5.309	687
912833LDO	181167	2000	US TREASURY STRIP	05/31/2007	24,490.50	.000	05/15/2021	50,000.00	5.180	687
912833LDO	181415	2000	US TREASURY STRIP	06/26/2007	23,777.50	.000	05/15/2021	50,000.00	5.425	687
912833LDO	181556	2000	US TREASURY STRIP	07/06/2007	24,218.50	.000	05/15/2021	50,000.00	5.300	687
912833LDO	181862	2000	US TREASURY STRIP	07/30/2007	49,258.00	.000	05/15/2021	100,000.00	5.200	687
912833LDO	182552	2000	US TREASURY STRIP	09/25/2007	50,030.00	.000	05/15/2021	100,000.00	5.143	687
912833LDO	186334	2010	US TREASURY STRIP	05/22/2008	4,162,709.74	.000	05/15/2021	7,538,000.00	4.627	687
912833LDO	186420	2000	US TREASURY STRIP	05/27/2008	27,829.00	.000	05/15/2021	50,000.00	4.570	687
912833LDO	186665	2000	US TREASURY STRIP	06/09/2008	13,735.75	.000	05/15/2021	25,000.00	4.685	687
912833LDO	187228	2000	US TREASURY STRIP	07/11/2008	5,596.70	.000	05/15/2021	10,000.00	4.570	687
912833LDO	192216	2000	US TREASURY STRIP	05/13/2009	90,420.00	.000	05/15/2021	150,000.00	4.261	687
912833LDO	193235	2000	US TREASURY STRIP	08/18/2009	29,674.86	.000	05/15/2021	50,000.00	4.493	687
912833LDO	197100	2000	US TREASURY STRIP	05/11/2010	196,327.15	.000	05/15/2021	306,000.00	4.071	687
912833LDO	197195	2000	US TREASURY STRIP	05/14/2010	16,078.75	.000	05/15/2021	25,000.00	4.052	687
912833LDO	198375	2000	US TREASURY STRIP	06/30/2010	34,237.00	.000	05/15/2021	50,000.00	3.513	687
912833LDO	198701	2000	US TREASURY STRIP	07/13/2010	68,000.00	.000	05/15/2021	100,000.00	3.590	687
912833LDO	205475	2000	US TREASURY STRIP	05/09/2011	70,191.00	.000	05/15/2021	100,000.00	3.565	687
912833LDO	206120	2000	US TREASURY STRIP	06/13/2011	72,981.00	.000	05/15/2021	100,000.00	3.200	687
912833LDO	206334	2000	US TREASURY STRIP	06/23/2011	36,345.00	.000	05/15/2021	50,000.00	3.250	687
912833LDO	206372	2000	US TREASURY STRIP	06/27/2011	36,334.50	.000	05/15/2021	50,000.00	3.257	687
912833LDO	210179	2000	US TREASURY STRIP	05/16/2012	42,577.50	.000	05/15/2021	50,000.00	1.794	687
912833LDO	210394	2000	US TREASURY STRIP	06/06/2012	44,089.50	.000	05/15/2021	50,000.00	1.412	687
912833LDO	210600	2000	US TREASURY STRIP	06/25/2012	43,385.50	.000	05/15/2021	50,000.00	1.603	687
912833LDO	214704	2000	US TREASURY STRIP	06/17/2013	43,053.00	.000	05/15/2021	50,000.00	1.900	687
912833LDO	218183	2000	US TREASURY STRIP	06/26/2014	42,831.50	.000	05/15/2021	50,000.00	2.260	687
912833LDO	218209	2000	US TREASURY STRIP	06/27/2014	42,770.00	.000	05/15/2021	50,000.00	2.282	687
912833LDO	218579	2000	US TREASURY STRIP	07/31/2014	43,111.00	.000	05/15/2021	50,000.00	2.195	687
912833LDO	222623	2000	US TREASURY STRIP	05/21/2015	223,615.00	.000	05/15/2021	250,000.00	1.873	687
912833LDO	226886	2000	US TREASURY STRI ZERO-% 5	05/26/2016	111,685.20	.000	05/15/2021	120,000.00	1.450	687
912833LDO	227313	2000	US TREASURY STRI ZERO-% 5	07/15/2016	47,474.50	.000	05/15/2021	50,000.00	1.075	687
912833LDO	227497	2000	US TREASURY STRI ZERO-% 5	07/29/2016	37,859.60	.000	05/15/2021	40,000.00	1.150	687



Run Date: 7/2/2019 7:43:02 AM

Investments Outstanding As Of Date: 6/28/2019

INVENTORY BY MATURITY REPORT

CUSIP	Investment #	Fund	Issuer	Purchase Date	Current Book	Current Rate	Maturity Date	Current Par	YTM	Days to Maturity
912833LD0	227668	2000	US TREASURY STRI ZERO-% 5	08/12/2016	94,623.00	.000	05/15/2021	100,000.00	1.165	687
912833LD0	231303	2000	S 0 05-15-21	05/11/2017	37,187.60	.000	05/15/2021	40,000.00	1.826	687
912833LD0	231585	2000	S 0 05-15-21	06/02/2017	37,412.00	.000	05/15/2021	40,000.00	1.700	687
9128284P2	236992	1020	T 2 5-8 05-15-21	06/08/2018	14,987,109.38	2.625	05/15/2021	15,000,000.00	2.655	687
912833LD0	237030	2000	S 0 05-15-21	06/14/2018	37,020.40	.000	05/15/2021	40,000.00	2.670	687
912833LD0	237315	2000	S 0 05-15-21	07/06/2018	37,113.20	.000	05/15/2021	40,000.00	2.638	687
912833LD0	237408	2000	S 0 05-15-21	07/12/2018	37,084.40	.000	05/15/2021	40,000.00	2.680	687
912833LD0	241254	2000	S 0 05-15-21	05/09/2019	38,204.80	.000	05/15/2021	40,000.00	2.290	687
912833LD0	241678	2000	S 0 05-15-21	06/21/2019	38,596.80	.000	05/15/2021	40,000.00	1.889	687
166764BG4	229491	1030	CVX 2.1 05-16-21	02/09/2017	12,151,448.20	2.100	05/16/2021	12,245,000.00	2.288	688
3133EGA8	229188	1010	FFCB 1.55 05-17-21	01/18/2017	9,875,000.00	1.550	05/17/2021	10,000,000.00	1.852	689
3130A9X48	228462	1010	FHLB MULTI STEP 2.000 5-18-	11/18/2016	14,996,250.00	2.000	05/18/2021	15,000,000.00	2.009	690
458140AW0	226807	1030	INTEL CORP 1.700 5-19-21	05/19/2016	9,988,500.00	1.700	05/19/2021	10,000,000.00	1.724	691
LD1900579	241417	3050	CONCRETE CORING COMPANY	05/22/2019	35,920.29	2.250	05/21/2021	35,920.29	2.250	693
LD1900587	241441	3050	ENVIROSCAPE ERSN CNTRL M	05/23/2019	400,000.00	2.250	05/21/2021	400,000.00	2.250	693
91159HHA1	230386	1030	USB 4 1-8 05-24-21 MTN	04/19/2017	10,746,700.00	4.125	05/24/2021	10,000,000.00	2.208	696
LD1900595	241449	3050	GRUNDER LANDSCAPING CO	05/24/2019	109,757.00	2.250	05/24/2021	109,757.00	2.250	696
LD1900603	241473	3050	JP MOHLER LLC	05/29/2019	413,944.80	2.250	05/28/2021	413,944.80	2.250	700
LD1900611	241500	3050	WRIGHT TIRE AND AUTO LLC	05/30/2019	400,000.00	1.490	05/28/2021	400,000.00	1.490	700
EC1901494	241501	3030	MARK KUCALABA	05/30/2019	350,000.00	2.250	05/28/2021	350,000.00	2.250	700
EC1901502	241502	3030	ERICA AND JOEL JORDAN	05/30/2019	160,000.00	2.250	05/28/2021	160,000.00	2.250	700
EC1901510	241503	3030	RAYMOND THOMSEN	05/30/2019	146,890.00	2.250	05/28/2021	146,890.00	2.250	700
EC1901528	241504	3030	WILLIAM BREX	05/30/2019	33,824.60	2.250	05/28/2021	33,824.60	2.250	700
EC1901536	241505	3030	SHANE MORRIS	05/30/2019	125,000.00	2.250	05/28/2021	125,000.00	2.250	700
EC1901544	241506	3030	EUGENE HUFFMAN	05/30/2019	100,000.00	2.250	05/28/2021	100,000.00	2.250	700
EC1901551	241507	3030	MICHAEL SILLA	05/30/2019	210,000.00	2.250	05/28/2021	210,000.00	2.250	700
EC1901569	241508	3030	CHRISTOPHER BUTLER	05/30/2019	160,000.00	2.250	05/28/2021	160,000.00	2.250	700
EC1901577	241509	3030	ROLLAND WALTERS	05/30/2019	203,000.00	2.250	05/28/2021	203,000.00	2.250	700
EC1901585	241510	3030	TIMOTHY BURCHFIELD	05/30/2019	196,000.00	2.250	05/28/2021	196,000.00	2.250	700
EC1901593	241511	3030	DYLAN BORCHERS	05/30/2019	63,570.00	2.250	05/28/2021	63,570.00	2.250	700
EC1901601	241512	3030	KENNETH STEFANCIN	05/30/2019	280,000.00	2.250	05/28/2021	280,000.00	2.250	700
EC1901619	241513	3030	KATHLEEN KISHPAUGH	05/30/2019	50,580.00	2.250	05/28/2021	50,580.00	2.250	700
EC1901627	241514	3030	KEVIN HESS	05/30/2019	250,000.00	2.250	05/28/2021	250,000.00	2.250	700



Run Date: 7/2/2019 7:43:02 AM

Investments Outstanding As Of Date: 6/28/2019

INVENTORY BY MATURITY REPORT

CUSIP	Investment #	Fund	Issuer	Purchase Date	Current Book	Current Rate	Maturity Date	Current Par	YTM	Days to Maturity
912828R77	227129	1020	US TREASURY NOTE 1.375 5-3	06/24/2016	15,112,500.00	1.375	05/31/2021	15,000,000.00	1.218	703
912828R77	229027	1020	T 1 3-8 05-31-21	12/30/2016	14,671,875.00	1.375	05/31/2021	15,000,000.00	1.893	703
LD1900629	241520	3050	THE ART GALVANIZING WORK	05/31/2019	257,200.00	1.220	05/31/2021	257,200.00	1.220	703
EC1901635	241521	3030	KEITH MONICK	05/31/2019	65,000.00	2.250	05/31/2021	65,000.00	2.250	703
EC1901643	241522	3030	RONALD BOYED	05/31/2019	130,000.00	2.250	05/31/2021	130,000.00	2.250	703
EC1901650	241523	3030	DAVID MESSMORE	05/31/2019	86,529.55	2.250	05/31/2021	86,529.55	2.250	703
EC1901668	241524	3030	GREGORY AND LAURIE BATES	05/31/2019	118,200.00	2.250	05/31/2021	118,200.00	2.250	703
EC1901676	241525	3030	MARK AND CYNTHIA DEANGEL	05/31/2019	150,000.00	2.250	05/31/2021	150,000.00	2.250	703
EC1901684	241526	3030	LARRY CALLEN	05/31/2019	145,800.00	2.250	05/31/2021	145,800.00	2.250	703
EC1901692	241527	3030	DAVID SALYERS	05/31/2019	337,365.00	2.250	05/31/2021	337,365.00	2.250	703
RE1900076	241566	3040	MIAMI VALLEY POTTERY INC.	06/06/2019	15,000.00	2.250	06/04/2021	15,000.00	2.250	707
LD1900645	241585	3050	OH VALLEY ELECTRL SRVICES	06/10/2019	214,536.31	1.250	06/10/2021	214,536.31	1.250	713
LD1900637	241586	3050	DEANS LANDSCAPING INC	06/10/2019	161,352.00	1.250	06/10/2021	161,352.00	1.250	713
LD1900652	241616	3050	FISCUS TRUCKING EXCAVATI	06/12/2019	145,000.00	1.250	06/11/2021	145,000.00	1.250	714
EC1901700	241617	3030	ROBERT PHELPS	06/12/2019	193,800.81	1.250	06/11/2021	193,800.81	1.250	714
EC1901718	241618	3030	TERRI TOMAZIC	06/12/2019	75,000.00	1.250	06/11/2021	75,000.00	1.250	714
EC1901726	241619	3030	JOSHUA CIMINELLO	06/12/2019	75,000.00	1.250	06/11/2021	75,000.00	1.250	714
EC1901734	241740	3030	DANIEL AND CATHY LINK	06/20/2019	175,007.00	.900	06/18/2021	175,007.00	.900	721
LD1900660	241752	3050	J. MCCOY LUMBER CO. LTD	06/21/2019	357,472.39	.350	06/21/2021	357,472.39	.350	724
LD1900678	241753	3050	EVERYDAY HOMECARE LLC	06/21/2019	147,856.41	.350	06/21/2021	147,856.41	.350	724
LD1900686	241812	3050	CONCRETE CORING COMPANY	06/26/2019	45,000.00	.000	06/25/2021	45,000.00	.000	728
912828S27	227261	1020	US TREASURY NOTE 1.125 6-3	07/08/2016	15,123,046.88	1.125	06/30/2021	15,000,000.00	.956	733
912828S27	228259	1020	US TREASURY NOTE 1.125 6-3	10/11/2016	14,886,328.13	1.125	06/30/2021	15,000,000.00	1.291	733
912828S27	233562	1020	T 1 1-8 06-30-21	09/01/2017	14,748,046.88	1.125	06/30/2021	15,000,000.00	1.579	733
02665WBF7	227542	1030	AMERICAN HONDA F 1.650 7-	08/01/2016	8,493,051.75	1.650	07/12/2021	8,475,000.00	1.605	745
912828Y20	237686	1020	T 2 5-8 07-15-21	08/02/2018	9,955,859.38	2.625	07/15/2021	10,000,000.00	2.782	748
3136G3D93	227329	1010	FNMA MULTI STEP .625 7-20-	07/20/2016	15,000,000.00	1.600	07/20/2021	15,000,000.00	1.600	753
3136G3D77	227330	1010	FNMA MULTI STEP 1.625 7-20	07/20/2016	15,000,000.00	1.625	07/20/2021	15,000,000.00	1.625	753
949746SA0	227443	1030	WELLS FARGO & CO 2.100 7-2	07/26/2016	5,005,000.00	2.100	07/26/2021	5,000,000.00	2.079	759
3134G9V38	240213	1010	FHLMC 1 1-2 07-27-21	04/03/2019	6,425,528.20	1.500	07/27/2021	6,478,000.00	1.858	760
3136G3XZ3	227239	1010	FNMA DEBENTURE 1.500 7-28	07/28/2016	15,000,000.00	1.500	07/28/2021	15,000,000.00	1.500	761
3134GSSL0	237483	1010	FHLMC 2 1-2 07-30-21 0000	07/30/2018	15,000,000.00	2.500	07/30/2021	15,000,000.00	2.500	763
912828S76	227654	1020	US TREASURY NOTE 1.125 7-3	08/09/2016	14,995,898.44	1.125	07/31/2021	15,000,000.00	1.131	764





Run Date: 7/2/2019 7:43:02 AM

Investments Outstanding As Of Date: 6/28/2019

INVENTORY BY MATURITY REPORT

CUSIP	Investment #	Fund	Issuer	Purchase Date	Current Book	Current Rate	Maturity Date	Current Par	YTM	Days to Maturity
912828S76	239551	1020	T 1 1-8 07-31-21	01/23/2019	14,472,070.31	1.125	07/31/2021	15,000,000.00	2.575	764
594918BP8	227710	1030	MICROSOFT CORP 1.550 8-08-	08/16/2016	10,022,000.00	1.550	08/08/2021	10,000,000.00	1.504	772
3134G94E4	227529	1010	FHLMC DEBENTURE 1.500 8-1	08/10/2016	10,000,000.00	1.500	08/10/2021	10,000,000.00	1.500	774
912833LE8	178333	2000	US TREASURY STRIP	10/04/2006	24,277.50	.000	08/15/2021	50,000.00	4.920	779
912833LE8	178587	2000	US TREASURY STRIP	10/26/2006	65,704.56	.000	08/15/2021	138,000.00	5.076	779
912833LE8	178997	2000	US TREASURY STRIP	11/28/2006	24,808.50	.000	08/15/2021	50,000.00	4.820	779
912833LE8	182221	2000	US TREASURY STRIP	08/28/2007	49,631.00	.000	08/15/2021	100,000.00	5.080	779
912833LE8	182757	2000	US TREASURY STRIP	10/05/2007	50,705.00	.000	08/15/2021	100,000.00	4.960	779
912833LE8	188068	2000	US TREASURY STRIP	09/15/2008	29,050.00	.000	08/15/2021	50,000.00	4.249	779
912833LE8	188163	2010	US TREASURY STRIP	09/22/2008	339,684.48	.000	08/15/2021	576,000.00	4.137	779
912833LE8	193254	2000	US TREASURY STRIP	08/18/2009	58,879.25	.000	08/15/2021	100,000.00	4.466	779
912833LE8	199561	2000	US TREASURY STRIP	08/13/2010	34,594.00	.000	08/15/2021	50,000.00	3.375	779
912833LE8	200624	2000	US TREASURY STRIP	09/24/2010	71,034.00	.000	08/15/2021	100,000.00	3.165	779
912833LE8	207491	2000	US TREASURY STRIP	09/23/2011	40,528.50	.000	08/15/2021	50,000.00	2.134	779
912833LE8	207861	2000	US TREASURY STRIP	10/31/2011	79,323.00	.000	08/15/2021	100,000.00	2.380	779
912833LE8	207914	2000	US TREASURY STRIP	11/03/2011	39,611.50	.000	08/15/2021	50,000.00	2.395	779
912833LE8	211240	2000	US TREASURY STRIP	08/17/2012	43,207.00	.000	08/15/2021	50,000.00	1.630	779
912833LE8	211300	2000	US TREASURY STRIP	08/22/2012	85,578.00	.000	08/15/2021	100,000.00	1.742	779
912833LE8	215295	2000	US TREASURY STRIP	08/16/2013	41,120.00	.000	08/15/2021	50,000.00	2.460	779
912833LE8	215618	2000	US TREASURY STRIP	09/26/2013	41,365.50	.000	08/15/2021	50,000.00	2.419	779
912833LE8	215882	2000	US TREASURY STRIP	11/01/2013	84,203.00	.000	08/15/2021	100,000.00	2.220	779
912833LE8	218837	2000	US TREASURY STRIP	08/28/2014	344,292.00	.000	08/15/2021	400,000.00	2.165	779
912833LE8	219029	2000	US TREASURY STRIP	09/18/2014	85,300.00	.000	08/15/2021	100,000.00	2.315	779
912833LE8	219289	2000	US TREASURY STRIP	10/17/2014	35,012.00	.000	08/15/2021	40,000.00	1.960	779
912833LE8	224321	2000	USTREASURYSTRIP	10/08/2015	90,856.00	.000	08/15/2021	100,000.00	1.645	779
912833LE8	224483	2000	USTREASURYSTRIP	10/22/2015	90,730.00	.000	08/15/2021	100,000.00	1.680	779
912833LE8	224552	2000	USTREASURYSTRIP	10/29/2015	36,226.00	.000	08/15/2021	40,000.00	1.717	779
912833LE8	228089	2000	US TREASURY STRI ZERO-% 8	09/23/2016	47,019.00	.000	08/15/2021	50,000.00	1.260	779
912833LE8	228285	2000	US TREASURY STRI ZERO-% 8	10/14/2016	234,192.50	.000	08/15/2021	250,000.00	1.355	779
46623EKG3	228712	1030	JP MORGAN CHASE & CO	11/28/2016	7,971,163.20	2.295	08/15/2021	8,085,000.00	2.614	779
912833LE8	234128	2000	S 0 08-15-21	10/26/2017	37,293.60	.000	08/15/2021	40,000.00	1.850	779
912833LE8	234152	2000	S 0 08-15-21	10/26/2017	46,634.50	.000	08/15/2021	50,000.00	1.840	779
912833LE8	234187	2000	S 0 08-15-21	10/27/2017	23,309.75	.000	08/15/2021	25,000.00	1.850	779



Run Date: 7/2/2019 7:43:02 AM

Investments Outstanding As Of Date: 6/28/2019

INVENTORY BY MATURITY REPORT

CUSIP	Investment #	Fund	Issuer	Purchase Date	Current Book	Current Rate	Maturity Date	Current Par	YTM	Days to Maturity
912833LE8	237890	2000	S 0 08-15-21	08/23/2018	110,886.00	.000	08/15/2021	120,000.00	2.670	779
912833LE8	237917	2000	S 0 08-15-21	08/23/2018	36,972.80	.000	08/15/2021	40,000.00	2.660	779
912833LE8	237930	2000	S 0 08-15-21	08/23/2018	231,005.00	.000	08/15/2021	250,000.00	2.671	779
912833LE8	238207	2000	S 0 08-15-21	09/13/2018	36,922.00	.000	08/15/2021	40,000.00	2.760	779
912833LE8	238692	2000	S 0 08-15-21	10/25/2018	368,308.00	.000	08/15/2021	400,000.00	2.962	779
3134GACC6	227687	1010	FHLMC MULTI STEP .600 8-23-	08/23/2016	15,000,000.00	1.770	08/23/2021	15,000,000.00	1.770	787
3130A9B34	227877	1010	FHLB MULTI STEP .750 8-24-2	09/08/2016	15,000,000.00	1.620	08/24/2021	15,000,000.00	1.620	788
9128282F6	227998	1020	US TREASURY NOTE 1.125 8-3	09/13/2016	14,932,031.25	1.125	08/31/2021	15,000,000.00	1.219	795
9128282F6	233563	1020	T 1 1-8 08-31-21	09/01/2017	14,724,609.38	1.125	08/31/2021	15,000,000.00	1.601	795
191216BY5	227911	1030	COCA COLA COMPAN 1.550 9-	09/02/2016	5,005,500.00	1.550	09/01/2021	5,000,000.00	1.527	796
02665WBG5	227974	1030	AMERICAN HONDA F 1.700 9-	09/12/2016	10,001,400.00	1.700	09/09/2021	10,000,000.00	1.697	804
3130ACF33	234123	1010	FHLB 1 7-8 09-13-21	10/24/2017	9,946,000.00	1.875	09/13/2021	10,000,000.00	2.020	808
3134A4BU7	178679	2000	FHLMC STRIP	10/31/2006	3,050,379.20	.000	09/15/2021	6,590,000.00	5.247	810
3134A4BU7	178682	2000	FHLMC STRIP	10/31/2006	192,822.21	.000	09/15/2021	421,000.00	5.320	810
88579YAU5	228041	1030	3 M CO 1.625 9-19-21	09/20/2016	7,035,700.00	1.625	09/19/2021	7,000,000.00	1.519	814
48128GW30	238337	1030	JPM Float 09-21-21 000B	09/21/2018	10,000,000.00	2.513	09/21/2021	10,000,000.00	2.513	816
3130A9H61	228005	1010	FHLB MULTI STEP 2.000 9-29-	09/29/2016	15,000,000.00	2.000	09/29/2021	15,000,000.00	2.000	824
912828T34	228217	1020	US TREASURY NOTE 1.125 9-3	10/05/2016	14,950,781.25	1.125	09/30/2021	15,000,000.00	1.193	825
912828T34	228247	1020	US TREASURY NOTE 1.125 9-3	10/07/2016	9,933,593.75	1.125	09/30/2021	10,000,000.00	1.263	825
458140AJ9	228372	1030	INTEL CORP 3.300 10-01-21	10/24/2016	5,681,004.16	3.300	10/01/2021	5,288,000.00	1.723	826
3133EHQM8	233458	1010	FFCB 1.95 10-05-21	08/23/2017	10,000,000.00	1.950	10/05/2021	10,000,000.00	1.950	830
713448DL9	228221	1030	PEPSICO INC 1.700 10-06-21	10/07/2016	9,992,400.00	1.700	10/06/2021	10,000,000.00	1.716	831
713448DL9	229858	1030	PEP 1.7 10-06-21	03/10/2017	6,796,230.00	1.700	10/06/2021	7,000,000.00	2.375	831
3135GOQ89	228353	1010	FNMA DEBENTURE 1.375 10-0	10/19/2016	9,979,000.00	1.375	10/07/2021	10,000,000.00	1.419	832
3135GOQ89	228730	1010	FNMA DEBENTURE	11/25/2016	4,869,375.00	1.375	10/07/2021	5,000,000.00	1.940	832
3134GBQ70	233959	1010	FHLMC 2 10-12-21 0000	10/12/2017	4,998,600.00	2.000	10/12/2021	5,000,000.00	2.007	837
36962G5J9	231787	1030	GE 4.65 10-17-21 MTN	06/23/2017	11,069,500.00	4.650	10/17/2021	10,000,000.00	2.048	842
3130ACLN2	233941	1010	FHLB 2 10-26-21 0002	10/26/2017	5,000,000.00	2.000	10/26/2021	5,000,000.00	2.000	851
912828T67	228446	1020	US TREASURY NOTE 1.250 10-	10/31/2016	9,967,968.75	1.250	10/31/2021	10,000,000.00	1.316	856
912828T67	228604	1020	US TREASURY NOTE 1.250 10-	11/10/2016	9,888,671.88	1.250	10/31/2021	10,000,000.00	1.483	856
459200HA2	231391	1030	IBM 2.9 11-01-21	05/18/2017	5,146,600.00	2.900	11/01/2021	5,000,000.00	2.205	857
3133EHN58	234246	1010	FFCB 2.14 11-01-21	11/01/2017	5,000,000.00	2.140	11/01/2021	5,000,000.00	2.140	857
742718EQ8	228540	1030	PROCTER & GAMBLE 1.700 11	11/08/2016	5,015,250.00	1.700	11/03/2021	5,000,000.00	1.636	859



Run Date: 7/2/2019 7:43:02 AM

Investments Outstanding As Of Date: 6/28/2019

INVENTORY BY MATURITY REPORT

CUSIP	Investment #	Fund	Issuer	Purchase Date	Current Book	Current Rate	Maturity Date	Current Par	YTM	Days to Maturity
742718EQ8	228769	1030	PG 1.7 11-03-21	12/02/2016	1,509,939.20	1.700	11/03/2021	1,532,000.00	2.009	859
3134GBJV5	231215	1010	FHLMC 1 1-4 11-10-21	05/10/2017	4,996,000.00	2.350	11/10/2021	5,000,000.00	2.374	866
912833LF5	179295	2000	US TREASURY STRIP	12/18/2006	122,757.50	.000	11/15/2021	250,000.00	4.828	871
912833LF5	179701	2000	US TREASURY STRIP	01/31/2007	70,956.00	.000	11/15/2021	150,000.00	5.127	871
912833LF5	183731	2000	US TREASURY STRIP	12/05/2007	26,815.00	.000	11/15/2021	50,000.00	4.518	871
912833LF5	183938	2000	US TREASURY STRIP	12/19/2007	51,285.00	.000	11/15/2021	100,000.00	4.860	871
912833LF5	184228	2000	US TREASURY STRIP	01/10/2008	80,970.00	.000	11/15/2021	150,000.00	4.503	871
912833LF5	189215	2000	US TREASURY STRIP	11/21/2008	54,777.00	.000	11/15/2021	100,000.00	4.690	871
912833LF5	189261	2000	US TREASURY STRIP	11/21/2008	2,900.00	.000	11/15/2021	5,000.00	4.240	871
912833LF5	189960	2000	US TREASURY STRIP	01/12/2009	156,332.50	.000	11/15/2021	250,000.00	3.690	871
912833LF5	190248	2000	US TREASURY STRIP	02/04/2009	59,801.00	.000	11/15/2021	100,000.00	4.065	871
912833LF5	194194	2000	US TREASURY STRIP	11/24/2009	61,591.00	.000	11/15/2021	100,000.00	4.088	871
912833LF5	194727	2000	US TREASURY STRIP	01/28/2010	30,544.50	.000	11/15/2021	50,000.00	4.222	871
912833LF5	201933	2000	US TREASURY STRIP	11/17/2010	35,344.50	.000	11/15/2021	50,000.00	3.180	871
912833LF5	202148	2000	US TREASURY STRIP	11/24/2010	34,551.00	.000	11/15/2021	50,000.00	3.396	871
912833LF5	203388	2000	US TREASURY STRIP	01/31/2011	66,261.00	.000	11/15/2021	100,000.00	3.852	871
912833LF5	212190	2000	US TREASURY STRIP	11/30/2012	130,705.50	.000	11/15/2021	150,000.00	1.543	871
912833LF5	212320	2000	US TREASURY STRIP	12/13/2012	306,099.50	.000	11/15/2021	350,000.00	1.508	871
912833LF5	212649	2000	US TREASURY STRIP	01/17/2013	42,963.00	.000	11/15/2021	50,000.00	1.726	871
912833LF5	216069	2000	US TREASURY STRIP	11/21/2013	41,378.00	.000	11/15/2021	50,000.00	2.385	871
912833LF5	216414	2000	US TREASURY STRIP	01/09/2014	80,998.00	.000	11/15/2021	100,000.00	2.703	871
912833LF5	219691	2000	US TREASURY STRIP	11/20/2014	215,610.00	.000	11/15/2021	250,000.00	2.130	871
912833LF5	220244	2000	US TREASURY STRIP	01/09/2015	44,316.00	.000	11/15/2021	50,000.00	1.770	871
912833LF5	220346	2000	US TREASURY STRIP	01/20/2015	89,074.00	.000	11/15/2021	100,000.00	1.704	871
912833LF5	220432	2000	US TREASURY STRIP	01/26/2015	89,728.00	.000	11/15/2021	100,000.00	1.600	871
912833LF5	220453	2000	US TREASURY STRIP	01/26/2015	44,760.00	.000	11/15/2021	50,000.00	1.634	871
912833LF5	220472	2000	US TREASURY STRIP	01/26/2015	35,842.80	.000	11/15/2021	40,000.00	1.620	871
912833LF5	220501	2000	US TREASURY STRIP	01/27/2015	223,725.00	.000	11/15/2021	250,000.00	1.640	871
912833LF5	220605	2000	US TREASURY STRIP	01/29/2015	222,852.50	.000	11/15/2021	250,000.00	1.699	871
912833LF5	225020	2000	USTREASURYSTRI	12/24/2015	222,765.00	.000	11/15/2021	250,000.00	1.967	871
912833LF5	225341	2000	USTREASURYSTRI	02/04/2016	91,102.00	.000	11/15/2021	100,000.00	1.620	871
912833LF5	228570	2000	US TREASURY STRI ZERO-% 1	11/14/2016	16,781.58	.000	11/15/2021	18,000.00	1.406	871
912833LF5	229105	2000	S 0 11-15-21	01/12/2017	18,194.00	.000	11/15/2021	20,000.00	1.965	871



Run Date: 7/2/2019 7:43:02 AM

Investments Outstanding As Of Date: 6/28/2019

INVENTORY BY MATURITY REPORT

CUSIP	Investment #	Fund	Issuer	Purchase Date	Current Book	Current Rate	Maturity Date	Current Par	YTM	Days to Maturity
912833LF5	229107	2000	S 0 11-15-21	01/12/2017	18,194.00	.000	11/15/2021	20,000.00	1.965	871
912833LF5	229270	2000	S 0 11-15-21	01/26/2017	227,652.50	.000	11/15/2021	250,000.00	1.960	871
912833LF5	229396	2000	S 0 11-15-21	02/02/2017	36,386.40	.000	11/15/2021	40,000.00	1.990	871
912833LF5	234356	2000	S 0 11-15-21	11/16/2017	92,573.00	.000	11/15/2021	100,000.00	1.940	871
912833LF5	234929	2000	S 0 11-15-21	01/25/2018	36,612.40	.000	11/15/2021	40,000.00	2.340	871
912833LF5	235054	2000	S 0 11-15-21	02/02/2018	36,590.00	.000	11/15/2021	40,000.00	2.370	871
3130A9Y21	228535	1010	FHLB MULTI STEP COUPON B	11/30/2016	10,000,000.00	1.500	11/26/2021	10,000,000.00	1.500	882
3130AABG2	228783	1010	FHLB 1 7-8 11-29-21	12/02/2016	4,967,300.00	1.875	11/29/2021	5,000,000.00	2.013	885
912828U65	228720	1020	US TREASURY NOTE	11/30/2016	9,977,734.38	1.750	11/30/2021	10,000,000.00	1.797	886
912828U65	228782	1020	T 1 3-4 11-30-21	12/02/2016	9,935,937.50	1.750	11/30/2021	10,000,000.00	1.885	886
912828U65	233867	1020	T 1 3-4 11-30-21	10/03/2017	14,945,507.81	1.750	11/30/2021	15,000,000.00	1.841	886
3133EHXM0	233586	1010	FFCB 1.93 12-06-21	09/06/2017	10,000,000.00	1.930	12/06/2021	10,000,000.00	1.930	892
69353REY0	229228	1030	PNC 2.55 12-09-21 BKNT	01/24/2017	9,941,700.00	2.550	12/09/2021	10,000,000.00	2.678	895
3130ACW59	234465	1010	FHLB 2.2 12-15-21	12/15/2017	10,000,000.00	2.200	12/15/2021	10,000,000.00	2.200	901
3130AACT3	231392	1010	FHLB 1 1-2 12-28-21 0003	05/16/2017	5,000,000.00	2.400	12/28/2021	5,000,000.00	2.400	914
3130AAET1	231687	1010	FHLB 2.05 12-29-21	06/13/2017	8,400,000.00	2.050	12/29/2021	8,400,000.00	2.050	915
3134GBK68	233687	1010	FHLMC 2 12-29-21 0004	09/29/2017	10,000,000.00	2.000	12/29/2021	10,000,000.00	2.000	915
912828U81	229026	1020	T 2 12-31-21	01/03/2017	10,011,718.75	2.000	12/31/2021	10,000,000.00	1.975	917
912828U81	233008	1020	T 2 12-31-21	07/05/2017	15,080,859.38	2.000	12/31/2021	15,000,000.00	1.874	917
912828U81	238564	1020	T 2 12-31-21	10/12/2018	9,710,156.25	2.000	12/31/2021	10,000,000.00	2.950	917
31359YCK1	173956	2000	FNMA STRIP	12/13/2005	138,142.38	.000	01/15/2022	318,000.00	5.250	932
3134A4MY7	178666	2000	FHLMC STRIP	10/30/2006	2,561,364.96	.000	01/15/2022	5,619,000.00	5.233	932
91159HHP8	229284	1030	USB 2 5-8 01-24-22	01/26/2017	5,027,150.00	2.625	01/24/2022	5,000,000.00	2.509	941
91159HHP8	229865	1030	USB 2 5-8 01-24-22	03/13/2017	4,984,300.00	2.625	01/24/2022	5,000,000.00	2.694	941
3133EHGM9	230953	1010	FFCB 2.05 01-24-22	04/25/2017	6,793,948.00	2.050	01/24/2022	6,800,000.00	2.070	941
3134GSRX5	237423	1010	FHLMC 3 01-26-22 0000	07/26/2018	10,000,000.00	3.000	01/26/2022	10,000,000.00	3.000	943
459200JQ5	229351	1030	IBM 2 1-2 01-27-22	01/31/2017	9,995,300.00	2.500	01/27/2022	10,000,000.00	2.510	944
912828H86	229805	1020	T 1 1-2 01-31-22	03/06/2017	9,740,625.00	1.500	01/31/2022	10,000,000.00	2.058	948
084670BF4	230356	1030	BRK 3.4 01-31-22	04/17/2017	5,487,336.32	3.400	01/31/2022	5,216,000.00	2.247	948
912828V72	233023	1020	T 1 7-8 01-31-22	07/06/2017	14,996,484.38	1.875	01/31/2022	15,000,000.00	1.880	948
912828V72	238203	1020	T 1 7-8 01-31-22	09/11/2018	9,706,250.00	1.875	01/31/2022	10,000,000.00	2.790	948
742718DY2	237500	1030	PG 2.3 02-06-22	07/18/2018	4,882,900.00	2.300	02/06/2022	5,000,000.00	3.000	954
037833CM0	229502	1030	AAPL 2 1-2 02-09-22	02/10/2017	15,071,400.00	2.500	02/09/2022	15,000,000.00	2.398	957



Run Date: 7/2/2019 7:43:02 AM

Investments Outstanding As Of Date: 6/28/2019

INVENTORY BY MATURITY REPORT

CUSIP	Investment #	Fund	Issuer	Purchase Date	Current Book	Current Rate	Maturity Date	Current Par	YTM	Days to Maturity
3130ABVN3	233153	1010	FHLB 2 02-09-22	08/09/2017	15,000,000.00	2.000	02/09/2022	15,000,000.00	2.000	957
58933YAO8	238575	1030	MRK 2.35 02-10-22	10/15/2018	4,851,250.00	2.350	02/10/2022	5,000,000.00	3.303	958
58933YAO8	240317	1030	MRK 2.35 02-10-22	04/12/2019	4,980,750.00	2.350	02/10/2022	5,000,000.00	2.491	958
3133EHJF1	231881	1010	FFCB 2.14 02-11-22	06/28/2017	9,800,000.00	2.140	02/11/2022	9,800,000.00	2.140	959
912833LG3	180369	2000	US TREASURY STRIP	04/03/2007	24,060.00	.000	02/15/2022	50,000.00	4.980	963
912833LG3	180521	2000	US TREASURY STRIP	04/12/2007	47,349.00	.000	02/15/2022	100,000.00	5.100	963
912833LG3	180737	2000	US TREASURY STRIP	04/30/2007	48,332.00	.000	02/15/2022	100,000.00	4.975	963
912833LG3	184839	2000	US TREASURY STRIP	02/28/2008	5,212.86	.000	02/15/2022	10,000.00	4.720	963
912833LG3	185229	2000	US TREASURY STRIP	03/27/2008	5,465.00	.000	02/15/2022	10,000.00	4.399	963
912833LG3	185272	2000	US TREASURY STRIP	03/28/2008	27,138.00	.000	02/15/2022	50,000.00	4.450	963
912833LG3	185598	2000	US TREASURY STRIP	04/16/2008	27,571.00	.000	02/15/2022	50,000.00	4.350	963
912833LG3	185617	2000	US TREASURY STRIP	04/16/2008	5,510.00	.000	02/15/2022	10,000.00	4.356	963
912833LG3	185884	2000	US TREASURY STRIP	04/28/2008	13,221.50	.000	02/15/2022	25,000.00	4.670	963
912833LG3	190598	2000	US TREASURY STRIP	02/27/2009	30,269.00	.000	02/15/2022	50,000.00	3.908	963
912833LG3	190829	2000	US TREASURY STRIP	03/20/2009	30,215.50	.000	02/15/2022	50,000.00	3.940	963
912833LG3	190955	2000	US TREASURY STRIP	03/30/2009	61,343.00	.000	02/15/2022	100,000.00	3.830	963
912833LG3	191121	2000	US TREASURY STRIP	04/13/2009	3,150.00	.000	02/15/2022	5,000.00	3.630	963
912833LG3	191209	2000	US TREASURY STRIP	04/16/2009	30,285.00	.000	02/15/2022	50,000.00	3.945	963
912833LG3	191859	2000	US TREASURY STRIP	04/24/2009	30,550.00	.000	02/15/2022	50,000.00	3.882	963
912833LG3	194856	2000	US TREASURY STRIP	02/08/2010	59,477.00	.000	02/15/2022	100,000.00	4.370	963
912833LG3	195182	2000	US TREASURY STRIP	03/03/2010	29,884.50	.000	02/15/2022	50,000.00	4.352	963
912833LG3	195389	2000	US TREASURY STRIP	03/12/2010	59,529.00	.000	02/15/2022	100,000.00	4.395	963
912833LG3	195858	2000	US TREASURY STRIP	04/08/2010	29,343.00	.000	02/15/2022	50,000.00	4.546	963
912833LG3	196883	2000	US TREASURY STRIP	04/30/2010	30,279.50	.000	02/15/2022	50,000.00	4.298	963
912833LG3	203857	2000	US TREASURY STRIP	02/28/2011	32,524.00	.000	02/15/2022	50,000.00	3.961	963
912833LG3	204504	2000	US TREASURY STRIP	04/12/2011	64,668.00	.000	02/15/2022	100,000.00	4.060	963
912833LG3	205417	2000	US TREASURY STRIP	05/05/2011	66,786.00	.000	02/15/2022	100,000.00	3.779	963
912833LG3	208700	2000	US TREASURY STRIP	02/16/2012	40,576.00	.000	02/15/2022	50,000.00	2.100	963
912833LG3	208871	2000	US TREASURY STRIP	03/05/2012	81,320.00	.000	02/15/2022	100,000.00	2.089	963
912833LG3	209010	2000	US TREASURY STRIP	03/19/2012	39,357.00	.000	02/15/2022	50,000.00	2.430	963
912833LG3	209135	2000	US TREASURY STRIP	04/05/2012	39,816.50	.000	02/15/2022	50,000.00	2.323	963
912833LG3	209927	2000	US TREASURY STRIP	04/30/2012	40,591.00	.000	02/15/2022	50,000.00	2.140	963
912833LG3	213284	2000	US TREASURY STRIP	03/25/2013	42,445.50	.000	02/15/2022	50,000.00	1.850	963



Run Date: 7/2/2019 7:43:02 AM

Investments Outstanding As Of Date: 6/28/2019

INVENTORY BY MATURITY REPORT

CUSIP	Investment #	Fund	Issuer	Purchase Date	Current Book	Current Rate	Maturity Date	Current Par	YTM	Days to Maturity
912833LG3	213359	2000	US TREASURY STRIP	03/28/2013	85,091.00	.000	02/15/2022	100,000.00	1.825	963
912833LG3	213436	2000	US TREASURY STRIP	04/04/2013	42,901.50	.000	02/15/2022	50,000.00	1.734	963
912833LG3	213503	2000	US TREASURY STRIP	04/12/2013	86,609.00	.000	02/15/2022	100,000.00	1.632	963
912833LG3	214254	2000	US TREASURY STRIP	05/02/2013	87,156.00	.000	02/15/2022	100,000.00	1.570	963
912833LG3	216909	2000	US TREASURY STRIP	03/21/2014	205,575.00	.000	02/15/2022	250,000.00	2.490	963
912833LG3	220874	2000	US TREASURY STRIP	02/13/2015	35,134.40	.000	02/15/2022	40,000.00	1.860	963
912833LG3	222348	2000	US TREASURY STRIP	04/30/2015	35,533.60	.000	02/15/2022	40,000.00	1.750	963
912833LG3	225730	2000	USTREASURYSTRIP	03/17/2016	36,140.00	.000	02/15/2022	40,000.00	1.723	963
912833LG3	225757	2000	USTREASURYSTRIP	03/17/2016	16,491.79	.000	02/15/2022	18,250.00	1.720	963
912833LG3	229650	2000	S 0 02-15-22	02/24/2017	46,982.52	.000	02/15/2022	52,000.00	2.050	963
912833LG3	230016	2000	S 0 02-15-22	03/24/2017	361,420.00	.000	02/15/2022	400,000.00	2.082	963
912833LG3	230130	2000	S 0 02-15-22	03/30/2017	226,605.00	.000	02/15/2022	250,000.00	2.023	963
912833LG3	230235	2000	S 0 02-15-22	04/06/2017	45,476.50	.000	02/15/2022	50,000.00	1.960	963
912833LG3	230352	2000	S 0 02-15-22	04/17/2017	36,463.60	.000	02/15/2022	40,000.00	1.925	963
912833LG3	230987	2000	S 0 02-15-22	04/28/2017	228,192.50	.000	02/15/2022	250,000.00	1.910	963
912833LG3	235196	2000	S 0 02-15-22	02/15/2018	36,244.40	.000	02/15/2022	40,000.00	2.480	963
912833LG3	235365	2000	S 0 02-15-22	03/01/2018	36,222.40	.000	02/15/2022	40,000.00	2.520	963
912833LG3	235386	2000	S 0 02-15-22	03/01/2018	36,188.80	.000	02/15/2022	40,000.00	2.544	963
912833LG3	235450	2000	S 0 02-15-22	03/05/2018	180,598.00	.000	02/15/2022	200,000.00	2.600	963
912833LG3	235523	2000	S 0 02-15-22	03/08/2018	36,214.80	.000	02/15/2022	40,000.00	2.538	963
912833LG3	236305	2000	S 0 02-15-22	04/26/2018	36,036.40	.000	02/15/2022	40,000.00	2.760	963
3130ABVW3	233278	1010	FHLB 2 02-16-22	08/16/2017	7,020,000.00	2.000	02/16/2022	7,020,000.00	2.000	964
912828J43	229757	1020	T 1 3-4 02-28-22	03/02/2017	9,872,330.00	1.750	02/28/2022	10,000,000.00	2.020	976
3134GBD74	233523	1010	FHLMC 2 02-28-22 0005	08/29/2017	7,000,000.00	2.000	02/28/2022	7,000,000.00	2.000	976
3136G4LR2	233568	1010	FNMA 2.06 02-28-22	09/01/2017	10,035,100.00	2.060	02/28/2022	10,000,000.00	1.978	976
912828W55	239253	1020	T 1 7-8 02-28-22	12/21/2018	14,648,437.50	1.875	02/28/2022	15,000,000.00	2.645	976
3134GTPU1	241363	1010	FHLMC 2.4 02-28-22 0000	05/28/2019	15,000,000.00	2.400	02/28/2022	15,000,000.00	2.400	976
478160CD4	229772	1030	JNJ 2 1-4 03-03-22	03/06/2017	9,974,600.00	2.250	03/03/2022	10,000,000.00	2.304	979
3133EHYQ0	233615	1010	FFCB 1.95 03-14-22	09/14/2017	10,000,000.00	1.950	03/14/2022	10,000,000.00	1.950	990
3133EHYQ0	234696	1010	FFCB 1.95 03-14-22	12/29/2017	4,931,250.00	1.950	03/14/2022	5,000,000.00	2.294	990
3134A4BV5	178685	2000	FHLMC STRIP	10/31/2006	2,080,702.26	.000	03/15/2022	4,602,000.00	5.231	991
3134GBJ45	233700	1010	FHLMC 2 03-29-22 0003	09/29/2017	9,998,000.00	2.000	03/29/2022	10,000,000.00	2.005	1005
912828W89	231009	1020	T 1 7-8 03-31-22	04/27/2017	10,007,031.25	1.875	03/31/2022	10,000,000.00	1.860	1007



Run Date: 7/2/2019 7:43:02 AM

Investments Outstanding As Of Date: 6/28/2019

INVENTORY BY MATURITY REPORT

CUSIP	Investment #	Fund	Issuer	Purchase Date	Current Book	Current Rate	Maturity Date	Current Par	YTM	Days to Maturity
912828W89	231248	1020	T 1 7-8 03-31-22	05/05/2017	10,000,000.00	1.875	03/31/2022	10,000,000.00	1.875	1007
912828J76	233314	1020	T 1 3-4 03-31-22	08/09/2017	19,959,375.00	1.750	03/31/2022	20,000,000.00	1.796	1007
46513XGT1	230154	1010	ISRAEL BOND	04/03/2017	7,500,000.00	3.500	04/01/2022	7,500,000.00	3.500	1008
46513XHT0	230155	1010	ISRAEL FLOATING RATE BOND	04/03/2017	7,500,000.00	3.663	04/01/2022	7,500,000.00	3.663	1008
46513XBT6	230156	1010	ISRAEL BOND	04/03/2017	10,000,000.00	3.200	04/01/2022	10,000,000.00	3.200	1008
3135GOT45	234649	1010	FNMA 1 7-8 04-05-22	12/26/2017	9,858,300.00	1.875	04/05/2022	10,000,000.00	2.224	1012
89236TFX8	240343	1030	TOYOTA 2.65 04-12-22 MTN	04/17/2019	4,998,100.00	2.650	04/12/2022	5,000,000.00	2.663	1019
912828WZ9	233221	1020	T 1 3-4 04-30-22	07/27/2017	14,922,656.25	1.750	04/30/2022	15,000,000.00	1.863	1037
88059EHHO	178620	2000	TVA STRIP	10/25/2006	652,987.44	.000	05/01/2022	1,512,000.00	5.484	1038
88059EHHO	179128	2000	TVA STRIP	12/04/2006	330,466.68	.000	05/01/2022	718,000.00	5.100	1038
19416ODZ0	238546	1030	CL 2.3 05-03-22 MTN	10/12/2018	6,729,307.90	2.300	05/03/2022	6,935,000.00	3.188	1040
037833CQ1	231272	1030	AAPL 2.3 05-11-22	05/11/2017	4,997,650.00	2.300	05/11/2022	5,000,000.00	2.310	1048
458140BB5	235810	1030	INTC 2.35 05-11-22	04/06/2018	6,078,233.92	2.350	05/11/2022	6,224,000.00	2.961	1048
037833CQ1	240319	1030	AAPL 2.3 05-11-22	04/12/2019	4,963,400.00	2.300	05/11/2022	5,000,000.00	2.548	1048
459200JX0	241478	1030	IBM 2.85 05-13-22	05/31/2019	5,025,900.00	2.850	05/13/2022	5,000,000.00	2.666	1050
912833LH1	181168	2000	US TREASURY STRIP	05/31/2007	23,210.00	.000	05/15/2022	50,000.00	5.198	1052
912833LH1	181416	2000	US TREASURY STRIP	06/26/2007	22,522.00	.000	05/15/2022	50,000.00	5.430	1052
912833LH1	181557	2000	US TREASURY STRIP	07/06/2007	22,978.50	.000	05/15/2022	50,000.00	5.301	1052
912833LH1	181863	2000	US TREASURY STRIP	07/30/2007	46,659.00	.000	05/15/2022	100,000.00	5.220	1052
912833LH1	186335	2010	US TREASURY STRIP	05/22/2008	3,945,766.10	.000	05/15/2022	7,538,000.00	4.684	1052
912833LH1	186421	2000	US TREASURY STRIP	05/27/2008	26,382.50	.000	05/15/2022	50,000.00	4.630	1052
912833LH1	186666	2000	US TREASURY STRIP	06/09/2008	14,231.00	.000	05/15/2022	25,000.00	4.085	1052
912833LH1	187229	2000	US TREASURY STRIP	07/11/2008	5,315.50	.000	05/15/2022	10,000.00	4.617	1052
912833LH1	192217	2000	US TREASURY STRIP	05/13/2009	85,515.00	.000	05/15/2022	150,000.00	4.368	1052
912833LH1	193236	2000	US TREASURY STRIP	08/18/2009	28,103.67	.000	05/15/2022	50,000.00	4.573	1052
912833LH1	197101	2000	US TREASURY STRIP	05/11/2010	186,893.17	.000	05/15/2022	306,000.00	4.147	1052
912833LH1	197196	2000	US TREASURY STRIP	05/14/2010	15,253.25	.000	05/15/2022	25,000.00	4.159	1052
912833LH1	198376	2000	US TREASURY STRIP	06/30/2010	32,457.50	.000	05/15/2022	50,000.00	3.672	1052
912833LH1	198702	2000	US TREASURY STRIP	07/13/2010	64,500.00	.000	05/15/2022	100,000.00	3.738	1052
912833LH1	205476	2000	US TREASURY STRIP	05/09/2011	66,326.00	.000	05/15/2022	100,000.00	3.762	1052
912833LH1	206121	2000	US TREASURY STRIP	06/13/2011	68,827.00	.000	05/15/2022	100,000.00	3.450	1052
912833LH1	206333	2000	US TREASURY STRIP	06/23/2011	34,390.50	.000	05/15/2022	50,000.00	3.465	1052
912833LH1	206373	2000	US TREASURY STRIP	06/27/2011	34,353.50	.000	05/15/2022	50,000.00	3.479	1052



Run Date: 7/2/2019 7:43:02 AM

Investments Outstanding As Of Date: 6/28/2019

INVENTORY BY MATURITY REPORT

CUSIP	Investment #	Fund	Issuer	Purchase Date	Current Book	Current Rate	Maturity Date	Current Par	YTM	Days to Maturity
912833LH1	210180	2000	US TREASURY STRIP	05/16/2012	41,028.50	.000	05/15/2022	50,000.00	1.988	1052
912833LH1	210395	2000	US TREASURY STRIP	06/06/2012	42,642.00	.000	05/15/2022	50,000.00	1.608	1052
912833LH1	210601	2000	US TREASURY STRIP	06/25/2012	41,952.50	.000	05/15/2022	50,000.00	1.783	1052
912833LH1	214705	2000	US TREASURY STRIP	06/17/2013	41,361.50	.000	05/15/2022	50,000.00	2.140	1052
912833LH1	218184	2000	US TREASURY STRIP	06/26/2014	41,232.00	.000	05/15/2022	50,000.00	2.460	1052
912833LH1	218210	2000	US TREASURY STRIP	06/27/2014	41,138.50	.000	05/15/2022	50,000.00	2.490	1052
912833LH1	218580	2000	US TREASURY STRIP	07/31/2014	41,615.50	.000	05/15/2022	50,000.00	2.370	1052
912833LH1	222624	2000	US TREASURY STRIP	05/21/2015	217,085.00	.000	05/15/2022	250,000.00	2.032	1052
912833LH1	226887	2000	US TREASURY STRI ZERO-% 5	05/26/2016	109,060.80	.000	05/15/2022	120,000.00	1.608	1052
912833LH1	227314	2000	US TREASURY STRI ZERO-% 5	07/15/2016	46,507.50	.000	05/15/2022	50,000.00	1.245	1052
912833LH1	227498	2000	US TREASURY STRI ZERO-% 5	07/29/2016	37,063.20	.000	05/15/2022	40,000.00	1.320	1052
912833LH1	227669	2000	US TREASURY STRI ZERO-% 5	08/12/2016	92,731.00	.000	05/15/2022	100,000.00	1.315	1052
912833LH1	231304	2000	S 0 05-15-22	05/11/2017	36,169.60	.000	05/15/2022	40,000.00	2.019	1052
912833LH1	231587	2000	S 0 05-15-22	06/02/2017	36,460.80	.000	05/15/2022	40,000.00	1.880	1052
912833LH1	237031	2000	S 0 05-15-22	06/14/2018	35,912.40	.000	05/15/2022	40,000.00	2.770	1052
912833LH1	237316	2000	S 0 05-15-22	07/06/2018	36,041.20	.000	05/15/2022	40,000.00	2.719	1052
912833LH1	237405	2000	S 0 05-15-22	07/12/2018	36,029.60	.000	05/15/2022	40,000.00	2.739	1052
084664BT7	238846	1030	BRK 3 05-15-22	11/08/2018	9,886,300.00	3.000	05/15/2022	10,000,000.00	3.345	1052
912833LH1	241255	2000	S 0 05-15-22	05/09/2019	37,356.00	.000	05/15/2022	40,000.00	2.280	1052
912833LH1	241679	2000	S 0 05-15-22	06/21/2019	37,934.40	.000	05/15/2022	40,000.00	1.837	1052
3134GBNA6	231332	1010	FHLMC 2.05 05-25-22 0000	05/25/2017	9,982,500.00	2.050	05/25/2022	10,000,000.00	2.087	1062
3134GB3D2	234331	1010	FHLMC 2.2 05-25-22	11/29/2017	10,000,000.00	2.200	05/25/2022	10,000,000.00	2.200	1062
191216CF5	235310	1030	KO 2.2 05-25-22	02/23/2018	2,437,625.00	2.200	05/25/2022	2,500,000.00	2.826	1062
191216CF5	241542	1030	KO 2.2 05-25-22	06/06/2019	5,003,370.00	2.200	05/25/2022	5,000,000.00	2.176	1062
912828XR6	231877	1020	T 1 3-4 05-31-22	06/28/2017	9,979,687.50	1.750	05/31/2022	10,000,000.00	1.793	1068
912828XR6	234073	1020	T 1 3-4 05-31-22	10/19/2017	9,910,156.25	1.750	05/31/2022	10,000,000.00	1.954	1068
3134GBRM6	240149	1010	FHLMC 2.1 06-08-22	03/26/2019	2,429,199.50	2.100	06/08/2022	2,450,000.00	2.377	1076
3134GTUJ0	241702	1010	FHLMC 2 1-2 06-17-22	06/19/2019	5,000,000.00	2.500	06/17/2022	5,000,000.00	2.500	1085
3130A8HC0	240298	1010	FHLB 1.8 06-23-22	04/09/2019	979,970.00	1.800	06/23/2022	1,000,000.00	2.453	1091
3134GTWC3	241742	1010	FHLMC 2.15 06-24-22	06/24/2019	2,500,000.00	2.150	06/24/2022	2,500,000.00	2.150	1092
88579YAF8	234396	1030	MMM 2 06-26-22 MTN	11/20/2017	987,320.00	2.000	06/26/2022	1,000,000.00	2.292	1094
3133EH4T7	234627	1010	FFCB 2.44 06-27-22	12/27/2017	10,000,000.00	2.440	06/27/2022	10,000,000.00	2.440	1095
3134GSAGO	234603	1010	FHLMC 2.35 06-28-22	12/28/2017	4,550,000.00	2.350	06/28/2022	4,550,000.00	2.350	1096





Run Date: 7/2/2019 7:43:02 AM

Investments Outstanding As Of Date: 6/28/2019

INVENTORY BY MATURITY REPORT

CUSIP	Investment #	Fund	Issuer	Purchase Date	Current Book	Current Rate	Maturity Date	Current Par	YTM	Days to Maturity
3134GBTS1	231702	1010	FHLMC 2 1-8 06-29-22	06/29/2017	6,250,000.00	2.125	06/29/2022	6,250,000.00	2.125	1097
3134GBTS1	231829	1010	FHLMC 2 1-8 06-29-22	06/29/2017	10,000,000.00	2.125	06/29/2022	10,000,000.00	2.125	1097
912828XW5	231908	1020	T 1 3-4 06-30-22	06/30/2017	9,959,375.00	1.750	06/30/2022	10,000,000.00	1.835	1098
912828XW5	233003	1020	T 1 3-4 06-30-22	07/05/2017	9,930,468.75	1.750	06/30/2022	10,000,000.00	1.897	1098
912828XW5	234770	1020	T 1 3-4 06-30-22	01/08/2018	19,599,218.75	1.750	06/30/2022	20,000,000.00	2.223	1098
89236TCQ6	241371	1030	TOYOTA 2.8 07-13-22 GMTN	05/20/2019	5,030,500.00	2.800	07/13/2022	5,000,000.00	2.596	1111
9128282P4	233835	1020	T 1 7-8 07-31-22	09/28/2017	9,985,156.25	1.875	07/31/2022	10,000,000.00	1.907	1129
9128282P4	234096	1020	T 1 7-8 07-31-22	10/23/2017	9,942,968.75	1.875	07/31/2022	10,000,000.00	2.001	1129
9128282P4	235438	1020	T 1 7-8 07-31-22	03/01/2018	4,842,382.81	1.875	07/31/2022	5,000,000.00	2.635	1129
3134GSSS5	237510	1010	FHLMC 3 08-10-22	08/10/2018	10,000,000.00	3.000	08/10/2022	10,000,000.00	3.000	1139
742718EU9	233340	1030	PG 2.15 08-11-22	08/15/2017	10,015,100.00	2.150	08/11/2022	10,000,000.00	2.118	1140
742718EU9	234675	1030	PG 2.15 08-11-22	12/29/2017	7,990,654.42	2.150	08/11/2022	8,081,000.00	2.407	1140
912833LJ7	178334	2000	US TREASURY STRIP	10/04/2006	23,197.50	.000	08/15/2022	50,000.00	4.900	1144
912833LJ7	178588	2000	US TREASURY STRIP	10/26/2006	62,540.22	.000	08/15/2022	138,000.00	5.071	1144
912833LJ7	178998	2000	US TREASURY STRIP	11/28/2006	23,720.00	.000	08/15/2022	50,000.00	4.802	1144
912833LJ7	182222	2000	US TREASURY STRIP	08/28/2007	47,341.00	.000	08/15/2022	100,000.00	5.060	1144
912833LJ7	182553	2000	US TREASURY STRIP	09/25/2007	47,020.00	.000	08/15/2022	100,000.00	5.133	1144
912833LJ7	182758	2000	US TREASURY STRIP	10/05/2007	48,316.00	.000	08/15/2022	100,000.00	4.955	1144
912833LJ7	188069	2000	US TREASURY STRIP	09/15/2008	27,700.00	.000	08/15/2022	50,000.00	4.289	1144
912833LJ7	188164	2010	US TREASURY STRIP	09/22/2008	324,547.20	.000	08/15/2022	576,000.00	4.171	1144
912833LJ7	193255	2000	US TREASURY STRIP	08/18/2009	55,853.25	.000	08/15/2022	100,000.00	4.534	1144
912833LJ7	199562	2000	US TREASURY STRIP	08/13/2010	32,907.50	.000	08/15/2022	50,000.00	3.515	1144
912833LJ7	200625	2000	US TREASURY STRIP	09/24/2010	67,660.00	.000	08/15/2022	100,000.00	3.313	1144
912833LJ7	207492	2000	US TREASURY STRIP	09/23/2011	38,898.50	.000	08/15/2022	50,000.00	2.318	1144
912833LJ7	207862	2000	US TREASURY STRIP	10/31/2011	76,036.00	.000	08/15/2022	100,000.00	2.555	1144
912833LJ7	207915	2000	US TREASURY STRIP	11/03/2011	37,998.00	.000	08/15/2022	50,000.00	2.562	1144
912833LJ7	211241	2000	US TREASURY STRIP	08/17/2012	41,780.50	.000	08/15/2022	50,000.00	1.805	1144
912833LJ7	211301	2000	US TREASURY STRIP	08/22/2012	82,580.00	.000	08/15/2022	100,000.00	1.927	1144
912833LJ7	215296	2000	US TREASURY STRIP	08/16/2013	39,420.00	.000	08/15/2022	50,000.00	2.660	1144
912833LJ7	215619	2000	US TREASURY STRIP	09/26/2013	39,489.50	.000	08/15/2022	50,000.00	2.673	1144
912833LJ7	215883	2000	US TREASURY STRIP	11/01/2013	80,560.00	.000	08/15/2022	100,000.00	2.475	1144
912833LJ7	218838	2000	US TREASURY STRIP	08/28/2014	332,868.00	.000	08/15/2022	400,000.00	2.320	1144
912833LJ7	219030	2000	US TREASURY STRIP	09/18/2014	82,300.00	.000	08/15/2022	100,000.00	2.479	1144



Run Date: 7/2/2019 7:43:02 AM

Investments Outstanding As Of Date: 6/28/2019

INVENTORY BY MATURITY REPORT

CUSIP	Investment #	Fund	Issuer	Purchase Date	Current Book	Current Rate	Maturity Date	Current Par	YTM	Days to Maturity
912833LJ7	219291	2000	US TREASURY STRIP	10/17/2014	33,925.60	.000	08/15/2022	40,000.00	2.115	1144
912833LJ7	224330	2000	USTREASURYSTRIP	10/08/2015	88,473.00	.000	08/15/2022	100,000.00	1.795	1144
912833LJ7	224484	2000	USTREASURYSTRIP	10/22/2015	88,325.00	.000	08/15/2022	100,000.00	1.830	1144
912833LJ7	224553	2000	USTREASURYSTRIP	10/29/2015	35,230.00	.000	08/15/2022	40,000.00	1.877	1144
912833LJ7	228090	2000	US TREASURY STRI ZERO-% 8	09/23/2016	46,053.00	.000	08/15/2022	50,000.00	1.400	1144
912833LJ7	228286	2000	US TREASURY STRI ZERO-% 8	10/14/2016	229,382.50	.000	08/15/2022	250,000.00	1.480	1144
912833LJ7	234129	2000	S 0 08-15-22	10/26/2017	36,300.80	.000	08/15/2022	40,000.00	2.030	1144
912833LJ7	234153	2000	S 0 08-15-22	10/26/2017	45,376.00	.000	08/15/2022	50,000.00	2.030	1144
912833LJ7	234188	2000	S 0 08-15-22	10/27/2017	22,678.50	.000	08/15/2022	25,000.00	2.040	1144
912833LJ7	237891	2000	S 0 08-15-22	08/23/2018	107,770.80	.000	08/15/2022	120,000.00	2.720	1144
912833LJ7	237918	2000	S 0 08-15-22	08/23/2018	35,923.60	.000	08/15/2022	40,000.00	2.720	1144
912833LJ7	237931	2000	S 0 08-15-22	08/23/2018	224,560.00	.000	08/15/2022	250,000.00	2.716	1144
912833LJ7	238208	2000	S 0 08-15-22	09/13/2018	35,843.20	.000	08/15/2022	40,000.00	2.818	1144
912833LJ7	238691	2000	S 0 08-15-22	10/25/2018	356,804.00	.000	08/15/2022	400,000.00	3.024	1144
3130ACBU7	233457	1010	FHLB 1.3 08-26-22	08/30/2017	15,000,000.00	2.350	08/26/2022	15,000,000.00	2.350	1155
9128282S8	233680	1020	T 1 5-8 08-31-22	09/15/2017	9,925,000.00	1.625	08/31/2022	10,000,000.00	1.784	1160
3130ACC51	233538	1010	FHLB 2.05 09-01-22	09/01/2017	10,000,000.00	2.050	09/01/2022	10,000,000.00	2.050	1161
3130ACCA0	233478	1010	FHLB 1.3 09-07-22	09/07/2017	15,000,000.00	2.340	09/07/2022	15,000,000.00	2.340	1167
44932HAC7	233601	1030	IBM 2.2 09-08-22	09/08/2017	5,007,950.00	2.200	09/08/2022	5,000,000.00	2.166	1168
44932HAC7	234330	1030	IBM 2.2 09-08-22	11/13/2017	4,940,050.00	2.200	09/08/2022	5,000,000.00	2.465	1168
89236TEC5	237425	1030	TOYOTA 2.15 09-08-22 MTN	07/12/2018	2,324,400.65	2.150	09/08/2022	2,431,000.00	3.287	1168
3134A4BW3	178619	2000	FHLMC STRIP	10/25/2006	928,044.36	.000	09/15/2022	2,166,000.00	5.406	1175
3130ACCY8	233585	1010	FHLB 2 09-15-22	09/15/2017	10,000,000.00	2.000	09/15/2022	10,000,000.00	2.000	1175
589331AT4	233710	1030	MRK 2.4 09-15-22	09/20/2017	5,895,810.80	2.400	09/15/2022	5,819,000.00	2.120	1175
589331AT4	234427	1030	MRK 2.4 09-15-22	11/24/2017	4,992,000.00	2.400	09/15/2022	5,000,000.00	2.435	1175
589331AT4	240222	1030	MRK 2.4 09-15-22	04/04/2019	5,130,355.48	2.400	09/15/2022	5,150,000.00	2.516	1175
46625HJE1	234372	1030	JP MORGAN CHASE 3.25 09-23	11/15/2017	2,562,325.00	3.250	09/23/2022	2,500,000.00	2.698	1183
3130ACF66	239463	1010	FHLB 2.15 09-26-22	01/15/2019	4,892,500.00	2.150	09/26/2022	5,000,000.00	2.765	1186
3130ACF66	239532	1010	FHLB 2.15 09-26-22	01/22/2019	4,880,000.00	2.150	09/26/2022	5,000,000.00	2.841	1186
3134GBK84	233701	1010	FHLMC 2 09-27-22 0000	09/27/2017	12,600,000.00	2.000	09/27/2022	12,600,000.00	2.000	1187
3130AEWM8	241516	1010	FHLB 3 09-28-22	05/31/2019	4,031,556.72	3.000	09/28/2022	4,000,000.00	2.749	1188
3130ACET7	233650	1010	FHLB 1.3 09-29-22	09/29/2017	15,000,000.00	2.300	09/29/2022	15,000,000.00	2.300	1189
9128282W9	233872	1020	T 1 7-8 09-30-22	10/04/2017	9,970,312.50	1.875	09/30/2022	10,000,000.00	1.938	1190



Run Date: 7/2/2019 7:43:02 AM

Investments Outstanding As Of Date: 6/28/2019

INVENTORY BY MATURITY REPORT

CUSIP	Investment #	Fund	Issuer	Purchase Date	Current Book	Current Rate	Maturity Date	Current Par	YTM	Days to Maturity
912828L57	234010	1020	T 1 3-4 09-30-22	10/13/2017	9,901,562.50	1.750	09/30/2022	10,000,000.00	1.959	1190
9128282W9	234850	1020	T 1 7-8 09-30-22	01/19/2018	9,769,531.25	1.875	09/30/2022	10,000,000.00	2.397	1190
369604BD4	234405	1030	GE 2.7 10-09-22	11/20/2017	1,295,418.88	2.700	10/09/2022	1,288,000.00	2.573	1199
3130ACGF5	233713	1010	FHLB 1.3 10-12-22	10/12/2017	15,000,000.00	2.350	10/12/2022	15,000,000.00	2.350	1202
3130ACKG8	233907	1010	FHLB 2.2 10-24-22	10/24/2017	10,000,000.00	2.200	10/24/2022	10,000,000.00	2.200	1214
3130ACLM4	233922	1010	FHLB 1.3 10-25-22	10/25/2017	15,000,000.00	2.375	10/25/2022	15,000,000.00	2.375	1215
3134GBR20	233958	1010	FHLMC 2 10-26-22	10/26/2017	5,000,000.00	2.000	10/26/2022	5,000,000.00	2.000	1216
3130ACQ64	234124	1010	FHLB 2 10-26-22	10/30/2017	10,000,000.00	2.000	10/26/2022	10,000,000.00	2.000	1216
3134GBV66	234204	1010	FHLMC 2 1-4 10-26-22	10/30/2017	8,930,000.00	2.250	10/26/2022	8,930,000.00	2.250	1216
9128283C2	234382	1020	T 2 10-31-22	11/15/2017	9,971,093.75	2.000	10/31/2022	10,000,000.00	2.062	1221
9128283C2	234417	1020	T 2 10-31-22	11/21/2017	9,966,406.25	2.000	10/31/2022	10,000,000.00	2.072	1221
88059EHJ6	50860	2000	TVA STRIP	04/13/1998	3,264,977.32	.000	11/01/2022	14,828,000.00	6.260	1222
3134GBU26	234104	1010	FHLMC 2.3 11-03-22	11/03/2017	10,000,000.00	2.300	11/03/2022	10,000,000.00	2.300	1224
594918BH6	239007	1030	MSFT 2.65 11-03-22	11/28/2018	2,445,300.00	2.650	11/03/2022	2,500,000.00	3.247	1224
912833LK4	179296	2000	US TREASURY STRIP	12/18/2006	117,020.00	.000	11/15/2022	250,000.00	4.829	1236
912833LK4	183732	2000	US TREASURY STRIP	12/05/2007	25,535.00	.000	11/15/2022	50,000.00	4.547	1236
912833LK4	183939	2000	US TREASURY STRIP	12/19/2007	48,809.00	.000	11/15/2022	100,000.00	4.870	1236
912833LK4	184229	2000	US TREASURY STRIP	01/10/2008	77,070.00	.000	11/15/2022	150,000.00	4.536	1236
912833LK4	189216	2000	US TREASURY STRIP	11/21/2008	52,153.00	.000	11/15/2022	100,000.00	4.710	1236
912833LK4	189262	2000	US TREASURY STRIP	11/21/2008	2,850.00	.000	11/15/2022	5,000.00	4.061	1236
912833LK4	189961	2000	US TREASURY STRIP	01/12/2009	149,395.00	.000	11/15/2022	250,000.00	3.755	1236
912833LK4	190249	2000	US TREASURY STRIP	02/04/2009	56,864.00	.000	11/15/2022	100,000.00	4.140	1236
912833LK4	194195	2000	US TREASURY STRIP	11/24/2009	58,187.00	.000	11/15/2022	100,000.00	4.217	1236
912833LK4	194728	2000	US TREASURY STRIP	01/28/2010	28,850.50	.000	11/15/2022	50,000.00	4.344	1236
912833LK4	201934	2000	US TREASURY STRIP	11/17/2010	33,330.00	.000	11/15/2022	50,000.00	3.410	1236
912833LK4	202149	2000	US TREASURY STRIP	11/24/2010	32,553.00	.000	11/15/2022	50,000.00	3.616	1236
912833LK4	203389	2000	US TREASURY STRIP	01/31/2011	62,330.00	.000	11/15/2022	100,000.00	4.051	1236
912833LK4	212191	2000	US TREASURY STRIP	11/30/2012	126,030.00	.000	11/15/2022	150,000.00	1.756	1236
912833LK4	212335	2000	US TREASURY STRIP	12/13/2012	295,326.50	.000	11/15/2022	350,000.00	1.719	1236
912833LK4	212650	2000	US TREASURY STRIP	01/17/2013	41,372.00	.000	11/15/2022	50,000.00	1.937	1236
912833LK4	216070	2000	US TREASURY STRIP	11/21/2013	39,487.00	.000	11/15/2022	50,000.00	2.645	1236
912833LK4	216415	2000	US TREASURY STRIP	01/09/2014	77,212.00	.000	11/15/2022	100,000.00	2.944	1236
912833LK4	219692	2000	US TREASURY STRIP	11/20/2014	208,682.50	.000	11/15/2022	250,000.00	2.275	1236



Run Date: 7/2/2019 7:43:02 AM

Investments Outstanding As Of Date: 6/28/2019

INVENTORY BY MATURITY REPORT

CUSIP	Investment #	Fund	Issuer	Purchase Date	Current Book	Current Rate	Maturity Date	Current Par	YTM	Days to Maturity
912833LK4	220245	2000	US TREASURY STRIP	01/09/2015	43,204.50	.000	11/15/2022	50,000.00	1.870	1236
912833LK4	220347	2000	US TREASURY STRIP	01/20/2015	86,821.00	.000	11/15/2022	100,000.00	1.816	1236
912833LK4	220433	2000	US TREASURY STRIP	01/26/2015	87,629.00	.000	11/15/2022	100,000.00	1.700	1236
912833LK4	220454	2000	US TREASURY STRIP	01/26/2015	43,755.00	.000	11/15/2022	50,000.00	1.718	1236
912833LK4	220473	2000	US TREASURY STRIP	01/26/2015	35,002.80	.000	11/15/2022	40,000.00	1.718	1236
912833LK4	220502	2000	US TREASURY STRIP	01/27/2015	218,745.00	.000	11/15/2022	250,000.00	1.720	1236
912833LK4	220606	2000	US TREASURY STRIP	01/29/2015	218,097.50	.000	11/15/2022	250,000.00	1.760	1236
912833LK4	225015	2000	USTREASURYSTRIP	12/24/2015	216,370.00	.000	11/15/2022	250,000.00	2.107	1236
912833LK4	225342	2000	USTREASURYSTRIP	02/04/2016	88,675.00	.000	11/15/2022	100,000.00	1.781	1236
912833LK4	228571	2000	US TREASURY STRI ZERO-% 1	11/14/2016	17,303.68	.000	11/15/2022	19,000.00	1.564	1236
912833LK4	229108	2000	S 0 11-15-22	01/12/2017	17,652.00	.000	11/15/2022	20,000.00	2.150	1236
912833LK4	229110	2000	S 0 11-15-22	01/12/2017	17,652.00	.000	11/15/2022	20,000.00	2.150	1236
912833LK4	229271	2000	S 0 11-15-22	01/26/2017	220,705.00	.000	11/15/2022	250,000.00	2.160	1236
912833LK4	229397	2000	S 0 11-15-22	02/02/2017	35,246.80	.000	11/15/2022	40,000.00	2.200	1236
912833LK4	234357	2000	S 0 11-15-22	11/16/2017	89,998.00	.000	11/15/2022	100,000.00	2.120	1236
912833LK4	234930	2000	S 0 11-15-22	01/25/2018	35,601.20	.000	11/15/2022	40,000.00	2.440	1236
912833LK4	235056	2000	S 0 11-15-22	02/02/2018	35,552.80	.000	11/15/2022	40,000.00	2.480	1236
19416QEO	237855	1030	CL 2 1-4 11-15-22 GMTN	08/20/2018	4,386,999.75	2.250	11/15/2022	4,515,000.00	2.967	1236
3133EHS38	240318	1010	FFCB 2.23 11-15-22	04/11/2019	1,781,358.00	2.230	11/15/2022	1,795,000.00	2.452	1236
02665WCA7	237859	1030	HNDA 2.6 11-16-22 MTN	08/20/2018	1,785,005.28	2.600	11/16/2022	1,831,000.00	3.238	1237
02665WCA7	237868	1030	HNDA 2.6 11-16-22 MTN	08/21/2018	976,210.00	2.600	11/16/2022	1,000,000.00	3.204	1237
3130ACRA4	234255	1010	FHLB 1 1-2 11-22-22 0000	11/22/2017	15,000,000.00	2.625	11/22/2022	15,000,000.00	2.625	1243
3134GBY63	234261	1010	FHLMC 2.4 11-28-22	11/28/2017	5,000,000.00	2.400	11/28/2022	5,000,000.00	2.400	1249
14913Q2E8	235618	1030	CAT 2.55 11-29-22 MTN	03/14/2018	4,877,700.00	2.550	11/29/2022	5,000,000.00	3.112	1250
14913Q2E8	240328	1030	CAT 2.55 11-29-22 MTN	04/15/2019	4,975,700.00	2.550	11/29/2022	5,000,000.00	2.691	1250
912828M80	234483	1020	T 2 11-30-22	12/01/2017	9,952,792.00	2.000	11/30/2022	10,000,000.00	2.100	1251
912828M80	234534	1020	T 2 11-30-22	12/11/2017	9,933,593.75	2.000	11/30/2022	10,000,000.00	2.142	1251
912828M80	234617	1020	T 2 11-30-22	12/20/2017	9,896,093.75	2.000	11/30/2022	10,000,000.00	2.223	1251
166764AB6	235349	1030	CVX 2.355 12-05-22	02/27/2018	4,867,050.00	2.355	12/05/2022	5,000,000.00	2.956	1256
166764AB6	235506	1030	CVX 2.355 12-05-22	03/07/2018	1,458,390.00	2.355	12/05/2022	1,500,000.00	2.986	1256
931142DU4	234520	1030	WMT 2.35 12-15-22	12/15/2017	4,986,200.00	2.350	12/15/2022	5,000,000.00	2.408	1266
458140AM2	234546	1030	INTC 2.7 12-15-22	12/15/2017	5,047,250.00	2.700	12/15/2022	5,000,000.00	2.498	1266
931142DU4	240064	1030	WMT 2.35 12-15-22	03/15/2019	4,936,800.00	2.350	12/15/2022	5,000,000.00	2.706	1266



Run Date: 7/2/2019 7:43:02 AM

Investments Outstanding As Of Date: 6/28/2019

INVENTORY BY MATURITY REPORT

CUSIP	Investment #	Fund	Issuer	Purchase Date	Current Book	Current Rate	Maturity Date	Current Par	YTM	Days to Maturity
931142DU4	240260	1030	WMT 2.35 12-15-22	04/08/2019	4,959,895.50	2.350	12/15/2022	5,000,000.00	2.579	1266
458140AM2	241019	1030	INTC 2.7 12-15-22	04/29/2019	4,042,951.50	2.700	12/15/2022	4,025,000.00	2.570	1266
458140AM2	241226	1030	INTC 2.7 12-15-22	05/06/2019	6,181,399.69	2.700	12/15/2022	6,169,000.00	2.641	1266
3134GB7M8	234522	1010	FHLMC 1.65 12-29-22	12/29/2017	15,000,000.00	2.770	12/29/2022	15,000,000.00	2.770	1280
3134GB7F3	234535	1010	FHLMC 2 1-2 12-29-22	12/29/2017	4,000,000.00	2.500	12/29/2022	4,000,000.00	2.500	1280
912828N30	234790	1020	T 2 1-8 12-31-22	01/10/2018	4,958,593.75	2.125	12/31/2022	5,000,000.00	2.302	1282
912828N30	234811	1020	T 2 1-8 12-31-22	01/16/2018	4,942,187.50	2.125	12/31/2022	5,000,000.00	2.374	1282
912828N30	234881	1020	T 2 1-8 12-31-22	01/22/2018	4,930,468.75	2.125	12/31/2022	5,000,000.00	2.425	1282
912828N30	236831	1020	T 2 1-8 12-31-22	05/18/2018	9,659,375.00	2.125	12/31/2022	10,000,000.00	2.918	1282
3134GSBJ3	234650	1010	FHLMC 1.65 1-12-23	01/12/2018	15,000,000.00	2.800	01/12/2023	15,000,000.00	2.800	1294
037833DE7	240246	1030	AAPL 2.4 01-13-23	04/05/2019	4,956,750.00	2.400	01/13/2023	5,000,000.00	2.642	1295
31359YCM7	173957	2000	FNMA STRIP	12/13/2005	130,752.99	.000	01/15/2023	317,000.00	5.250	1297
88059ENC4	179702	2000	TVA STRIP	01/31/2007	63,690.00	.000	01/15/2023	150,000.00	5.441	1297
3134GTBR3	240162	1010	FHLMC 2 1-2 01-17-23	04/17/2019	15,000,000.00	2.500	01/17/2023	15,000,000.00	2.500	1299
3134GSCD5	234783	1010	FHLMC 2.55 01-30-23 0001	01/30/2018	10,000,000.00	2.550	01/30/2023	10,000,000.00	2.550	1312
3134GSRS6	237428	1010	FHLMC 3 01-30-23	07/30/2018	5,200,000.00	3.000	01/30/2023	5,200,000.00	3.000	1312
9128283U2	235035	1020	T 2 3-8 01-31-23	01/31/2018	4,978,125.00	2.375	01/31/2023	5,000,000.00	2.469	1313
9128283U2	235899	1020	T 2 3-8 01-31-23	04/17/2018	14,789,062.50	2.375	01/31/2023	15,000,000.00	2.689	1313
19416QEA4	235011	1030	CL 1.95 02-01-23 MTN	02/01/2018	9,647,400.00	1.950	02/01/2023	10,000,000.00	2.709	1314
46513YCC0	235139	1010	ISRAEL BOND	02/15/2018	10,000,000.00	3.640	02/01/2023	10,000,000.00	3.640	1314
46513YGQ5	235141	1010	ISRAEL BOND FLOATING RATE	02/15/2018	5,000,000.00	3.563	02/01/2023	5,000,000.00	3.563	1314
44932HAH6	235228	1030	IBM 3 02-06-23	02/15/2018	4,987,350.00	3.000	02/06/2023	5,000,000.00	3.055	1319
31358CZ90	143510	2000	FNMA STRIP	08/10/2000	471,386.65	.000	02/07/2023	2,135,000.00	6.830	1320
3130AFC88	238726	1010	FHLB 3.22 02-13-23	11/13/2018	10,000,000.00	3.220	02/13/2023	10,000,000.00	3.220	1326
313490CK8	49399	2000	FED JUDICIARY	03/30/1998	716,040.00	.000	02/15/2023	3,400,000.00	6.362	1328
912833LL2	180370	2000	US TREASURY STRIP	04/03/2007	22,905.50	.000	02/15/2023	50,000.00	4.980	1328
912833LL2	180522	2000	US TREASURY STRIP	04/12/2007	45,059.00	.000	02/15/2023	100,000.00	5.095	1328
912833LL2	180738	2000	US TREASURY STRIP	04/30/2007	46,014.00	.000	02/15/2023	100,000.00	4.975	1328
912833LL2	184840	2000	US TREASURY STRIP	02/28/2008	4,939.02	.000	02/15/2023	10,000.00	4.770	1328
912833LL2	185230	2000	US TREASURY STRIP	03/27/2008	5,210.00	.000	02/15/2023	10,000.00	4.428	1328
912833LL2	185273	2000	US TREASURY STRIP	03/28/2008	25,818.50	.000	02/15/2023	50,000.00	4.490	1328
912833LL2	185599	2000	US TREASURY STRIP	04/16/2008	26,218.00	.000	02/15/2023	50,000.00	4.400	1328
912833LL2	185618	2000	US TREASURY STRIP	04/16/2008	5,260.00	.000	02/15/2023	10,000.00	4.379	1328



Run Date: 7/2/2019 7:43:02 AM

Investments Outstanding As Of Date: 6/28/2019

INVENTORY BY MATURITY REPORT

CUSIP	Investment #	Fund	Issuer	Purchase Date	Current Book	Current Rate	Maturity Date	Current Par	YTM	Days to Maturity
912833LL2	185885	2000	US TREASURY STRIP	04/28/2008	12,570.50	.000	02/15/2023	25,000.00	4.700	1328
912833LL2	190599	2000	US TREASURY STRIP	02/27/2009	28,794.50	.000	02/15/2023	50,000.00	3.990	1328
912833LL2	190830	2000	US TREASURY STRIP	03/20/2009	28,901.50	.000	02/15/2023	50,000.00	3.980	1328
912833LL2	190956	2000	US TREASURY STRIP	03/30/2009	59,081.00	.000	02/15/2023	100,000.00	3.827	1328
912833LL2	191122	2000	US TREASURY STRIP	04/13/2009	3,000.00	.000	02/15/2023	5,000.00	3.725	1328
912803BB8	191213	2000	US TREASURY STRIP (P)	04/16/2009	29,076.50	.000	02/15/2023	50,000.00	3.957	1328
912803BB8	191860	2000	US TREASURY STRIP (P)	04/24/2009	29,230.00	.000	02/15/2023	50,000.00	3.925	1328
912833LL2	194858	2000	US TREASURY STRIP	02/08/2010	56,026.00	.000	02/15/2023	100,000.00	4.500	1328
912833LL2	195183	2000	US TREASURY STRIP	03/03/2010	28,166.50	.000	02/15/2023	50,000.00	4.479	1328
912833LL2	195390	2000	US TREASURY STRIP	03/12/2010	56,065.00	.000	02/15/2023	100,000.00	4.525	1328
912833LL2	195859	2000	US TREASURY STRIP	04/08/2010	27,596.50	.000	02/15/2023	50,000.00	4.677	1328
912833LL2	196884	2000	US TREASURY STRIP	04/30/2010	28,595.50	.000	02/15/2023	50,000.00	4.415	1328
912833LL2	203858	2000	US TREASURY STRIP	02/28/2011	30,677.50	.000	02/15/2023	50,000.00	4.125	1328
912833LL2	204505	2000	US TREASURY STRIP	04/12/2011	60,977.00	.000	02/15/2023	100,000.00	4.220	1328
912833LL2	205418	2000	US TREASURY STRIP	05/05/2011	63,064.00	.000	02/15/2023	100,000.00	3.952	1328
912833LL2	208701	2000	US TREASURY STRIP	02/16/2012	38,882.00	.000	02/15/2023	50,000.00	2.300	1328
912833LL2	208872	2000	US TREASURY STRIP	03/05/2012	78,016.00	.000	02/15/2023	100,000.00	2.281	1328
912833LL2	209011	2000	US TREASURY STRIP	03/19/2012	37,599.00	.000	02/15/2023	50,000.00	2.630	1328
912833LL2	209136	2000	US TREASURY STRIP	04/05/2012	38,044.00	.000	02/15/2023	50,000.00	2.532	1328
912833LL2	209928	2000	US TREASURY STRIP	04/30/2012	39,096.50	.000	02/15/2023	50,000.00	2.292	1328
912833LL2	213288	2000	US TREASURY STRIP	03/25/2013	40,822.50	.000	02/15/2023	50,000.00	2.060	1328
912833LL2	213360	2000	US TREASURY STRIP	03/28/2013	81,786.00	.000	02/15/2023	100,000.00	2.044	1328
912833LL2	213437	2000	US TREASURY STRIP	04/04/2013	41,317.50	.000	02/15/2023	50,000.00	1.942	1328
912833LL2	213504	2000	US TREASURY STRIP	04/12/2013	83,508.00	.000	02/15/2023	100,000.00	1.839	1328
912833LL2	214255	2000	US TREASURY STRIP	05/02/2013	84,236.00	.000	02/15/2023	100,000.00	1.760	1328
912833LL2	216910	2000	US TREASURY STRIP	03/21/2014	197,055.00	.000	02/15/2023	250,000.00	2.690	1328
912833LL2	220875	2000	US TREASURY STRIP	02/13/2015	34,244.80	.000	02/15/2023	40,000.00	1.950	1328
912833LL2	222349	2000	US TREASURY STRIP	04/30/2015	34,650.80	.000	02/15/2023	40,000.00	1.850	1328
912833LL2	225732	2000	USTREASURYSTRIIP	03/17/2016	35,260.80	.000	02/15/2023	40,000.00	1.832	1328
912833LL2	225759	2000	USTREASURYSTRIIP	03/17/2016	16,089.93	.000	02/15/2023	18,250.00	1.830	1328
912833LL2	229651	2000	S 0 02-15-23	02/24/2017	45,627.40	.000	02/15/2023	52,000.00	2.200	1328
912833LL2	230017	2000	S 0 02-15-23	03/24/2017	350,920.00	.000	02/15/2023	400,000.00	2.232	1328
912833LL2	230131	2000	S 0 02-15-23	03/30/2017	220,037.50	.000	02/15/2023	250,000.00	2.183	1328



Run Date: 7/2/2019 7:43:02 AM

Investments Outstanding As Of Date: 6/28/2019

INVENTORY BY MATURITY REPORT

CUSIP	Investment #	Fund	Issuer	Purchase Date	Current Book	Current Rate	Maturity Date	Current Par	YTM	Days to Maturity
912833LL2	230237	2000	S 0 02-15-23	04/06/2017	44,186.00	.000	02/15/2023	50,000.00	2.120	1328
912833LL2	230353	2000	S 0 02-15-23	04/17/2017	35,463.20	.000	02/15/2023	40,000.00	2.075	1328
912833LL2	230988	2000	S 0 02-15-23	04/28/2017	221,975.00	.000	02/15/2023	250,000.00	2.060	1328
912833LL2	235197	2000	S 0 02-15-23	02/15/2018	35,170.80	.000	02/15/2023	40,000.00	2.590	1328
912833LL2	235366	2000	S 0 02-15-23	03/01/2018	35,136.80	.000	02/15/2023	40,000.00	2.630	1328
912833LL2	235391	2000	S 0 02-15-23	03/01/2018	35,097.20	.000	02/15/2023	40,000.00	2.653	1328
912833LL2	235451	2000	S 0 02-15-23	03/05/2018	175,084.00	.000	02/15/2023	200,000.00	2.706	1328
912833LL2	235524	2000	S 0 02-15-23	03/08/2018	35,117.60	.000	02/15/2023	40,000.00	2.652	1328
912833LL2	236306	2000	S 0 02-15-23	04/26/2018	34,912.80	.000	02/15/2023	40,000.00	2.850	1328
30231GAR3	238864	1030	XOM 2.726 03-01-23	11/09/2018	2,915,490.00	2.726	03/01/2023	3,000,000.00	3.434	1342
30231GAR3	240220	1030	XOM 2.726 03-01-23	04/04/2019	5,032,750.00	2.726	03/01/2023	5,000,000.00	2.549	1342
713448CG1	241319	1030	PEP 2 3-4 03-01-23	05/14/2019	5,032,600.00	2.750	03/01/2023	5,000,000.00	2.568	1342
3130AGHM0	241401	1010	FHLB 2.55 03-03-23	06/03/2019	15,000,000.00	2.550	03/03/2023	15,000,000.00	2.550	1344
24422ETG4	236246	1030	DE 2.8 03-06-23 MTN	04/23/2018	4,886,500.00	2.800	03/06/2023	5,000,000.00	3.308	1347
3133EGTF2	239196	1010	FFCB 1.8 03-06-23	12/19/2018	12,428,910.00	1.800	03/06/2023	13,000,000.00	2.915	1347
084670BR8	235499	1030	BRK 2 3-4 03-15-23	03/15/2018	4,940,550.00	2.750	03/15/2023	5,000,000.00	3.008	1356
084670BR8	235908	1030	BRK 2 3-4 03-15-23	04/19/2018	4,904,850.00	2.750	03/15/2023	5,000,000.00	3.172	1356
084670BR8	241018	1030	BRK 2 3-4 03-15-23	04/29/2019	5,016,850.00	2.750	03/15/2023	5,000,000.00	2.658	1356
9128284D9	235878	1020	T 2 1-2 03-31-23	04/13/2018	9,931,250.00	2.500	03/31/2023	10,000,000.00	2.649	1372
9128284D9	235907	1020	T 2 1-2 03-31-23	04/18/2018	9,911,718.75	2.500	03/31/2023	10,000,000.00	2.691	1372
9128284D9	236242	1020	T 2 1-2 03-31-23	04/20/2018	9,884,375.00	2.500	03/31/2023	10,000,000.00	2.751	1372
9128284D9	236444	1020	T 2 1-2 03-31-23	04/25/2018	4,922,265.63	2.500	03/31/2023	5,000,000.00	2.840	1372
191216AZ3	236670	1030	KO 2 1-2 04-01-23	05/03/2018	4,846,250.00	2.500	04/01/2023	5,000,000.00	3.181	1373
191216AZ3	238625	1030	KO 2 1-2 04-01-23	10/19/2018	3,861,800.00	2.500	04/01/2023	4,000,000.00	3.342	1373
46647PBB1	240118	1030	JPM 3.207 04-01-23	03/25/2019	5,015,400.00	3.207	04/01/2023	5,000,000.00	3.125	1373
3134GTGD9	240297	1010	FHLMC 2.55 04-10-23	04/10/2019	15,000,000.00	2.550	04/10/2023	15,000,000.00	2.550	1382
931142DH3	235789	1030	WMT 2.55 04-11-23	04/11/2018	5,866,045.50	2.550	04/11/2023	6,018,000.00	3.099	1383
9128284L1	237508	1020	T 2 3-4 04-30-23	07/18/2018	9,999,609.38	2.750	04/30/2023	10,000,000.00	2.750	1402
19416QEC0	236538	1030	CL 2.1 05-01-23 MTN	05/02/2018	6,664,490.00	2.100	05/01/2023	7,000,000.00	3.144	1403
19416QEC0	240063	1030	CL 2.1 05-01-23 MTN	03/15/2019	4,888,250.00	2.100	05/01/2023	5,000,000.00	2.675	1403
037833AK6	238766	1030	AAPL 2.4 05-03-23	10/31/2018	4,789,500.00	2.400	05/03/2023	5,000,000.00	3.416	1405
037833AK6	240026	1030	AAPL 2.4 05-03-23	03/08/2019	4,922,000.00	2.400	05/03/2023	5,000,000.00	2.800	1405
3134GSW68	239605	1010	FHLMC 2.93 05-12-23	02/12/2019	10,000,000.00	2.930	05/12/2023	10,000,000.00	2.930	1414



Run Date: 7/2/2019 7:43:02 AM

Investments Outstanding As Of Date: 6/28/2019

INVENTORY BY MATURITY REPORT

CUSIP	Investment #	Fund	Issuer	Purchase Date	Current Book	Current Rate	Maturity Date	Current Par	YTM	Days to Maturity
912833LN8	181169	2000	US TREASURY STRIP	05/31/2007	22,092.00	.000	05/15/2023	50,000.00	5.185	1417
912833LN8	181417	2000	US TREASURY STRIP	06/26/2007	21,380.50	.000	05/15/2023	50,000.00	5.420	1417
912833LN8	181558	2000	US TREASURY STRIP	07/06/2007	21,843.00	.000	05/15/2023	50,000.00	5.291	1417
912833LN8	181864	2000	US TREASURY STRIP	07/30/2007	44,452.00	.000	05/15/2023	100,000.00	5.200	1417
912833LN8	186336	2010	US TREASURY STRIP	05/22/2008	3,749,099.68	.000	05/15/2023	7,538,000.00	4.717	1417
912833LN8	186422	2000	US TREASURY STRIP	05/27/2008	25,055.00	.000	05/15/2023	50,000.00	4.670	1417
912833LN8	186667	2000	US TREASURY STRIP	06/09/2008	13,580.25	.000	05/15/2023	25,000.00	4.129	1417
912833LN8	187230	2000	US TREASURY STRIP	07/11/2008	5,062.10	.000	05/15/2023	10,000.00	4.639	1417
912833LN8	192218	2000	US TREASURY STRIP	05/13/2009	81,210.00	.000	05/15/2023	150,000.00	4.429	1417
912833LN8	193237	2000	US TREASURY STRIP	08/18/2009	26,764.00	.000	05/15/2023	50,000.00	4.600	1417
912833LN8	197102	2000	US TREASURY STRIP	05/11/2010	177,569.35	.000	05/15/2023	306,000.00	4.227	1417
912833LN8	197197	2000	US TREASURY STRIP	05/14/2010	14,466.00	.000	05/15/2023	25,000.00	4.252	1417
912833LN8	198377	2000	US TREASURY STRIP	06/30/2010	30,733.00	.000	05/15/2023	50,000.00	3.816	1417
912833LN8	198704	2000	US TREASURY STRIP	07/13/2010	61,200.00	.000	05/15/2023	100,000.00	3.861	1417
912833LN8	205477	2000	US TREASURY STRIP	05/09/2011	62,720.00	.000	05/15/2023	100,000.00	3.920	1417
912833LN8	206122	2000	US TREASURY STRIP	06/13/2011	64,973.00	.000	05/15/2023	100,000.00	3.650	1417
912833LN8	206332	2000	US TREASURY STRIP	06/23/2011	32,480.50	.000	05/15/2023	50,000.00	3.660	1417
912833LN8	206374	2000	US TREASURY STRIP	06/27/2011	32,419.50	.000	05/15/2023	50,000.00	3.679	1417
912833LN8	210181	2000	US TREASURY STRIP	05/16/2012	39,408.00	.000	05/15/2023	50,000.00	2.176	1417
912833LN8	210396	2000	US TREASURY STRIP	06/06/2012	41,171.50	.000	05/15/2023	50,000.00	1.784	1417
912833LN8	210602	2000	US TREASURY STRIP	06/25/2012	40,402.50	.000	05/15/2023	50,000.00	1.967	1417
912833LN8	214706	2000	US TREASURY STRIP	06/17/2013	39,743.50	.000	05/15/2023	50,000.00	2.330	1417
912833LN8	218185	2000	US TREASURY STRIP	06/26/2014	39,605.50	.000	05/15/2023	50,000.00	2.640	1417
912833LN8	218211	2000	US TREASURY STRIP	06/27/2014	39,528.50	.000	05/15/2023	50,000.00	2.663	1417
912833LN8	218581	2000	US TREASURY STRIP	07/31/2014	40,155.00	.000	05/15/2023	50,000.00	2.510	1417
912833LN8	222626	2000	US TREASURY STRIP	05/21/2015	210,577.50	.000	05/15/2023	250,000.00	2.161	1417
912833LN8	226888	2000	US TREASURY STRI ZERO-% 5	05/26/2016	106,412.40	.000	05/15/2023	120,000.00	1.732	1417
912833LN8	227315	2000	US TREASURY STRI ZERO-% 5	07/15/2016	45,576.50	.000	05/15/2023	50,000.00	1.360	1417
912833LN8	227499	2000	US TREASURY STRI ZERO-% 5	07/29/2016	36,246.80	.000	05/15/2023	40,000.00	1.455	1417
912833LN8	227670	2000	US TREASURY STRI ZERO-% 5	08/12/2016	90,637.00	.000	05/15/2023	100,000.00	1.460	1417
912833LN8	231305	2000	S 0 05-15-23	05/11/2017	35,162.40	.000	05/15/2023	40,000.00	2.156	1417
912833LN8	231589	2000	S 0 05-15-23	06/02/2017	35,522.00	.000	05/15/2023	40,000.00	2.005	1417
912833LN8	237032	2000	S 0 05-15-23	06/14/2018	34,819.60	.000	05/15/2023	40,000.00	2.840	1417





Run Date: 7/2/2019 7:43:02 AM

Investments Outstanding As Of Date: 6/28/2019

INVENTORY BY MATURITY REPORT

CUSIP	Investment #	Fund	Issuer	Purchase Date	Current Book	Current Rate	Maturity Date	Current Par	YTM	Days to Maturity
912833LN8	237317	2000	S 0 05-15-23	07/06/2018	34,985.20	.000	05/15/2023	40,000.00	2.776	1417
912833LN8	237406	2000	S 0 05-15-23	07/12/2018	35,001.60	.000	05/15/2023	40,000.00	2.776	1417
912828VB3	239254	1020	T 1 3-4 05-15-23	12/21/2018	9,622,656.25	1.750	05/15/2023	10,000,000.00	2.664	1417
3134GTLR2	241020	1010	FHLMC 2 5-8 05-15-23	05/15/2019	15,000,000.00	2.625	05/15/2023	15,000,000.00	2.625	1417
912833LN8	241256	2000	S 0 05-15-23	05/09/2019	36,504.00	.000	05/15/2023	40,000.00	2.290	1417
912833LN8	241680	2000	S 0 05-15-23	06/21/2019	37,252.80	.000	05/15/2023	40,000.00	1.833	1417
166764BK5	238919	1030	CVX 2.566 05-16-23	11/16/2018	2,401,650.00	2.566	05/16/2023	2,500,000.00	3.519	1418
3133EGAD7	241701	1010	FFCB 2 05-16-23	06/19/2019	9,939,000.00	2.000	05/16/2023	10,000,000.00	2.163	1418
58933YAF2	236838	1030	MRK 2.8 05-18-23	05/22/2018	4,873,950.00	2.800	05/18/2023	5,000,000.00	3.353	1420
58933YAF2	240025	1030	MRK 2.8 05-18-23	03/08/2019	4,994,200.00	2.800	05/18/2023	5,000,000.00	2.829	1420
3134GTMQ3	241252	1010	FHLMC 2 1-2 05-22-23	05/22/2019	5,000,000.00	2.500	05/22/2023	5,000,000.00	2.500	1424
3130AFW52	239795	1010	FHLB 2.7 05-26-23	02/26/2019	15,000,000.00	2.700	05/26/2023	15,000,000.00	2.700	1428
9128284S6	238481	1020	T 2 3-4 05-31-23	10/04/2018	9,907,812.50	2.750	05/31/2023	10,000,000.00	2.963	1433
3134GTPE7	241332	1010	FHLMC 2.47 06-05-23	06/05/2019	15,000,000.00	2.470	06/05/2023	15,000,000.00	2.470	1438
24422EUHO	236968	1030	DE 3.45 06-07-23 GMTN	06/07/2018	2,007,760.00	3.450	06/07/2023	2,000,000.00	3.365	1440
3133EKNY8	241480	1010	FFCB 2.3 06-07-23	06/07/2019	10,000,000.00	2.300	06/07/2023	10,000,000.00	2.300	1440
3133EGEE1	239661	1010	FFCB 1.98 06-13-23	01/31/2019	9,678,000.00	1.980	06/13/2023	10,000,000.00	2.768	1446
166764AH3	237293	1030	CVX 3.191 06-24-23	06/29/2018	5,729,067.52	3.191	06/24/2023	5,753,000.00	3.282	1457
931142EK5	238626	1030	WMT 3.4 06-26-23	10/19/2018	4,996,950.00	3.400	06/26/2023	5,000,000.00	3.413	1459
931142EK5	238647	1030	WMT 3.4 06-26-23	10/22/2018	4,986,150.00	3.400	06/26/2023	5,000,000.00	3.464	1459
931142EK5	240013	1030	WMT 3.4 06-26-23	03/07/2019	7,139,440.00	3.400	06/26/2023	7,000,000.00	2.903	1459
912828S35	237509	1020	T 1 3-8 06-30-23	07/18/2018	9,362,500.00	1.375	06/30/2023	10,000,000.00	2.761	1463
9128284U1	237586	1020	T 2 5-8 06-30-23	07/25/2018	9,907,812.50	2.625	06/30/2023	10,000,000.00	2.826	1463
3130A8M26	240161	1010	FHLB 1.95 07-06-23	03/27/2019	4,427,918.00	1.950	07/06/2023	4,510,000.00	2.400	1469
3133EGLK9	240151	1010	FFCB 1.83 07-12-23	03/26/2019	4,394,025.00	1.830	07/12/2023	4,500,000.00	2.410	1475
02665WCJ8	238451	1030	HNDA 3.45 07-14-23 GMTN	10/03/2018	8,263,594.95	3.450	07/14/2023	8,265,000.00	3.453	1477
3134A4NB6	158997	2000	FHLMC STRIP	01/23/2003	1,006,230.00	.000	07/15/2023	3,400,000.00	6.035	1478
3134GTEZ2	240221	1010	FHLMC 2.565 07-17-23	04/17/2019	15,000,000.00	2.565	07/17/2023	15,000,000.00	2.565	1480
90331HNV1	237782	1030	USB 3.4 07-24-23 BKNT	08/10/2018	4,999,950.00	3.400	07/24/2023	5,000,000.00	3.400	1487
90331HNV1	239090	1030	USB 3.4 07-24-23 BKNT	12/10/2018	4,980,150.00	3.400	07/24/2023	5,000,000.00	3.493	1487
3134GTEL3	240205	1010	FHLMC 2 1-2 07-26-23 0000	04/26/2019	15,000,000.00	2.500	07/26/2023	15,000,000.00	2.500	1489
31358C2A3	108978	2000	FNMA STRIP	06/28/1999	591,450.00	.000	08/07/2023	3,000,000.00	6.849	1501
594918BQ6	238918	1030	MSFT 2 08-08-23	11/16/2018	5,227,101.00	2.000	08/08/2023	5,550,000.00	3.340	1502



Run Date: 7/2/2019 7:43:02 AM

Investments Outstanding As Of Date: 6/28/2019

INVENTORY BY MATURITY REPORT

CUSIP	Investment #	Fund	Issuer	Purchase Date	Current Book	Current Rate	Maturity Date	Current Par	YTM	Days to Maturity
594918BQ6	240012	1030	MSFT 2 08-08-23	03/07/2019	9,680,800.00	2.000	08/08/2023	10,000,000.00	2.772	1502
594918BQ6	241792	1030	MSFT 2 08-08-23	06/28/2019	4,998,600.00	2.000	08/08/2023	5,000,000.00	2.007	1502
912833LMO	178335	2000	US TREASURY STRIP	10/04/2006	22,029.00	.000	08/15/2023	50,000.00	4.920	1509
912833LMO	178589	2000	US TREASURY STRIP	10/26/2006	59,534.58	.000	08/15/2023	138,000.00	5.066	1509
912833LMO	178999	2000	US TREASURY STRIP	11/28/2006	22,591.50	.000	08/15/2023	50,000.00	4.810	1509
912833LMO	182223	2000	US TREASURY STRIP	08/28/2007	44,963.00	.000	08/15/2023	100,000.00	5.070	1509
912833LMO	182554	2000	US TREASURY STRIP	09/25/2007	44,750.00	.000	08/15/2023	100,000.00	5.125	1509
912833LMO	182759	2000	US TREASURY STRIP	10/05/2007	46,008.00	.000	08/15/2023	100,000.00	4.955	1509
912833LMO	188070	2000	US TREASURY STRIP	09/15/2008	26,175.00	.000	08/15/2023	50,000.00	4.387	1509
912833LMO	188165	2010	US TREASURY STRIP	09/22/2008	311,149.44	.000	08/15/2023	576,000.00	4.177	1509
912833LMO	193256	2000	US TREASURY STRIP	08/18/2009	53,283.25	.000	08/15/2023	100,000.00	4.550	1509
912833LMO	199563	2000	US TREASURY STRIP	08/13/2010	31,177.00	.000	08/15/2023	50,000.00	3.665	1509
912833LMO	200626	2000	US TREASURY STRIP	09/24/2010	64,220.00	.000	08/15/2023	100,000.00	3.465	1509
912833LMO	207493	2000	US TREASURY STRIP	09/23/2011	37,299.00	.000	08/15/2023	50,000.00	2.479	1509
912833LMO	207863	2000	US TREASURY STRIP	10/31/2011	72,805.00	.000	08/15/2023	100,000.00	2.710	1509
912833LMO	207916	2000	US TREASURY STRIP	11/03/2011	36,347.00	.000	08/15/2023	50,000.00	2.725	1509
912833LMO	211242	2000	US TREASURY STRIP	08/17/2012	40,209.00	.000	08/15/2023	50,000.00	1.992	1509
912833LMO	211302	2000	US TREASURY STRIP	08/22/2012	79,422.00	.000	08/15/2023	100,000.00	2.109	1509
912833LMO	215297	2000	US TREASURY STRIP	08/16/2013	37,531.00	.000	08/15/2023	50,000.00	2.890	1509
912833LMO	215620	2000	US TREASURY STRIP	09/26/2013	37,660.50	.000	08/15/2023	50,000.00	2.887	1509
912833LMO	215884	2000	US TREASURY STRIP	11/01/2013	77,061.00	.000	08/15/2023	100,000.00	2.680	1509
912833LMO	218839	2000	US TREASURY STRIP	08/28/2014	321,552.00	.000	08/15/2023	400,000.00	2.450	1509
912833LMO	219031	2000	US TREASURY STRIP	09/18/2014	79,200.00	.000	08/15/2023	100,000.00	2.635	1509
912833LMO	219292	2000	US TREASURY STRIP	10/17/2014	32,772.80	.000	08/15/2023	40,000.00	2.270	1509
912833LMO	224331	2000	USTREASURYSTRIP	10/08/2015	85,898.00	.000	08/15/2023	100,000.00	1.945	1509
912833LMO	224485	2000	USTREASURYSTRIP	10/22/2015	85,928.00	.000	08/15/2023	100,000.00	1.950	1509
912833LMO	224554	2000	USTREASURYSTRIP	10/29/2015	34,293.60	.000	08/15/2023	40,000.00	1.984	1509
912833LMO	228091	2000	US TREASURY STRI ZERO-% 8	09/23/2016	44,982.00	.000	08/15/2023	50,000.00	1.540	1509
912833LMO	228287	2000	US TREASURY STRI ZERO-% 8	10/14/2016	223,737.50	.000	08/15/2023	250,000.00	1.630	1509
912833LMO	234130	2000	S 0 08-15-23	10/26/2017	35,270.00	.000	08/15/2023	40,000.00	2.180	1509
912833LMO	234154	2000	S 0 08-15-23	10/26/2017	44,087.50	.000	08/15/2023	50,000.00	2.180	1509
912833LMO	234189	2000	S 0 08-15-23	10/27/2017	22,019.75	.000	08/15/2023	25,000.00	2.200	1509
912833LMO	237892	2000	S 0 08-15-23	08/23/2018	104,796.00	.000	08/15/2023	120,000.00	2.740	1509



Run Date: 7/2/2019 7:43:02 AM

Investments Outstanding As Of Date: 6/28/2019

INVENTORY BY MATURITY REPORT

CUSIP	Investment #	Fund	Issuer	Purchase Date	Current Book	Current Rate	Maturity Date	Current Par	YTM	Days to Maturity
912833LM0	237919	2000	S 0 08-15-23	08/23/2018	34,949.20	.000	08/15/2023	40,000.00	2.730	1509
912833LM0	237932	2000	S 0 08-15-23	08/23/2018	218,420.00	.000	08/15/2023	250,000.00	2.731	1509
742718EB1	238084	1030	PG 3.1 08-15-23	08/31/2018	3,778,926.00	3.100	08/15/2023	3,775,000.00	3.077	1509
912833LM0	238209	2000	S 0 08-15-23	09/13/2018	34,833.60	.000	08/15/2023	40,000.00	2.830	1509
912833LM0	238690	2000	S 0 08-15-23	10/25/2018	345,784.00	.000	08/15/2023	400,000.00	3.053	1509
3134GSUZ6	237840	1010	FHLMC 3.05 08-28-23	08/28/2018	10,000,000.00	3.050	08/28/2023	10,000,000.00	3.050	1522
9128284X5	238202	1020	T 2 3-4 08-31-23	09/11/2018	9,968,750.00	2.750	08/31/2023	10,000,000.00	2.818	1525
9128284X5	238335	1020	T 2 3-4 08-31-23	09/21/2018	9,901,562.50	2.750	08/31/2023	10,000,000.00	2.965	1525
3134GTSB0	241479	1010	FHLMC 2.6 09-05-23	06/05/2019	9,997,500.00	2.600	09/05/2023	10,000,000.00	2.607	1530
3133EJZE2	238527	1010	FFCB 3.22 09-11-23	10/10/2018	7,462,500.00	3.220	09/11/2023	7,500,000.00	3.331	1536
89236TFN0	241607	1030	TOYOTA 3.45 09-20-23 GMTN	06/13/2019	5,195,400.00	3.450	09/20/2023	5,000,000.00	2.479	1545
89236TFN0	241794	1030	TOYOTA 3.45 09-20-23 GMTN	06/28/2019	5,243,450.00	3.450	09/20/2023	5,000,000.00	2.236	1545
3134GSXW0	238204	1010	FHLMC 3 1-4 09-27-23	09/28/2018	12,500,000.00	3.250	09/27/2023	12,500,000.00	3.250	1552
3134GS7B5	240071	1010	FHLMC 2 3-4 09-27-23 0000	03/27/2019	10,000,000.00	2.750	09/27/2023	10,000,000.00	2.750	1552
3134GS7A7	240073	1010	FHLMC 2.65 09-29-23	03/29/2019	15,000,000.00	2.650	09/29/2023	15,000,000.00	2.650	1554
9128285D8	238449	1020	T 2 7-8 09-30-23	10/02/2018	9,965,625.00	2.875	09/30/2023	10,000,000.00	2.950	1555
9128285D8	238486	1020	T 2 7-8 09-30-23	10/04/2018	9,942,187.50	2.875	09/30/2023	10,000,000.00	3.001	1555
9128285D8	238511	1020	T 2 7-8 09-30-23	10/09/2018	9,910,156.25	2.875	09/30/2023	10,000,000.00	3.071	1555
3133EJD48	238865	1010	FFCB 3.05 10-02-23	11/08/2018	4,978,450.00	3.050	10/02/2023	5,000,000.00	3.145	1557
3134GS6Z3	240074	1010	FHLMC 2.77 10-03-23	04/03/2019	10,000,000.00	2.770	10/03/2023	10,000,000.00	2.770	1558
02665WCQ2	241320	1030	HNDA 3 5-8 10-10-23 MTN	05/14/2019	5,196,078.10	3.625	10/10/2023	5,000,000.00	2.675	1565
02665WCQ2	241464	1030	HNDA 3 5-8 10-10-23 MTN	05/30/2019	3,690,438.40	3.625	10/10/2023	3,560,000.00	2.728	1565
89236TDK8	241543	1030	TOYOTA 2 1-4 10-18-23 MTN	06/06/2019	2,725,211.84	2.250	10/18/2023	2,741,000.00	2.389	1573
3130AEYR5	238450	1010	FHLB 3 1-4 10-19-23	10/19/2018	10,000,000.00	3.250	10/19/2023	10,000,000.00	3.250	1574
3130AF4L8	238530	1010	FHLB 3.3 10-30-23 0000	10/30/2018	5,198,700.00	3.300	10/30/2023	5,200,000.00	3.305	1585
3134GTKA0	240758	1010	FHLMC 2.72 10-30-23	04/30/2019	15,000,000.00	2.720	10/30/2023	15,000,000.00	2.720	1585
912828T91	241544	1020	T 1 5-8 10-31-23	06/05/2019	9,891,406.25	1.625	10/31/2023	10,000,000.00	1.883	1586
912828T91	241545	1020	T 1 5-8 10-31-23	06/05/2019	9,889,062.50	1.625	10/31/2023	10,000,000.00	1.889	1586
88059EHL1	128969	2000	TVA STRIP	02/07/2000	470,668.03	.000	11/01/2023	2,401,000.00	6.986	1587
3133EGB87	241305	1010	FFCB 1 7-8 11-01-23	05/10/2019	5,875,920.00	1.875	11/01/2023	6,000,000.00	2.365	1587
912833LP3	179297	2000	US TREASURY STRIP	12/18/2006	111,512.50	.000	11/15/2023	250,000.00	4.832	1601
912833LP3	179703	2000	US TREASURY STRIP	01/31/2007	64,126.50	.000	11/15/2023	150,000.00	5.127	1601
912833LP3	183733	2000	US TREASURY STRIP	12/05/2007	24,400.00	.000	11/15/2023	50,000.00	4.550	1601



Run Date: 7/2/2019 7:43:02 AM

Investments Outstanding As Of Date: 6/28/2019

INVENTORY BY MATURITY REPORT

CUSIP	Investment #	Fund	Issuer	Purchase Date	Current Book	Current Rate	Maturity Date	Current Par	YTM	Days to Maturity
912833LP3	183940	2000	US TREASURY STRIP	12/19/2007	46,516.00	.000	11/15/2023	100,000.00	4.870	1601
912833LP3	184230	2000	US TREASURY STRIP	01/10/2008	73,650.00	.000	11/15/2023	150,000.00	4.540	1601
912833LP3	189217	2000	US TREASURY STRIP	11/21/2008	50,589.00	.000	11/15/2023	100,000.00	4.600	1601
912833LP3	189263	2000	US TREASURY STRIP	11/21/2008	2,675.00	.000	11/15/2023	5,000.00	4.218	1601
912833LP3	189962	2000	US TREASURY STRIP	01/12/2009	143,260.00	.000	11/15/2023	250,000.00	3.787	1601
912833LP3	190250	2000	US TREASURY STRIP	02/04/2009	54,070.00	.000	11/15/2023	100,000.00	4.205	1601
912833LP3	194196	2000	US TREASURY STRIP	11/24/2009	55,012.00	.000	11/15/2023	100,000.00	4.322	1601
912833LP3	194729	2000	US TREASURY STRIP	01/28/2010	27,171.50	.000	11/15/2023	50,000.00	4.470	1601
912833LP3	201935	2000	US TREASURY STRIP	11/17/2010	31,369.50	.000	11/15/2023	50,000.00	3.620	1601
912833LP3	202150	2000	US TREASURY STRIP	11/24/2010	30,891.00	.000	11/15/2023	50,000.00	3.746	1601
912833LP3	203390	2000	US TREASURY STRIP	01/31/2011	58,735.00	.000	11/15/2023	100,000.00	4.205	1601
912833LP3	212192	2000	US TREASURY STRIP	11/30/2012	121,449.00	.000	11/15/2023	150,000.00	1.936	1601
912833LP3	212322	2000	US TREASURY STRIP	12/13/2012	284,469.50	.000	11/15/2023	350,000.00	1.907	1601
912833LP3	212651	2000	US TREASURY STRIP	01/17/2013	39,734.50	.000	11/15/2023	50,000.00	2.134	1601
912833LP3	216071	2000	US TREASURY STRIP	11/21/2013	37,675.50	.000	11/15/2023	50,000.00	2.855	1601
912833LP3	216416	2000	US TREASURY STRIP	01/09/2014	73,693.00	.000	11/15/2023	100,000.00	3.124	1601
912833LP3	219693	2000	US TREASURY STRIP	11/20/2014	201,742.50	.000	11/15/2023	250,000.00	2.401	1601
912833LP3	220246	2000	US TREASURY STRIP	01/09/2015	42,038.00	.000	11/15/2023	50,000.00	1.970	1601
912833LP3	220348	2000	US TREASURY STRIP	01/20/2015	84,363.00	.000	11/15/2023	100,000.00	1.938	1601
912833LP3	220434	2000	US TREASURY STRIP	01/26/2015	85,261.00	.000	11/15/2023	100,000.00	1.820	1601
912833LP3	220455	2000	US TREASURY STRIP	01/26/2015	42,547.00	.000	11/15/2023	50,000.00	1.842	1601
912833LP3	220474	2000	US TREASURY STRIP	01/26/2015	34,044.80	.000	11/15/2023	40,000.00	1.840	1601
912833LP3	220503	2000	US TREASURY STRIP	01/27/2015	212,790.00	.000	11/15/2023	250,000.00	1.840	1601
912833LP3	220607	2000	US TREASURY STRIP	01/29/2015	211,767.50	.000	11/15/2023	250,000.00	1.897	1601
912833LP3	225021	2000	USTREASURYSTRIP	12/24/2015	210,512.50	.000	11/15/2023	250,000.00	2.190	1601
912833LP3	225343	2000	USTREASURYSTRIP	02/04/2016	86,241.00	.000	11/15/2023	100,000.00	1.912	1601
912833LP3	228572	2000	US TREASURY STRI ZERO-% 1	11/14/2016	16,002.36	.000	11/15/2023	18,000.00	1.687	1601
912833LP3	229111	2000	S 0 11-15-23	01/12/2017	17,150.40	.000	11/15/2023	20,000.00	2.260	1601
912833LP3	229115	2000	S 0 11-15-23	01/12/2017	17,150.40	.000	11/15/2023	20,000.00	2.260	1601
912833LP3	229260	2000	S 0 11-15-23	01/26/2017	214,132.50	.000	11/15/2023	250,000.00	2.290	1601
912833LP3	229398	2000	S 0 11-15-23	02/02/2017	34,184.80	.000	11/15/2023	40,000.00	2.330	1601
912833LP3	234358	2000	S 0 11-15-23	11/16/2017	87,495.00	.000	11/15/2023	100,000.00	2.240	1601
912833LP3	234931	2000	S 0 11-15-23	01/25/2018	34,509.60	.000	11/15/2023	40,000.00	2.560	1601



Run Date: 7/2/2019 7:43:02 AM

Investments Outstanding As Of Date: 6/28/2019

INVENTORY BY MATURITY REPORT

CUSIP	Investment #	Fund	Issuer	Purchase Date	Current Book	Current Rate	Maturity Date	Current Par	YTM	Days to Maturity
912833LP3	235057	2000	S 0 11-15-23	02/02/2018	34,430.80	.000	11/15/2023	40,000.00	2.610	1601
3134GS3U7	239885	1010	FHLMC 2.71 11-28-23	02/28/2019	10,000,000.00	2.710	11/28/2023	10,000,000.00	2.710	1614
3134GTPT4	241362	1010	FHLMC 2 1-2 11-28-23	05/28/2019	15,000,000.00	2.500	11/28/2023	15,000,000.00	2.500	1614
912828U57	240365	1020	T 2 1-8 11-30-23	04/17/2019	19,760,156.25	2.125	11/30/2023	20,000,000.00	2.400	1616
594918AW4	240344	1030	MSFT 3 5-8 12-15-23	04/17/2019	10,397,700.00	3.625	12/15/2023	10,000,000.00	2.710	1631
3134GTUU5	241603	1010	FHLMC 2.09 12-18-23	06/18/2019	15,000,000.00	2.090	12/18/2023	15,000,000.00	2.090	1634
3133EJ3Q0	239248	1010	FFCB 2 7-8 12-21-23	12/21/2018	10,023,610.00	2.875	12/21/2023	10,000,000.00	2.824	1637
912828V23	239614	1020	T 2 1-4 12-31-23	01/28/2019	14,773,828.13	2.250	12/31/2023	15,000,000.00	2.578	1647
3130AFME4	239259	1010	FHLB 2 3-4 01-03-24	01/03/2019	15,000,000.00	2.750	01/03/2024	15,000,000.00	2.750	1650
31359YCP0	147429	2000	FNMA STRIP	03/07/2001	278,697.69	.000	01/15/2024	1,143,000.00	6.270	1662
31359YCP0	173958	2000	FNMA STRIP	12/13/2005	109,267.56	.000	01/15/2024	279,000.00	5.250	1662
3130AFRP4	240050	1010	FHLB 2.8 01-19-24	03/12/2019	10,065,000.00	2.800	01/19/2024	10,000,000.00	2.656	1666
3130AFQR1	239518	1010	FHLB 2.83 01-22-24	01/22/2019	7,500,000.00	2.830	01/22/2024	7,500,000.00	2.830	1669
3130AFRK5	239516	1010	FHLB 3.05 01-30-24	01/30/2019	15,000,000.00	3.050	01/30/2024	15,000,000.00	3.050	1677
91159HHV5	240173	1030	USB 3 3-8 02-05-24	03/29/2019	7,481,349.56	3.375	02/05/2024	7,275,000.00	2.746	1683
594918BX1	240120	1030	MSFT 2 7-8 02-06-24	03/25/2019	5,047,300.00	2.875	02/06/2024	5,000,000.00	2.666	1684
594918BX1	240174	1030	MSFT 2 7-8 02-06-24	03/29/2019	5,089,050.00	2.875	02/06/2024	5,000,000.00	2.483	1684
31358C2B1	143509	2000	FNMA STRIP	08/10/2000	312,829.30	.000	02/07/2024	1,505,000.00	6.800	1685
3130AFUK1	239782	1010	FHLB 2.74 02-08-24	02/12/2019	4,998,000.00	2.740	02/08/2024	5,000,000.00	2.749	1686
037833CG3	240244	1030	AAPL 3 02-09-24	04/05/2019	5,057,800.00	3.000	02/09/2024	5,000,000.00	2.743	1687
037833CG3	240245	1030	AAPL 3 02-09-24	04/05/2019	10,117,800.00	3.000	02/09/2024	10,000,000.00	2.738	1687
3134GSW35	239672	1010	FHLMC 3.03 02-14-24	02/14/2019	8,000,000.00	3.030	02/14/2024	8,000,000.00	3.030	1692
88579YBB6	239806	1030	MMM 3 1-4 02-14-24 MTN	02/15/2019	5,062,050.00	3.250	02/14/2024	5,000,000.00	2.981	1692
88579YBB6	239886	1030	MMM 3 1-4 02-14-24 MTN	02/25/2019	5,075,100.00	3.250	02/14/2024	5,000,000.00	2.923	1692
313490CM4	49401	2000	FED JUDICIARY	03/30/1998	478,320.00	.000	02/15/2024	2,400,000.00	6.332	1693
912833LQ1	180371	2000	US TREASURY STRIP	04/03/2007	21,788.00	.000	02/15/2024	50,000.00	4.985	1693
912833LQ1	180523	2000	US TREASURY STRIP	04/12/2007	42,848.00	.000	02/15/2024	100,000.00	5.095	1693
912833LQ1	180739	2000	US TREASURY STRIP	04/30/2007	43,808.00	.000	02/15/2024	100,000.00	4.975	1693
912833LQ1	184841	2000	US TREASURY STRIP	02/28/2008	4,667.73	.000	02/15/2024	10,000.00	4.830	1693
912833LQ1	185231	2000	US TREASURY STRIP	03/27/2008	4,965.00	.000	02/15/2024	10,000.00	4.456	1693
912833LQ1	185274	2000	US TREASURY STRIP	03/28/2008	24,582.50	.000	02/15/2024	50,000.00	4.520	1693
912833LQ1	185600	2000	US TREASURY STRIP	04/16/2008	24,985.00	.000	02/15/2024	50,000.00	4.430	1693
912833LQ1	185619	2000	US TREASURY STRIP	04/16/2008	5,000.00	.000	02/15/2024	10,000.00	4.426	1693



Run Date: 7/2/2019 7:43:02 AM

Investments Outstanding As Of Date: 6/28/2019

INVENTORY BY MATURITY REPORT

CUSIP	Investment #	Fund	Issuer	Purchase Date	Current Book	Current Rate	Maturity Date	Current Par	YTM	Days to Maturity
912833LQ1	185886	2000	US TREASURY STRIP	04/28/2008	11,944.50	.000	02/15/2024	25,000.00	4.730	1693
912833LQ1	190600	2000	US TREASURY STRIP	02/27/2009	27,763.00	.000	02/15/2024	50,000.00	3.970	1693
912833LQ1	190831	2000	US TREASURY STRIP	03/20/2009	27,542.00	.000	02/15/2024	50,000.00	4.040	1693
912833LQ1	190957	2000	US TREASURY STRIP	03/30/2009	55,996.00	.000	02/15/2024	100,000.00	3.935	1693
912833LQ1	191123	2000	US TREASURY STRIP	04/13/2009	2,850.00	.000	02/15/2024	5,000.00	3.823	1693
912833LQ1	191214	2000	US TREASURY STRIP	04/16/2009	29,074.50	.000	02/15/2024	50,000.00	3.688	1693
912833LQ1	191861	2000	US TREASURY STRIP	04/24/2009	27,815.00	.000	02/15/2024	50,000.00	3.999	1693
912833LQ1	194859	2000	US TREASURY STRIP	02/08/2010	52,785.00	.000	02/15/2024	100,000.00	4.610	1693
912833LQ1	195184	2000	US TREASURY STRIP	03/03/2010	26,559.00	.000	02/15/2024	50,000.00	4.585	1693
912833LQ1	195391	2000	US TREASURY STRIP	03/12/2010	52,874.00	.000	02/15/2024	100,000.00	4.627	1693
912833LQ1	195860	2000	US TREASURY STRIP	04/08/2010	25,969.50	.000	02/15/2024	50,000.00	4.784	1693
912833LQ1	196885	2000	US TREASURY STRIP	04/30/2010	27,061.50	.000	02/15/2024	50,000.00	4.500	1693
912833LQ1	203859	2000	US TREASURY STRIP	02/28/2011	28,920.00	.000	02/15/2024	50,000.00	4.268	1693
912833LQ1	204506	2000	US TREASURY STRIP	04/12/2011	57,390.00	.000	02/15/2024	100,000.00	4.370	1693
912833LQ1	205419	2000	US TREASURY STRIP	05/05/2011	59,690.00	.000	02/15/2024	100,000.00	4.078	1693
912833LQ1	208702	2000	US TREASURY STRIP	02/16/2012	37,178.50	.000	02/15/2024	50,000.00	2.485	1693
912833LQ1	208873	2000	US TREASURY STRIP	03/05/2012	74,637.00	.000	02/15/2024	100,000.00	2.463	1693
912833LQ1	209012	2000	US TREASURY STRIP	03/19/2012	35,778.50	.000	02/15/2024	50,000.00	2.830	1693
912833LQ1	209137	2000	US TREASURY STRIP	04/05/2012	36,308.50	.000	02/15/2024	50,000.00	2.716	1693
912833LQ1	209929	2000	US TREASURY STRIP	04/30/2012	37,317.50	.000	02/15/2024	50,000.00	2.496	1693
912833LQ1	213289	2000	US TREASURY STRIP	03/25/2013	39,141.00	.000	02/15/2024	50,000.00	2.260	1693
912833LQ1	213361	2000	US TREASURY STRIP	03/28/2013	78,432.00	.000	02/15/2024	100,000.00	2.244	1693
912833LQ1	213438	2000	US TREASURY STRIP	04/04/2013	39,659.50	.000	02/15/2024	50,000.00	2.143	1693
912833LQ1	213505	2000	US TREASURY STRIP	04/12/2013	80,294.00	.000	02/15/2024	100,000.00	2.034	1693
912833LQ1	214257	2000	US TREASURY STRIP	05/02/2013	80,987.00	.000	02/15/2024	100,000.00	1.964	1693
912833LQ1	216911	2000	US TREASURY STRIP	03/21/2014	188,882.50	.000	02/15/2024	250,000.00	2.850	1693
912833LQ1	220876	2000	US TREASURY STRIP	02/13/2015	33,258.80	.000	02/15/2024	40,000.00	2.060	1693
912833LQ1	222350	2000	US TREASURY STRIP	04/30/2015	33,664.80	.000	02/15/2024	40,000.00	1.970	1693
912833LQ1	225734	2000	USTREASURYSTRI	03/17/2016	34,400.00	.000	02/15/2024	40,000.00	1.915	1693
912833LQ1	225760	2000	USTREASURYSTRI	03/17/2016	15,700.84	.000	02/15/2024	18,250.00	1.910	1693
912833LQ1	229653	2000	S 0 02-15-24	02/24/2017	44,241.60	.000	02/15/2024	52,000.00	2.330	1693
912833LQ1	230018	2000	S 0 02-15-24	03/24/2017	340,988.00	.000	02/15/2024	400,000.00	2.327	1693
912833LQ1	230133	2000	S 0 02-15-24	03/30/2017	213,742.50	.000	02/15/2024	250,000.00	2.290	1693



Run Date: 7/2/2019 7:43:02 AM

Investments Outstanding As Of Date: 6/28/2019

INVENTORY BY MATURITY REPORT

CUSIP	Investment #	Fund	Issuer	Purchase Date	Current Book	Current Rate	Maturity Date	Current Par	YTM	Days to Maturity
912833LQ1	230230	2000	S 0 02-15-24	04/06/2017	42,913.00	.000	02/15/2024	50,000.00	2.240	1693
912833LQ1	230354	2000	S 0 02-15-24	04/17/2017	34,481.60	.000	02/15/2024	40,000.00	2.185	1693
912833LQ1	230989	2000	S 0 02-15-24	04/28/2017	215,870.00	.000	02/15/2024	250,000.00	2.170	1693
912833LQ1	235198	2000	S 0 02-15-24	02/15/2018	34,054.40	.000	02/15/2024	40,000.00	2.700	1693
912833LQ1	235367	2000	S 0 02-15-24	03/01/2018	34,049.60	.000	02/15/2024	40,000.00	2.720	1693
912833LQ1	235392	2000	S 0 02-15-24	03/01/2018	34,018.80	.000	02/15/2024	40,000.00	2.735	1693
912833LQ1	235452	2000	S 0 02-15-24	03/05/2018	169,552.00	.000	02/15/2024	200,000.00	2.795	1693
912833LQ1	235525	2000	S 0 02-15-24	03/08/2018	34,055.60	.000	02/15/2024	40,000.00	2.726	1693
912833LQ1	236307	2000	S 0 02-15-24	04/26/2018	33,841.60	.000	02/15/2024	40,000.00	2.900	1693
912828W48	239977	1020	T 2 1-8 02-29-24	03/04/2019	14,694,140.63	2.125	02/29/2024	15,000,000.00	2.563	1707
46514AMN6	239843	1010	ISRAEL BOND 3.5	03/01/2019	10,000,000.00	3.500	03/01/2024	10,000,000.00	3.500	1708
46514AMP1	240055	1010	ISRAEL BOND 3.45	03/15/2019	5,000,000.00	3.450	03/01/2024	5,000,000.00	3.450	1708
713448CM8	240259	1030	PEP 3.6 03-01-24	04/08/2019	5,208,000.00	3.600	03/01/2024	5,000,000.00	2.687	1708
166764BT6	240159	1030	CVX 2.895 03-03-24	03/28/2019	5,074,700.00	2.895	03/03/2024	5,000,000.00	2.570	1710
166764BT6	240160	1030	CVX 2.895 03-03-24	03/28/2019	5,072,450.00	2.895	03/03/2024	5,000,000.00	2.580	1710
3134GS3T0	239884	1010	FHLMC 2 3-4 03-08-24	03/08/2019	10,000,000.00	2.750	03/08/2024	10,000,000.00	2.750	1715
19416QEG1	240056	1030	CL 3 1-4 03-15-24 MTN	03/15/2019	5,628,128.40	3.250	03/15/2024	5,490,000.00	2.709	1722
3134GS6K6	240044	1010	FHLMC 2 3-4 03-25-24	03/25/2019	5,000,000.00	2.750	03/25/2024	5,000,000.00	2.750	1732
3134GS7D1	240072	1010	FHLMC 2.7 03-26-24	03/26/2019	10,000,000.00	2.700	03/26/2024	10,000,000.00	2.700	1733
3134GTUT8	241605	1010	FHLMC 2.23 03-28-24	06/28/2019	15,000,000.00	2.230	03/28/2024	15,000,000.00	2.230	1735
912828W71	240336	1020	T 2 1-8 03-31-24	04/15/2019	14,833,593.75	2.125	03/31/2024	15,000,000.00	2.363	1738
3134GS7J8	240119	1010	FHLMC 2.76 04-01-24	04/01/2019	5,560,000.00	2.760	04/01/2024	5,560,000.00	2.760	1739
3134GTAV5	240136	1010	FHLMC 2.51 04-01-24	04/01/2019	15,000,000.00	2.510	04/01/2024	15,000,000.00	2.510	1739
3134GTEC3	240204	1010	FHLMC 2 3-4 04-03-24	04/03/2019	15,000,000.00	2.750	04/03/2024	15,000,000.00	2.750	1741
3134GTBW2	240163	1010	FHLMC 2.46 04-16-24	04/16/2019	10,000,000.00	2.460	04/16/2024	10,000,000.00	2.460	1754
3134GTGU1	240345	1010	FHLMC 2.89 04-16-24	04/16/2019	4,999,500.00	2.890	04/16/2024	5,000,000.00	2.892	1754
931142DP5	240757	1030	WMT 3.3 04-22-24	04/22/2019	10,232,400.00	3.300	04/22/2024	10,000,000.00	2.799	1760
931142DP5	241463	1030	WMT 3.3 04-22-24	05/30/2019	1,629,903.18	3.300	04/22/2024	1,581,000.00	2.622	1760
3134GTEU3	240206	1010	FHLMC 2.57 04-26-24	04/26/2019	15,000,000.00	2.570	04/26/2024	15,000,000.00	2.570	1764
912828X70	241556	1020	T 2 04-30-24	06/06/2019	20,131,250.00	2.000	04/30/2024	20,000,000.00	1.859	1768
46514ANE5	241064	1010	ISRAEL BOND 3.12	05/01/2019	20,000,000.00	3.120	05/01/2024	20,000,000.00	3.120	1769
46514ANF2	241301	1010	ISRAEL BOND 3.14 5-01-24	05/15/2019	10,000,000.00	3.140	05/01/2024	10,000,000.00	3.140	1769
037833AS9	241515	1030	AAPL 3.45 05-06-24	06/03/2019	5,264,551.25	3.450	05/06/2024	5,075,000.00	2.636	1774



Run Date: 7/2/2019 7:43:02 AM

Investments Outstanding As Of Date: 6/28/2019

INVENTORY BY MATURITY REPORT

CUSIP	Investment #	Fund	Issuer	Purchase Date	Current Book	Current Rate	Maturity Date	Current Par	YTM	Days to Maturity
3134GTJBO	240991	1010	FHLMC 2.65 05-08-24	05/08/2019	5,000,000.00	2.650	05/08/2024	5,000,000.00	2.650	1776
3130AGDU6	241210	1010	FHLB 2.73 05-08-24	05/08/2019	4,993,750.00	2.730	05/08/2024	5,000,000.00	2.757	1776
037833CU2	241442	1030	AAPL 2.85 05-11-24	05/28/2019	10,100,300.00	2.850	05/11/2024	10,000,000.00	2.632	1779
458140BD1	241568	1030	INTC 2 7-8 05-11-24	06/10/2019	6,853,563.60	2.875	05/11/2024	6,708,000.00	2.404	1779
46625HJX9	241606	1030	JPM 3 5-8 05-13-24	06/13/2019	4,367,237.00	3.625	05/13/2024	4,190,000.00	2.700	1781
912833LR9	181170	2000	US TREASURY STRIP	05/31/2007	20,972.50	.000	05/15/2024	50,000.00	5.190	1783
912833LR9	181418	2000	US TREASURY STRIP	06/26/2007	20,250.50	.000	05/15/2024	50,000.00	5.425	1783
912833LR9	181559	2000	US TREASURY STRIP	07/06/2007	20,710.00	.000	05/15/2024	50,000.00	5.297	1783
912833LR9	181865	2000	US TREASURY STRIP	07/30/2007	42,158.00	.000	05/15/2024	100,000.00	5.210	1783
912833LR9	182555	2000	US TREASURY STRIP	09/25/2007	42,920.00	.000	05/15/2024	100,000.00	5.149	1783
912833LR9	186337	2010	US TREASURY STRIP	05/22/2008	3,552,131.74	.000	05/15/2024	7,538,000.00	4.764	1783
912833LR9	186423	2000	US TREASURY STRIP	05/27/2008	23,813.00	.000	05/15/2024	50,000.00	4.700	1783
912833LR9	186668	2000	US TREASURY STRIP	06/09/2008	12,905.75	.000	05/15/2024	25,000.00	4.193	1783
912833LR9	187231	2000	US TREASURY STRIP	07/11/2008	4,836.00	.000	05/15/2024	10,000.00	4.638	1783
912833LR9	192220	2000	US TREASURY STRIP	05/13/2009	76,455.00	.000	05/15/2024	150,000.00	4.542	1783
912833LR9	193238	2000	US TREASURY STRIP	08/18/2009	25,222.79	.000	05/15/2024	50,000.00	4.696	1783
912833LR9	197104	2000	US TREASURY STRIP	05/11/2010	168,631.09	.000	05/15/2024	306,000.00	4.298	1783
912833LR9	197198	2000	US TREASURY STRIP	05/14/2010	13,696.00	.000	05/15/2024	25,000.00	4.344	1783
912833LR9	198378	2000	US TREASURY STRIP	06/30/2010	29,157.50	.000	05/15/2024	50,000.00	3.925	1783
912833LR9	198705	2000	US TREASURY STRIP	07/13/2010	58,250.00	.000	05/15/2024	100,000.00	3.943	1783
912833LR9	205478	2000	US TREASURY STRIP	05/09/2011	56,714.00	.000	05/15/2024	100,000.00	4.405	1783
912833LR9	206123	2000	US TREASURY STRIP	06/13/2011	61,484.00	.000	05/15/2024	100,000.00	3.800	1783
912833LR9	206331	2000	US TREASURY STRIP	06/23/2011	30,695.50	.000	05/15/2024	50,000.00	3.820	1783
912833LR9	206375	2000	US TREASURY STRIP	06/27/2011	30,644.00	.000	05/15/2024	50,000.00	3.837	1783
912833LR9	210182	2000	US TREASURY STRIP	05/16/2012	37,821.00	.000	05/15/2024	50,000.00	2.340	1783
912833LR9	210397	2000	US TREASURY STRIP	06/06/2012	39,731.00	.000	05/15/2024	50,000.00	1.935	1783
912833LR9	210603	2000	US TREASURY STRIP	06/25/2012	38,892.50	.000	05/15/2024	50,000.00	2.124	1783
912833LR9	214707	2000	US TREASURY STRIP	06/17/2013	38,046.00	.000	05/15/2024	50,000.00	2.520	1783
912833LR9	218186	2000	US TREASURY STRIP	06/26/2014	38,168.50	.000	05/15/2024	50,000.00	2.750	1783
912833LR9	218212	2000	US TREASURY STRIP	06/27/2014	38,067.50	.000	05/15/2024	50,000.00	2.778	1783
912833LR9	218582	2000	US TREASURY STRIP	07/31/2014	38,751.50	.000	05/15/2024	50,000.00	2.620	1783
912833LR9	222628	2000	US TREASURY STRIP	05/21/2015	203,855.00	.000	05/15/2024	250,000.00	2.284	1783
912833LR9	226877	2000	US TREASURY STRI ZERO-% 5	05/26/2016	103,884.00	.000	05/15/2024	120,000.00	1.818	1783





Run Date: 7/2/2019 7:43:02 AM

Investments Outstanding As Of Date: 6/28/2019

INVENTORY BY MATURITY REPORT

CUSIP	Investment #	Fund	Issuer	Purchase Date	Current Book	Current Rate	Maturity Date	Current Par	YTM	Days to Maturity
912833LR9	227316	2000	US TREASURY STRI ZERO-% 5	07/15/2016	44,753.50	.000	05/15/2024	50,000.00	1.420	1783
912833LR9	227500	2000	US TREASURY STRI ZERO-% 5	07/29/2016	35,532.00	.000	05/15/2024	40,000.00	1.525	1783
912833LR9	227672	2000	US TREASURY STRI ZERO-% 5	08/12/2016	88,848.00	.000	05/15/2024	100,000.00	1.530	1783
912833LR9	231306	2000	S 0 05-15-24	05/11/2017	34,164.40	.000	05/15/2024	40,000.00	2.262	1783
912833LR9	231591	2000	S 0 05-15-24	06/02/2017	34,569.60	.000	05/15/2024	40,000.00	2.110	1783
912833LR9	237033	2000	S 0 05-15-24	06/14/2018	33,752.80	.000	05/15/2024	40,000.00	2.890	1783
912833LR9	237318	2000	S 0 05-15-24	07/06/2018	33,972.40	.000	05/15/2024	40,000.00	2.807	1783
912833LR9	237409	2000	S 0 05-15-24	07/12/2018	33,974.80	.000	05/15/2024	40,000.00	2.814	1783
3134GTMD2	241058	1010	FHLMC 2.65 05-15-24	05/15/2019	15,000,000.00	2.650	05/15/2024	15,000,000.00	2.650	1783
912833LR9	241257	2000	S 0 05-15-24	05/09/2019	35,629.20	.000	05/15/2024	40,000.00	2.320	1783
912833LR9	241681	2000	S 0 05-15-24	06/21/2019	36,514.00	.000	05/15/2024	40,000.00	1.870	1783
912828XT2	241541	1020	T 2 05-31-24	06/06/2019	15,071,484.38	2.000	05/31/2024	15,000,000.00	1.899	1799
912828XT2	241723	1020	T 2 05-31-24	06/20/2019	10,060,937.50	2.000	05/31/2024	10,000,000.00	1.870	1799
48130URE7	241793	1030	JPM 2.35 06-24-24 GMTN	06/26/2019	10,000,000.00	2.350	06/24/2024	10,000,000.00	2.350	1823
31358C2C9	132101	2000	FNMA STRIP	03/06/2000	879,017.75	.000	08/07/2024	4,405,000.00	6.709	1867
912833LS7	178336	2000	US TREASURY STRIP	10/04/2006	20,983.50	.000	08/15/2024	50,000.00	4.920	1875
912833LS7	178590	2000	US TREASURY STRIP	10/26/2006	56,549.64	.000	08/15/2024	138,000.00	5.074	1875
912833LS7	179000	2000	US TREASURY STRIP	11/28/2006	21,524.00	.000	08/15/2024	50,000.00	4.815	1875
912833LS7	182224	2000	US TREASURY STRIP	08/28/2007	42,556.00	.000	08/15/2024	100,000.00	5.100	1875
912833LS7	182760	2000	US TREASURY STRIP	10/05/2007	43,684.00	.000	08/15/2024	100,000.00	4.973	1875
912833LS7	188071	2000	US TREASURY STRIP	09/15/2008	25,200.00	.000	08/15/2024	50,000.00	4.352	1875
912833LS7	188166	2010	US TREASURY STRIP	09/22/2008	297,624.96	.000	08/15/2024	576,000.00	4.197	1875
912833LS7	193257	2000	US TREASURY STRIP	08/18/2009	50,300.25	.000	08/15/2024	100,000.00	4.636	1875
912833LS7	199564	2000	US TREASURY STRIP	08/13/2010	29,634.00	.000	08/15/2024	50,000.00	3.770	1875
912833LS7	200627	2000	US TREASURY STRIP	09/24/2010	61,168.00	.000	08/15/2024	100,000.00	3.570	1875
912833LS7	207494	2000	US TREASURY STRIP	09/23/2011	35,735.50	.000	08/15/2024	50,000.00	2.622	1875
912833LS7	207864	2000	US TREASURY STRIP	10/31/2011	69,763.00	.000	08/15/2024	100,000.00	2.835	1875
912833LS7	207917	2000	US TREASURY STRIP	11/03/2011	34,779.50	.000	08/15/2024	50,000.00	2.860	1875
912833LS7	211243	2000	US TREASURY STRIP	08/17/2012	38,678.50	.000	08/15/2024	50,000.00	2.152	1875
912833LS7	211303	2000	US TREASURY STRIP	08/22/2012	76,301.00	.000	08/15/2024	100,000.00	2.270	1875
912833LS7	215298	2000	US TREASURY STRIP	08/16/2013	35,765.00	.000	08/15/2024	50,000.00	3.070	1875
912833LS7	215621	2000	US TREASURY STRIP	09/26/2013	35,911.50	.000	08/15/2024	50,000.00	3.064	1875
912833LS7	215885	2000	US TREASURY STRIP	11/01/2013	73,534.00	.000	08/15/2024	100,000.00	2.870	1875



Run Date: 7/2/2019 7:43:02 AM

Investments Outstanding As Of Date: 6/28/2019

INVENTORY BY MATURITY REPORT

CUSIP	Investment #	Fund	Issuer	Purchase Date	Current Book	Current Rate	Maturity Date	Current Par	YTM	Days to Maturity
912833LS7	218840	2000	US TREASURY STRIP	08/28/2014	310,592.00	.000	08/15/2024	400,000.00	2.555	1875
912833LS7	219032	2000	US TREASURY STRIP	09/18/2014	76,300.00	.000	08/15/2024	100,000.00	2.749	1875
912833LS7	219293	2000	US TREASURY STRIP	10/17/2014	31,700.40	.000	08/15/2024	40,000.00	2.380	1875
912833LS7	224332	2000	USTREASURYSTRI	10/08/2015	83,224.00	.000	08/15/2024	100,000.00	2.085	1875
912833LS7	224486	2000	USTREASURYSTRI	10/22/2015	83,108.00	.000	08/15/2024	100,000.00	2.110	1875
912833LS7	224564	2000	USTREASURYSTRI	10/29/2015	33,210.40	.000	08/15/2024	40,000.00	2.126	1875
912833LS7	228076	2000	US TREASURY STRI ZERO-% 8	09/23/2016	44,020.50	.000	08/15/2024	50,000.00	1.620	1875
912833LS7	228288	2000	US TREASURY STRI ZERO-% 8	10/14/2016	218,855.00	.000	08/15/2024	250,000.00	1.705	1875
912833LS7	234131	2000	S 0 08-15-24	10/26/2017	34,282.00	.000	08/15/2024	40,000.00	2.280	1875
912833LS7	234155	2000	S 0 08-15-24	10/26/2017	42,881.00	.000	08/15/2024	50,000.00	2.270	1875
912833LS7	234190	2000	S 0 08-15-24	10/27/2017	21,413.00	.000	08/15/2024	25,000.00	2.290	1875
912833LS7	237882	2000	S 0 08-15-24	08/23/2018	101,802.00	.000	08/15/2024	120,000.00	2.770	1875
912833LS7	237920	2000	S 0 08-15-24	08/23/2018	33,954.00	.000	08/15/2024	40,000.00	2.760	1875
912833LS7	237933	2000	S 0 08-15-24	08/23/2018	212,152.50	.000	08/15/2024	250,000.00	2.765	1875
912833LS7	238210	2000	S 0 08-15-24	09/13/2018	33,809.20	.000	08/15/2024	40,000.00	2.860	1875
912833LS7	238689	2000	S 0 08-15-24	10/25/2018	334,564.00	.000	08/15/2024	400,000.00	3.100	1875
912833LT5	179298	2000	US TREASURY STRIP	12/18/2006	106,165.00	.000	11/15/2024	250,000.00	4.840	1967
912833LT5	183734	2000	US TREASURY STRIP	12/05/2007	23,205.00	.000	11/15/2024	50,000.00	4.582	1967
912833LT5	183941	2000	US TREASURY STRIP	12/19/2007	44,185.00	.000	11/15/2024	100,000.00	4.890	1967
912833LT5	184231	2000	US TREASURY STRIP	01/10/2008	70,140.00	.000	11/15/2024	150,000.00	4.564	1967
912833LT5	189218	2000	US TREASURY STRIP	11/21/2008	49,875.00	.000	11/15/2024	100,000.00	4.400	1967
912833LT5	189264	2000	US TREASURY STRIP	11/21/2008	2,600.00	.000	11/15/2024	5,000.00	4.133	1967
912833LT5	189963	2000	US TREASURY STRIP	01/12/2009	142,012.50	.000	11/15/2024	250,000.00	3.602	1967
912833LT5	190251	2000	US TREASURY STRIP	02/04/2009	52,959.00	.000	11/15/2024	100,000.00	4.070	1967
912833LT5	194197	2000	US TREASURY STRIP	11/24/2009	51,822.00	.000	11/15/2024	100,000.00	4.438	1967
912833LT5	194730	2000	US TREASURY STRIP	01/28/2010	25,675.50	.000	11/15/2024	50,000.00	4.556	1967
912833LT5	201936	2000	US TREASURY STRIP	11/17/2010	29,484.00	.000	11/15/2024	50,000.00	3.810	1967
912833LT5	202151	2000	US TREASURY STRIP	11/24/2010	28,988.50	.000	11/15/2024	50,000.00	3.939	1967
912833LT5	203391	2000	US TREASURY STRIP	01/31/2011	55,167.00	.000	11/15/2024	100,000.00	4.361	1967
912833LT5	212193	2000	US TREASURY STRIP	11/30/2012	116,995.50	.000	11/15/2024	150,000.00	2.089	1967
912833LT5	212323	2000	US TREASURY STRIP	12/13/2012	273,833.00	.000	11/15/2024	350,000.00	2.069	1967
912833LT5	212652	2000	US TREASURY STRIP	01/17/2013	38,165.50	.000	11/15/2024	50,000.00	2.297	1967
912833LT5	216072	2000	US TREASURY STRIP	11/21/2013	35,877.00	.000	11/15/2024	50,000.00	3.045	1967



Run Date: 7/2/2019 7:43:02 AM

Investments Outstanding As Of Date: 6/28/2019

INVENTORY BY MATURITY REPORT

CUSIP	Investment #	Fund	Issuer	Purchase Date	Current Book	Current Rate	Maturity Date	Current Par	YTM	Days to Maturity
912833LT5	216417	2000	US TREASURY STRIP	01/09/2014	70,073.00	.000	11/15/2024	100,000.00	3.305	1967
912833LT5	219694	2000	US TREASURY STRIP	11/20/2014	194,320.00	.000	11/15/2024	250,000.00	2.539	1967
912833LT5	220247	2000	US TREASURY STRIP	01/09/2015	40,861.50	.000	11/15/2024	50,000.00	2.060	1967
912833LT5	220349	2000	US TREASURY STRIP	01/20/2015	81,953.00	.000	11/15/2024	100,000.00	2.038	1967
912833LT5	220435	2000	US TREASURY STRIP	01/26/2015	83,001.00	.000	11/15/2024	100,000.00	1.910	1967
912833LT5	220456	2000	US TREASURY STRIP	01/26/2015	41,430.00	.000	11/15/2024	50,000.00	1.928	1967
912833LT5	220475	2000	US TREASURY STRIP	01/26/2015	33,142.40	.000	11/15/2024	40,000.00	1.928	1967
912833LT5	220504	2000	US TREASURY STRIP	01/27/2015	207,312.50	.000	11/15/2024	250,000.00	1.920	1967
912833LT5	220608	2000	US TREASURY STRIP	01/29/2015	206,422.50	.000	11/15/2024	250,000.00	1.965	1967
912833LT5	225022	2000	USTREASURYSTRIP	12/24/2015	204,282.50	.000	11/15/2024	250,000.00	2.284	1967
912833LT5	225344	2000	USTREASURYSTRIP	02/04/2016	83,692.00	.000	11/15/2024	100,000.00	2.039	1967
912833LT5	228573	2000	US TREASURY STRI ZERO-% 1	11/14/2016	15,608.88	.000	11/15/2024	18,000.00	1.789	1967
912833LT5	229113	2000	S 0 11-15-24	01/12/2017	16,626.80	.000	11/15/2024	20,000.00	2.370	1967
912833LT5	229116	2000	S 0 11-15-24	01/12/2017	16,626.80	.000	11/15/2024	20,000.00	2.370	1967
912833LT5	229261	2000	S 0 11-15-24	01/26/2017	207,385.00	.000	11/15/2024	250,000.00	2.410	1967
912833LT5	229399	2000	S 0 11-15-24	02/02/2017	33,095.20	.000	11/15/2024	40,000.00	2.450	1967
912833LT5	234359	2000	S 0 11-15-24	11/16/2017	85,095.00	.000	11/15/2024	100,000.00	2.320	1967
912833LT5	234932	2000	S 0 11-15-24	01/25/2018	33,507.60	.000	11/15/2024	40,000.00	2.620	1967
912833LT5	235058	2000	S 0 11-15-24	02/02/2018	33,437.20	.000	11/15/2024	40,000.00	2.660	1967
31359YCR6	173959	2000	FNMA STRIP	12/13/2005	98,180.60	.000	01/15/2025	266,000.00	5.290	2028
76116EGF1	179704	2000	REF CORP STRIP	01/31/2007	59,028.00	.000	01/15/2025	150,000.00	5.262	2028
31358C2D7	143508	2000	FNMA STRIP	08/10/2000	427,761.60	.000	02/07/2025	2,195,000.00	6.790	2051
912833LU2	180372	2000	US TREASURY STRIP	04/03/2007	20,723.00	.000	02/15/2025	50,000.00	4.990	2059
912833LU2	180524	2000	US TREASURY STRIP	04/12/2007	40,692.00	.000	02/15/2025	100,000.00	5.103	2059
912833LU2	180740	2000	US TREASURY STRIP	04/30/2007	41,671.00	.000	02/15/2025	100,000.00	4.980	2059
912833LU2	184842	2000	US TREASURY STRIP	02/28/2008	4,450.19	.000	02/15/2025	10,000.00	4.830	2059
912833LU2	185232	2000	US TREASURY STRIP	03/27/2008	4,740.00	.000	02/15/2025	10,000.00	4.470	2059
912833LU2	185275	2000	US TREASURY STRIP	03/28/2008	23,820.50	.000	02/15/2025	50,000.00	4.440	2059
912833LU2	185601	2000	US TREASURY STRIP	04/16/2008	23,797.00	.000	02/15/2025	50,000.00	4.460	2059
912833LU2	185623	2000	US TREASURY STRIP	04/16/2008	4,800.00	.000	02/15/2025	10,000.00	4.408	2059
912833LU2	185887	2000	US TREASURY STRIP	04/28/2008	11,305.75	.000	02/15/2025	25,000.00	4.780	2059
912833LU2	190601	2000	US TREASURY STRIP	02/27/2009	26,736.50	.000	02/15/2025	50,000.00	3.959	2059
912833LU2	190832	2000	US TREASURY STRIP	03/20/2009	26,256.50	.000	02/15/2025	50,000.00	4.090	2059



Run Date: 7/2/2019 7:43:02 AM

Investments Outstanding As Of Date: 6/28/2019

INVENTORY BY MATURITY REPORT

CUSIP	Investment #	Fund	Issuer	Purchase Date	Current Book	Current Rate	Maturity Date	Current Par	YTM	Days to Maturity
912833LU2	190958	2000	US TREASURY STRIP	03/30/2009	53,103.00	.000	02/15/2025	100,000.00	4.025	2059
912833LU2	191124	2000	US TREASURY STRIP	04/13/2009	2,750.00	.000	02/15/2025	5,000.00	3.809	2059
912833LU2	191215	2000	US TREASURY STRIP	04/16/2009	26,355.50	.000	02/15/2025	50,000.00	4.085	2059
912833LU2	191862	2000	US TREASURY STRIP	04/24/2009	26,435.00	.000	02/15/2025	50,000.00	4.072	2059
912833LU2	194861	2000	US TREASURY STRIP	02/08/2010	49,845.00	.000	02/15/2025	100,000.00	4.690	2059
912833LU2	195185	2000	US TREASURY STRIP	03/03/2010	25,037.00	.000	02/15/2025	50,000.00	4.679	2059
912833LU2	195392	2000	US TREASURY STRIP	03/12/2010	49,804.00	.000	02/15/2025	100,000.00	4.724	2059
912833LU2	195861	2000	US TREASURY STRIP	04/08/2010	24,416.00	.000	02/15/2025	50,000.00	4.883	2059
912833LU2	196886	2000	US TREASURY STRIP	04/30/2010	25,530.00	.000	02/15/2025	50,000.00	4.595	2059
912833LU2	203860	2000	US TREASURY STRIP	02/28/2011	27,180.00	.000	02/15/2025	50,000.00	4.413	2059
912833LU2	204507	2000	US TREASURY STRIP	04/12/2011	53,930.00	.000	02/15/2025	100,000.00	4.510	2059
912833LU2	205420	2000	US TREASURY STRIP	05/05/2011	56,398.00	.000	02/15/2025	100,000.00	4.199	2059
912833LU2	208703	2000	US TREASURY STRIP	02/16/2012	35,489.00	.000	02/15/2025	50,000.00	2.655	2059
912833LU2	208874	2000	US TREASURY STRIP	03/05/2012	71,366.00	.000	02/15/2025	100,000.00	2.622	2059
912833LU2	209013	2000	US TREASURY STRIP	03/19/2012	34,043.00	.000	02/15/2025	50,000.00	3.000	2059
912833LU2	209138	2000	US TREASURY STRIP	04/05/2012	34,583.00	.000	02/15/2025	50,000.00	2.887	2059
912833LU2	209930	2000	US TREASURY STRIP	04/30/2012	35,684.00	.000	02/15/2025	50,000.00	2.654	2059
912833LU2	213290	2000	US TREASURY STRIP	03/25/2013	37,514.00	.000	02/15/2025	50,000.00	2.430	2059
912833LU2	213362	2000	US TREASURY STRIP	03/28/2013	75,184.00	.000	02/15/2025	100,000.00	2.414	2059
912833LU2	213439	2000	US TREASURY STRIP	04/04/2013	38,052.50	.000	02/15/2025	50,000.00	2.314	2059
912833LU2	213506	2000	US TREASURY STRIP	04/12/2013	77,296.00	.000	02/15/2025	100,000.00	2.186	2059
912833LU2	214258	2000	US TREASURY STRIP	05/02/2013	78,032.00	.000	02/15/2025	100,000.00	2.115	2059
912833LU2	216912	2000	US TREASURY STRIP	03/21/2014	180,677.50	.000	02/15/2025	250,000.00	3.000	2059
912833LU2	220877	2000	US TREASURY STRIP	02/13/2015	32,390.80	.000	02/15/2025	40,000.00	2.120	2059
912833LU2	222351	2000	US TREASURY STRIP	04/30/2015	32,756.00	.000	02/15/2025	40,000.00	2.050	2059
912833LU2	225735	2000	USTREASURYSTRIP	03/17/2016	33,329.60	.000	02/15/2025	40,000.00	2.057	2059
912833LU2	225748	2000	USTREASURYSTRIP	03/17/2016	15,189.11	.000	02/15/2025	18,250.00	2.070	2059
912833LU2	229655	2000	S 0 02-15-25	02/24/2017	42,821.48	.000	02/15/2025	52,000.00	2.450	2059
912833LU2	230019	2000	S 0 02-15-25	03/24/2017	330,096.00	.000	02/15/2025	400,000.00	2.447	2059
912833LU2	230114	2000	S 0 02-15-25	03/30/2017	207,365.00	.000	02/15/2025	250,000.00	2.387	2059
912833LU2	230234	2000	S 0 02-15-25	04/06/2017	41,675.00	.000	02/15/2025	50,000.00	2.330	2059
912833LU2	230355	2000	S 0 02-15-25	04/17/2017	33,492.80	.000	02/15/2025	40,000.00	2.280	2059
912833LU2	230990	2000	S 0 02-15-25	04/28/2017	209,797.50	.000	02/15/2025	250,000.00	2.260	2059



Run Date: 7/2/2019 7:43:02 AM

Investments Outstanding As Of Date: 6/28/2019

INVENTORY BY MATURITY REPORT

CUSIP	Investment #	Fund	Issuer	Purchase Date	Current Book	Current Rate	Maturity Date	Current Par	YTM	Days to Maturity
912833LU2	235199	2000	S 0 02-15-25	02/15/2018	32,902.40	.000	02/15/2025	40,000.00	2.810	2059
912833LU2	235368	2000	S 0 02-15-25	03/01/2018	32,960.80	.000	02/15/2025	40,000.00	2.800	2059
912833LU2	235393	2000	S 0 02-15-25	03/01/2018	32,919.20	.000	02/15/2025	40,000.00	2.818	2059
912833LU2	235453	2000	S 0 02-15-25	03/05/2018	164,144.00	.000	02/15/2025	200,000.00	2.863	2059
912833LU2	235526	2000	S 0 02-15-25	03/08/2018	32,958.80	.000	02/15/2025	40,000.00	2.809	2059
912833LU2	236308	2000	S 0 02-15-25	04/26/2018	32,771.20	.000	02/15/2025	40,000.00	2.950	2059
31364DKF2	128970	2000	FNMA STRIP	02/07/2000	223,375.00	.000	04/08/2025	1,250,000.00	6.961	2111
912833LVO	181171	2000	US TREASURY STRIP	05/31/2007	19,959.50	.000	05/15/2025	50,000.00	5.180	2148
912833LVO	181419	2000	US TREASURY STRIP	06/26/2007	19,228.50	.000	05/15/2025	50,000.00	5.415	2148
912833LVO	181560	2000	US TREASURY STRIP	07/06/2007	19,671.00	.000	05/15/2025	50,000.00	5.292	2148
912833LVO	181866	2000	US TREASURY STRIP	07/30/2007	40,080.00	.000	05/15/2025	100,000.00	5.205	2148
912833LVO	186338	2010	US TREASURY STRIP	05/22/2008	3,362,475.66	.000	05/15/2025	7,538,000.00	4.811	2148
912833LVO	186424	2000	US TREASURY STRIP	05/27/2008	22,582.00	.000	05/15/2025	50,000.00	4.740	2148
912833LVO	186669	2000	US TREASURY STRIP	06/09/2008	11,087.50	.000	05/15/2025	25,000.00	4.860	2148
912833LVO	187232	2000	US TREASURY STRIP	07/11/2008	4,607.10	.000	05/15/2025	10,000.00	4.654	2148
912833LVO	192221	2000	US TREASURY STRIP	05/13/2009	72,570.00	.000	05/15/2025	150,000.00	4.588	2148
912833LVO	193239	2000	US TREASURY STRIP	08/18/2009	23,949.52	.000	05/15/2025	50,000.00	4.731	2148
912833LVO	197106	2000	US TREASURY STRIP	05/11/2010	159,702.01	.000	05/15/2025	306,000.00	4.379	2148
912833LVO	197199	2000	US TREASURY STRIP	05/14/2010	12,980.00	.000	05/15/2025	25,000.00	4.417	2148
912833LVO	198379	2000	US TREASURY STRIP	06/30/2010	27,752.50	.000	05/15/2025	50,000.00	3.997	2148
912833LVO	198708	2000	US TREASURY STRIP	07/13/2010	55,350.00	.000	05/15/2025	100,000.00	4.026	2148
912833LVO	205479	2000	US TREASURY STRIP	05/09/2011	56,083.00	.000	05/15/2025	100,000.00	4.169	2148
912833LVO	206124	2000	US TREASURY STRIP	06/13/2011	58,012.00	.000	05/15/2025	100,000.00	3.950	2148
912833LVO	206330	2000	US TREASURY STRIP	06/23/2011	28,997.00	.000	05/15/2025	50,000.00	3.960	2148
912833LVO	206376	2000	US TREASURY STRIP	06/27/2011	28,917.00	.000	05/15/2025	50,000.00	3.983	2148
912833LVO	210183	2000	US TREASURY STRIP	05/16/2012	36,274.50	.000	05/15/2025	50,000.00	2.484	2148
912833LVO	210398	2000	US TREASURY STRIP	06/06/2012	38,344.00	.000	05/15/2025	50,000.00	2.062	2148
912833LVO	210604	2000	US TREASURY STRIP	06/25/2012	37,390.00	.000	05/15/2025	50,000.00	2.268	2148
912833LVO	214709	2000	US TREASURY STRIP	06/17/2013	36,371.00	.000	05/15/2025	50,000.00	2.690	2148
912833LVO	218187	2000	US TREASURY STRIP	06/26/2014	36,586.50	.000	05/15/2025	50,000.00	2.890	2148
912833LVO	218213	2000	US TREASURY STRIP	06/27/2014	36,483.50	.000	05/15/2025	50,000.00	2.917	2148
912833LVO	218583	2000	US TREASURY STRIP	07/31/2014	37,316.00	.000	05/15/2025	50,000.00	2.730	2148
912833LVO	222630	2000	US TREASURY STRIP	05/21/2015	197,090.00	.000	05/15/2025	250,000.00	2.396	2148



Run Date: 7/2/2019 7:43:02 AM

Investments Outstanding As Of Date: 6/28/2019

INVENTORY BY MATURITY REPORT

CUSIP	Investment #	Fund	Issuer	Purchase Date	Current Book	Current Rate	Maturity Date	Current Par	YTM	Days to Maturity
912833LV0	226878	2000	US TREASURY STRI ZERO-% 5	05/26/2016	101,092.80	.000	05/15/2025	120,000.00	1.921	2148
912833LV0	227317	2000	US TREASURY STRI ZERO-% 5	07/15/2016	43,758.50	.000	05/15/2025	50,000.00	1.515	2148
912833LV0	227501	2000	US TREASURY STRI ZERO-% 5	07/29/2016	34,722.80	.000	05/15/2025	40,000.00	1.615	2148
912833LV0	227673	2000	US TREASURY STRI ZERO-% 5	08/12/2016	86,709.00	.000	05/15/2025	100,000.00	1.635	2148
912833LV0	231307	2000	S 0 05-15-25	05/11/2017	33,151.20	.000	05/15/2025	40,000.00	2.358	2148
912833LV0	231594	2000	S 0 05-15-25	06/02/2017	33,612.80	.000	05/15/2025	40,000.00	2.200	2148
912833LV0	237034	2000	S 0 05-15-25	06/14/2018	32,686.40	.000	05/15/2025	40,000.00	2.940	2148
912833LV0	237319	2000	S 0 05-15-25	07/06/2018	32,952.80	.000	05/15/2025	40,000.00	2.846	2148
912833LV0	237413	2000	S 0 05-15-25	07/12/2018	32,964.40	.000	05/15/2025	40,000.00	2.847	2148
912833LV0	241258	2000	S 0 05-15-25	05/09/2019	34,713.20	.000	05/15/2025	40,000.00	2.370	2148
912833LV0	241682	2000	S 0 05-15-25	06/21/2019	35,730.80	.000	05/15/2025	40,000.00	1.922	2148
912833LW8	178337	2000	US TREASURY STRIP	10/04/2006	20,025.00	.000	08/15/2025	50,000.00	4.910	2240
912833LW8	178591	2000	US TREASURY STRIP	10/26/2006	53,924.88	.000	08/15/2025	138,000.00	5.060	2240
912833LW8	179001	2000	US TREASURY STRIP	11/28/2006	20,561.50	.000	08/15/2025	50,000.00	4.805	2240
912833LW8	182225	2000	US TREASURY STRIP	08/28/2007	40,395.00	.000	08/15/2025	100,000.00	5.110	2240
912833LW8	182556	2000	US TREASURY STRIP	09/25/2007	40,300.00	.000	08/15/2025	100,000.00	5.146	2240
912833LW8	182761	2000	US TREASURY STRIP	10/05/2007	41,591.00	.000	08/15/2025	100,000.00	4.972	2240
912833LW8	188072	2000	US TREASURY STRIP	09/15/2008	23,900.00	.000	08/15/2025	50,000.00	4.412	2240
912833LW8	188167	2010	US TREASURY STRIP	09/22/2008	283,253.76	.000	08/15/2025	576,000.00	4.245	2240
912833LW8	193258	2000	US TREASURY STRIP	08/18/2009	47,575.25	.000	08/15/2025	100,000.00	4.700	2240
912833LW8	199566	2000	US TREASURY STRIP	08/13/2010	28,213.50	.000	08/15/2025	50,000.00	3.850	2240
912833LW8	200628	2000	US TREASURY STRIP	09/24/2010	58,269.00	.000	08/15/2025	100,000.00	3.660	2240
912833LW8	207495	2000	US TREASURY STRIP	09/23/2011	34,194.00	.000	08/15/2025	50,000.00	2.754	2240
912833LW8	207865	2000	US TREASURY STRIP	10/31/2011	66,683.00	.000	08/15/2025	100,000.00	2.960	2240
912833LW8	207918	2000	US TREASURY STRIP	11/03/2011	33,304.50	.000	08/15/2025	50,000.00	2.970	2240
912833LW8	211244	2000	US TREASURY STRIP	08/17/2012	37,131.50	.000	08/15/2025	50,000.00	2.303	2240
912833LW8	211304	2000	US TREASURY STRIP	08/22/2012	73,174.00	.000	08/15/2025	100,000.00	2.421	2240
912833LW8	215299	2000	US TREASURY STRIP	08/16/2013	34,042.50	.000	08/15/2025	50,000.00	3.230	2240
912833LW8	215622	2000	US TREASURY STRIP	09/26/2013	34,202.00	.000	08/15/2025	50,000.00	3.221	2240
912833LW8	215886	2000	US TREASURY STRIP	11/01/2013	70,071.00	.000	08/15/2025	100,000.00	3.040	2240
912833LW8	218841	2000	US TREASURY STRIP	08/28/2014	299,544.00	.000	08/15/2025	400,000.00	2.655	2240
912833LW8	219033	2000	US TREASURY STRIP	09/18/2014	73,400.00	.000	08/15/2025	100,000.00	2.855	2240
912833LW8	219294	2000	US TREASURY STRIP	10/17/2014	30,580.80	.000	08/15/2025	40,000.00	2.495	2240



Run Date: 7/2/2019 7:43:02 AM

Investments Outstanding As Of Date: 6/28/2019

INVENTORY BY MATURITY REPORT

CUSIP	Investment #	Fund	Issuer	Purchase Date	Current Book	Current Rate	Maturity Date	Current Par	YTM	Days to Maturity
912833LW8	224333	2000	USTREASURYSTRIP	10/08/2015	80,922.00	.000	08/15/2025	100,000.00	2.160	2240
912833LW8	224487	2000	USTREASURYSTRIP	10/22/2015	80,988.00	.000	08/15/2025	100,000.00	2.160	2240
912833LW8	224565	2000	USTREASURYSTRIP	10/29/2015	32,300.00	.000	08/15/2025	40,000.00	2.195	2240
912833LW8	228077	2000	US TREASURY STRI ZERO-% 8	09/23/2016	42,954.50	.000	08/15/2025	50,000.00	1.715	2240
912833LW8	228289	2000	US TREASURY STRI ZERO-% 8	10/14/2016	213,387.50	.000	08/15/2025	250,000.00	1.800	2240
912833LW8	234132	2000	S 0 08-15-25	10/26/2017	33,358.80	.000	08/15/2025	40,000.00	2.340	2240
912833LW8	234156	2000	S 0 08-15-25	10/26/2017	41,698.50	.000	08/15/2025	50,000.00	2.340	2240
912833LW8	234191	2000	S 0 08-15-25	10/27/2017	20,818.25	.000	08/15/2025	25,000.00	2.360	2240
912833LW8	237893	2000	S 0 08-15-25	08/23/2018	98,767.20	.000	08/15/2025	120,000.00	2.810	2240
912833LW8	237921	2000	S 0 08-15-25	08/23/2018	32,945.20	.000	08/15/2025	40,000.00	2.800	2240
912833LW8	237934	2000	S 0 08-15-25	08/23/2018	205,827.50	.000	08/15/2025	250,000.00	2.806	2240
912833LW8	238211	2000	S 0 08-15-25	09/13/2018	32,773.20	.000	08/15/2025	40,000.00	2.900	2240
912833LW8	238688	2000	S 0 08-15-25	10/25/2018	323,192.00	.000	08/15/2025	400,000.00	3.157	2240
912833LX6	179299	2000	US TREASURY STRIP	12/18/2006	101,300.00	.000	11/15/2025	250,000.00	4.835	2332
912833LX6	179705	2000	US TREASURY STRIP	01/31/2007	57,760.50	.000	11/15/2025	150,000.00	5.145	2332
912833LX6	183735	2000	US TREASURY STRIP	12/05/2007	22,105.00	.000	11/15/2025	50,000.00	4.601	2332
912833LX6	183942	2000	US TREASURY STRIP	12/19/2007	42,101.00	.000	11/15/2025	100,000.00	4.890	2332
912833LX6	184232	2000	US TREASURY STRIP	01/10/2008	66,975.00	.000	11/15/2025	150,000.00	4.570	2332
912833LX6	189219	2000	US TREASURY STRIP	11/21/2008	46,964.00	.000	11/15/2025	100,000.00	4.500	2332
912833LX6	189266	2000	US TREASURY STRIP	11/21/2008	2,400.00	.000	11/15/2025	5,000.00	4.369	2332
912833LX6	189964	2000	US TREASURY STRIP	01/12/2009	137,542.50	.000	11/15/2025	250,000.00	3.580	2332
912833LX6	190252	2000	US TREASURY STRIP	02/04/2009	52,010.00	.000	11/15/2025	100,000.00	3.935	2332
912833LX6	194198	2000	US TREASURY STRIP	11/24/2009	49,295.00	.000	11/15/2025	100,000.00	4.477	2332
912833LX6	194731	2000	US TREASURY STRIP	01/28/2010	24,260.00	.000	11/15/2025	50,000.00	4.631	2332
912833LX6	201937	2000	US TREASURY STRIP	11/17/2010	27,772.50	.000	11/15/2025	50,000.00	3.960	2332
912833LX6	202152	2000	US TREASURY STRIP	11/24/2010	27,348.50	.000	11/15/2025	50,000.00	4.070	2332
912833LX6	203392	2000	US TREASURY STRIP	01/31/2011	52,041.00	.000	11/15/2025	100,000.00	4.466	2332
912833LX6	212194	2000	US TREASURY STRIP	11/30/2012	112,654.50	.000	11/15/2025	150,000.00	2.222	2332
912833LX6	212324	2000	US TREASURY STRIP	12/13/2012	263,497.50	.000	11/15/2025	350,000.00	2.209	2332
912833LX6	212653	2000	US TREASURY STRIP	01/17/2013	36,596.50	.000	11/15/2025	50,000.00	2.448	2332
912833LX6	216073	2000	US TREASURY STRIP	11/21/2013	34,077.50	.000	11/15/2025	50,000.00	3.225	2332
912833LX6	216418	2000	US TREASURY STRIP	01/09/2014	66,572.00	.000	11/15/2025	100,000.00	3.464	2332
912833LX6	219697	2000	US TREASURY STRIP	11/20/2014	187,192.50	.000	11/15/2025	250,000.00	2.651	2332



Run Date: 7/2/2019 7:43:02 AM

Investments Outstanding As Of Date: 6/28/2019

INVENTORY BY MATURITY REPORT

CUSIP	Investment #	Fund	Issuer	Purchase Date	Current Book	Current Rate	Maturity Date	Current Par	YTM	Days to Maturity
912833LX6	220248	2000	US TREASURY STRIP	01/09/2015	39,733.00	.000	11/15/2025	50,000.00	2.130	2332
912833LX6	220350	2000	US TREASURY STRIP	01/20/2015	79,626.00	.000	11/15/2025	100,000.00	2.117	2332
912833LX6	220436	2000	US TREASURY STRIP	01/26/2015	80,658.00	.000	11/15/2025	100,000.00	2.000	2332
912833LX6	220457	2000	US TREASURY STRIP	01/26/2015	40,253.50	.000	11/15/2025	50,000.00	2.018	2332
912833LX6	220476	2000	US TREASURY STRIP	01/26/2015	32,211.60	.000	11/15/2025	40,000.00	2.015	2332
912833LX6	220505	2000	US TREASURY STRIP	01/27/2015	201,440.00	.000	11/15/2025	250,000.00	2.010	2332
912833LX6	220609	2000	US TREASURY STRIP	01/29/2015	200,487.50	.000	11/15/2025	250,000.00	2.055	2332
912833LX6	225023	2000	USTREASURYSTRIP	12/24/2015	198,137.50	.000	11/15/2025	250,000.00	2.364	2332
912833LX6	225362	2000	USTREASURYSTRIP	02/04/2016	81,233.00	.000	11/15/2025	100,000.00	2.137	2332
912833LX6	228574	2000	US TREASURY STRI ZERO-% 1	11/14/2016	15,188.94	.000	11/15/2025	18,000.00	1.895	2332
912833LX6	229118	2000	S 0 11-15-25	01/12/2017	16,070.40	.000	11/15/2025	20,000.00	2.490	2332
912833LX6	229119	2000	S 0 11-15-25	01/12/2017	16,070.40	.000	11/15/2025	20,000.00	2.490	2332
912833LX6	229262	2000	S 0 11-15-25	01/26/2017	200,375.00	.000	11/15/2025	250,000.00	2.530	2332
912833LX6	229408	2000	S 0 11-15-25	02/02/2017	31,964.40	.000	11/15/2025	40,000.00	2.570	2332
912833LX6	234360	2000	S 0 11-15-25	11/16/2017	82,696.00	.000	11/15/2025	100,000.00	2.390	2332
912833LX6	234933	2000	S 0 11-15-25	01/25/2018	32,496.40	.000	11/15/2025	40,000.00	2.680	2332
912833LX6	235059	2000	S 0 11-15-25	02/02/2018	32,415.60	.000	11/15/2025	40,000.00	2.720	2332
31359YCT2	147430	2000	FNMA STRIP	03/07/2001	510,114.50	.000	01/15/2026	2,350,000.00	6.240	2393
31359YCT2	173960	2000	FNMA STRIP	12/13/2005	94,640.82	.000	01/15/2026	267,000.00	5.230	2393
912833LY4	180373	2000	US TREASURY STRIP	04/03/2007	19,799.00	.000	02/15/2026	50,000.00	4.970	2424
912833LY4	180525	2000	US TREASURY STRIP	04/12/2007	38,853.00	.000	02/15/2026	100,000.00	5.080	2424
912833LY4	180741	2000	US TREASURY STRIP	04/30/2007	39,780.00	.000	02/15/2026	100,000.00	4.965	2424
912833LY4	184843	2000	US TREASURY STRIP	02/28/2008	4,213.13	.000	02/15/2026	10,000.00	4.870	2424
912833LY4	185233	2000	US TREASURY STRIP	03/27/2008	4,515.00	.000	02/15/2026	10,000.00	4.495	2424
912833LY4	185276	2000	US TREASURY STRIP	03/28/2008	22,677.50	.000	02/15/2026	50,000.00	4.470	2424
912833LY4	185602	2000	US TREASURY STRIP	04/16/2008	22,691.00	.000	02/15/2026	50,000.00	4.480	2424
912833LY4	185624	2000	US TREASURY STRIP	04/16/2008	4,560.00	.000	02/15/2026	10,000.00	4.452	2424
912833LY4	185888	2000	US TREASURY STRIP	04/28/2008	10,765.25	.000	02/15/2026	25,000.00	4.790	2424
912833LY4	190602	2000	US TREASURY STRIP	02/27/2009	26,175.00	.000	02/15/2026	50,000.00	3.851	2424
912833LY4	190833	2000	US TREASURY STRIP	03/20/2009	25,593.50	.000	02/15/2026	50,000.00	4.000	2424
912833LY4	190959	2000	US TREASURY STRIP	03/30/2009	51,783.00	.000	02/15/2026	100,000.00	3.937	2424
912833LY4	191125	2000	US TREASURY STRIP	04/13/2009	2,650.00	.000	02/15/2026	5,000.00	3.805	2424
912833LY4	191216	2000	US TREASURY STRIP	04/16/2009	25,434.50	.000	02/15/2026	50,000.00	4.056	2424





Run Date: 7/2/2019 7:43:02 AM

Investments Outstanding As Of Date: 6/28/2019

INVENTORY BY MATURITY REPORT

CUSIP	Investment #	Fund	Issuer	Purchase Date	Current Book	Current Rate	Maturity Date	Current Par	YTM	Days to Maturity
912833LY4	191863	2000	US TREASURY STRIP	04/24/2009	25,615.00	.000	02/15/2026	50,000.00	4.018	2424
912833LY4	194862	2000	US TREASURY STRIP	02/08/2010	47,142.00	.000	02/15/2026	100,000.00	4.750	2424
912833LY4	195186	2000	US TREASURY STRIP	03/03/2010	23,685.00	.000	02/15/2026	50,000.00	4.738	2424
912833LY4	195393	2000	US TREASURY STRIP	03/12/2010	47,053.00	.000	02/15/2026	100,000.00	4.789	2424
912833LY4	195862	2000	US TREASURY STRIP	04/08/2010	23,146.50	.000	02/15/2026	50,000.00	4.917	2424
912833LY4	196887	2000	US TREASURY STRIP	04/30/2010	24,162.00	.000	02/15/2026	50,000.00	4.657	2424
912833LY4	203861	2000	US TREASURY STRIP	02/28/2011	25,573.50	.000	02/15/2026	50,000.00	4.531	2424
912833LY4	204508	2000	US TREASURY STRIP	04/12/2011	50,687.00	.000	02/15/2026	100,000.00	4.630	2424
912833LY4	205421	2000	US TREASURY STRIP	05/05/2011	53,309.00	.000	02/15/2026	100,000.00	4.301	2424
912833LY4	208704	2000	US TREASURY STRIP	02/16/2012	33,903.00	.000	02/15/2026	50,000.00	2.795	2424
912833LY4	208875	2000	US TREASURY STRIP	03/05/2012	68,232.00	.000	02/15/2026	100,000.00	2.759	2424
912833LY4	209014	2000	US TREASURY STRIP	03/19/2012	32,461.00	.000	02/15/2026	50,000.00	3.130	2424
912833LY4	209139	2000	US TREASURY STRIP	04/05/2012	32,969.50	.000	02/15/2026	50,000.00	3.027	2424
912833LY4	209931	2000	US TREASURY STRIP	04/30/2012	34,113.50	.000	02/15/2026	50,000.00	2.791	2424
912833LY4	213291	2000	US TREASURY STRIP	03/25/2013	35,926.00	.000	02/15/2026	50,000.00	2.580	2424
912833LY4	213363	2000	US TREASURY STRIP	03/28/2013	71,968.00	.000	02/15/2026	100,000.00	2.569	2424
912833LY4	213440	2000	US TREASURY STRIP	04/04/2013	36,465.50	.000	02/15/2026	50,000.00	2.468	2424
912833LY4	213507	2000	US TREASURY STRIP	04/12/2013	74,206.00	.000	02/15/2026	100,000.00	2.336	2424
912833LY4	214259	2000	US TREASURY STRIP	05/02/2013	75,019.00	.000	02/15/2026	100,000.00	2.260	2424
912833LY4	216913	2000	US TREASURY STRIP	03/21/2014	172,722.50	.000	02/15/2026	250,000.00	3.130	2424
912833LY4	220878	2000	US TREASURY STRIP	02/13/2015	31,457.20	.000	02/15/2026	40,000.00	2.195	2424
912833LY4	222352	2000	US TREASURY STRIP	04/30/2015	31,754.00	.000	02/15/2026	40,000.00	2.150	2424
912833LY4	225737	2000	USTREASURYSTRIIP	03/17/2016	32,494.40	.000	02/15/2026	40,000.00	2.107	2424
912833LY4	225751	2000	USTREASURYSTRIIP	03/17/2016	14,835.79	.000	02/15/2026	18,250.00	2.100	2424
912833LY4	229658	2000	S 0 02-15-26	02/24/2017	41,422.68	.000	02/15/2026	52,000.00	2.550	2424
912833LY4	230020	2000	S 0 02-15-26	03/24/2017	319,512.00	.000	02/15/2026	400,000.00	2.541	2424
912833LY4	230115	2000	S 0 02-15-26	03/30/2017	200,852.50	.000	02/15/2026	250,000.00	2.480	2424
912833LY4	230236	2000	S 0 02-15-26	04/06/2017	40,330.00	.000	02/15/2026	50,000.00	2.440	2424
912833LY4	230332	2000	S 0 02-15-26	04/17/2017	32,457.60	.000	02/15/2026	40,000.00	2.380	2424
912833LY4	230991	2000	S 0 02-15-26	04/28/2017	203,005.00	.000	02/15/2026	250,000.00	2.380	2424
912833LY4	235200	2000	S 0 02-15-26	02/15/2018	31,871.20	.000	02/15/2026	40,000.00	2.860	2424
912833LY4	235369	2000	S 0 02-15-26	03/01/2018	31,931.20	.000	02/15/2026	40,000.00	2.850	2424
912833LY4	235394	2000	S 0 02-15-26	03/01/2018	31,878.40	.000	02/15/2026	40,000.00	2.871	2424



Run Date: 7/2/2019 7:43:02 AM

Investments Outstanding As Of Date: 6/28/2019

INVENTORY BY MATURITY REPORT

CUSIP	Investment #	Fund	Issuer	Purchase Date	Current Book	Current Rate	Maturity Date	Current Par	YTM	Days to Maturity
912833LY4	235454	2000	S 0 02-15-26	03/05/2018	158,956.00	.000	02/15/2026	200,000.00	2.910	2424
912833LY4	235527	2000	S 0 02-15-26	03/08/2018	31,930.00	.000	02/15/2026	40,000.00	2.857	2424
912833LY4	236309	2000	S 0 02-15-26	04/26/2018	31,727.60	.000	02/15/2026	40,000.00	2.990	2424
912833LZ1	181172	2000	US TREASURY STRIP	05/31/2007	19,017.50	.000	05/15/2026	50,000.00	5.165	2513
912833LZ1	181420	2000	US TREASURY STRIP	06/26/2007	18,312.00	.000	05/15/2026	50,000.00	5.390	2513
912833LZ1	181561	2000	US TREASURY STRIP	07/06/2007	18,763.50	.000	05/15/2026	50,000.00	5.265	2513
912833LZ1	181867	2000	US TREASURY STRIP	07/30/2007	38,682.00	.000	05/15/2026	100,000.00	5.118	2513
912833LZ1	186339	2010	US TREASURY STRIP	05/22/2008	3,186,689.50	.000	05/15/2026	7,538,000.00	4.846	2513
912833LZ1	186425	2000	US TREASURY STRIP	05/27/2008	21,435.50	.000	05/15/2026	50,000.00	4.770	2513
912833LZ1	186670	2000	US TREASURY STRIP	06/09/2008	10,521.50	.000	05/15/2026	25,000.00	4.885	2513
912833LZ1	187233	2000	US TREASURY STRIP	07/11/2008	4,375.40	.000	05/15/2026	10,000.00	4.686	2513
912833LZ1	192223	2000	US TREASURY STRIP	05/13/2009	69,570.00	.000	05/15/2026	150,000.00	4.569	2513
912833LZ1	193240	2000	US TREASURY STRIP	08/18/2009	22,818.09	.000	05/15/2026	50,000.00	4.741	2513
912833LZ1	197107	2000	US TREASURY STRIP	05/11/2010	152,333.53	.000	05/15/2026	306,000.00	4.404	2513
912833LZ1	197200	2000	US TREASURY STRIP	05/14/2010	12,415.50	.000	05/15/2026	25,000.00	4.422	2513
912833LZ1	198380	2000	US TREASURY STRIP	06/30/2010	26,638.50	.000	05/15/2026	50,000.00	4.006	2513
912833LZ1	198709	2000	US TREASURY STRIP	07/13/2010	52,800.00	.000	05/15/2026	100,000.00	4.073	2513
912833LZ1	205480	2000	US TREASURY STRIP	05/09/2011	53,069.00	.000	05/15/2026	100,000.00	4.264	2513
912833LZ1	206125	2000	US TREASURY STRIP	06/13/2011	54,735.00	.000	05/15/2026	100,000.00	4.080	2513
912833LZ1	206329	2000	US TREASURY STRIP	06/23/2011	27,378.00	.000	05/15/2026	50,000.00	4.085	2513
912833LZ1	206377	2000	US TREASURY STRIP	06/27/2011	27,336.00	.000	05/15/2026	50,000.00	4.098	2513
912833LZ1	210184	2000	US TREASURY STRIP	05/16/2012	34,813.50	.000	05/15/2026	50,000.00	2.603	2513
912833LZ1	210399	2000	US TREASURY STRIP	06/06/2012	37,100.50	.000	05/15/2026	50,000.00	2.152	2513
912833LZ1	210605	2000	US TREASURY STRIP	06/25/2012	35,983.00	.000	05/15/2026	50,000.00	2.383	2513
912833LZ1	214711	2000	US TREASURY STRIP	06/17/2013	34,742.00	.000	05/15/2026	50,000.00	2.840	2513
912833LZ1	218188	2000	US TREASURY STRIP	06/26/2014	35,096.50	.000	05/15/2026	50,000.00	3.000	2513
912833LZ1	218214	2000	US TREASURY STRIP	06/27/2014	34,972.00	.000	05/15/2026	50,000.00	3.031	2513
912833LZ1	218584	2000	US TREASURY STRIP	07/31/2014	35,898.00	.000	05/15/2026	50,000.00	2.830	2513
912833LZ1	222625	2000	US TREASURY STRIP	05/21/2015	190,472.50	.000	05/15/2026	250,000.00	2.491	2513
912833LZ1	226879	2000	US TREASURY STRI ZERO-% 5	05/26/2016	98,467.20	.000	05/15/2026	120,000.00	1.993	2513
912833LZ1	227318	2000	US TREASURY STRI ZERO-% 5	07/15/2016	42,705.50	.000	05/15/2026	50,000.00	1.610	2513
912833LZ1	227502	2000	US TREASURY STRI ZERO-% 5	07/29/2016	33,887.60	.000	05/15/2026	40,000.00	1.700	2513
912833LZ1	227674	2000	US TREASURY STRI ZERO-% 5	08/12/2016	84,773.00	.000	05/15/2026	100,000.00	1.700	2513



Run Date: 7/2/2019 7:43:02 AM

Investments Outstanding As Of Date: 6/28/2019

INVENTORY BY MATURITY REPORT

CUSIP	Investment #	Fund	Issuer	Purchase Date	Current Book	Current Rate	Maturity Date	Current Par	YTM	Days to Maturity
912833LZ1	231308	2000	S 0 05-15-26	05/11/2017	32,076.40	.000	05/15/2026	40,000.00	2.465	2513
912833LZ1	231596	2000	S 0 05-15-26	06/02/2017	32,552.40	.000	05/15/2026	40,000.00	2.315	2513
912833LZ1	237035	2000	S 0 05-15-26	06/14/2018	31,647.20	.000	05/15/2026	40,000.00	2.980	2513
912833LZ1	237320	2000	S 0 05-15-26	07/06/2018	31,968.40	.000	05/15/2026	40,000.00	2.872	2513
912833LZ1	237412	2000	S 0 05-15-26	07/12/2018	31,979.60	.000	05/15/2026	40,000.00	2.874	2513
912833LZ1	241259	2000	S 0 05-15-26	05/09/2019	33,787.60	.000	05/15/2026	40,000.00	2.420	2513
912833LZ1	241683	2000	S 0 05-15-26	06/21/2019	34,944.00	.000	05/15/2026	40,000.00	1.968	2513
912833PA2	178592	2000	US TREASURY STRIP	10/26/2006	51,376.02	.000	08/15/2026	138,000.00	5.052	2605
912833PA2	182226	2000	US TREASURY STRIP	08/28/2007	38,478.00	.000	08/15/2026	100,000.00	5.100	2605
912833PA2	182557	2000	US TREASURY STRIP	09/25/2007	38,190.00	.000	08/15/2026	100,000.00	5.162	2605
912833PA2	182762	2000	US TREASURY STRIP	10/05/2007	39,670.00	.000	08/15/2026	100,000.00	4.963	2605
912833PA2	188073	2000	US TREASURY STRIP	09/15/2008	22,725.00	.000	08/15/2026	50,000.00	4.450	2605
912833PA2	188168	2010	US TREASURY STRIP	09/22/2008	269,706.24	.000	08/15/2026	576,000.00	4.285	2605
912833PA2	193259	2000	US TREASURY STRIP	08/18/2009	45,523.25	.000	08/15/2026	100,000.00	4.685	2605
912833PA2	199565	2000	US TREASURY STRIP	08/13/2010	26,882.00	.000	08/15/2026	50,000.00	3.915	2605
912833PA2	200629	2000	US TREASURY STRIP	09/24/2010	55,583.00	.000	08/15/2026	100,000.00	3.730	2605
912833PA2	207496	2000	US TREASURY STRIP	09/23/2011	32,702.00	.000	08/15/2026	50,000.00	2.871	2605
912833PA2	207866	2000	US TREASURY STRIP	10/31/2011	63,816.00	.000	08/15/2026	100,000.00	3.060	2605
912833PA2	207919	2000	US TREASURY STRIP	11/03/2011	31,800.00	.000	08/15/2026	50,000.00	3.085	2605
912833PA2	211245	2000	US TREASURY STRIP	08/17/2012	35,713.50	.000	08/15/2026	50,000.00	2.419	2605
912833PA2	211305	2000	US TREASURY STRIP	08/22/2012	70,279.00	.000	08/15/2026	100,000.00	2.539	2605
912833PA2	215300	2000	US TREASURY STRIP	08/16/2013	32,384.00	.000	08/15/2026	50,000.00	3.370	2605
912833PA2	215623	2000	US TREASURY STRIP	09/26/2013	32,573.00	.000	08/15/2026	50,000.00	3.353	2605
912833PA2	215887	2000	US TREASURY STRIP	11/01/2013	66,885.00	.000	08/15/2026	100,000.00	3.170	2605
912833PA2	218842	2000	US TREASURY STRIP	08/28/2014	288,496.00	.000	08/15/2026	400,000.00	2.750	2605
912833PA2	219034	2000	US TREASURY STRIP	09/18/2014	70,600.00	.000	08/15/2026	100,000.00	2.945	2605
912833PA2	219295	2000	US TREASURY STRIP	10/17/2014	29,502.80	.000	08/15/2026	40,000.00	2.590	2605
912833PA2	224334	2000	USTREASURYSTRIP	10/08/2015	78,356.00	.000	08/15/2026	100,000.00	2.260	2605
912833PA2	224488	2000	USTREASURYSTRIP	10/22/2015	78,255.00	.000	08/15/2026	100,000.00	2.280	2605
912833PA2	224566	2000	USTREASURYSTRIP	10/29/2015	31,222.80	.000	08/15/2026	40,000.00	2.308	2605
912833PA2	228078	2000	US TREASURY STRI ZERO-% 8	09/23/2016	41,835.50	.000	08/15/2026	50,000.00	1.810	2605
912833PA2	228290	2000	US TREASURY STRI ZERO-% 8	10/14/2016	207,565.00	.000	08/15/2026	250,000.00	1.900	2605
912833PA2	234133	2000	S 0 08-15-26	10/26/2017	32,393.60	.000	08/15/2026	40,000.00	2.410	2605



Run Date: 7/2/2019 7:43:02 AM

Investments Outstanding As Of Date: 6/28/2019

INVENTORY BY MATURITY REPORT

CUSIP	Investment #	Fund	Issuer	Purchase Date	Current Book	Current Rate	Maturity Date	Current Par	YTM	Days to Maturity
912833PA2	234157	2000	S 0 08-15-26	10/26/2017	40,492.00	.000	08/15/2026	50,000.00	2.410	2605
912833PA2	234192	2000	S 0 08-15-26	10/27/2017	20,212.25	.000	08/15/2026	25,000.00	2.430	2605
912833PA2	237894	2000	S 0 08-15-26	08/23/2018	95,823.60	.000	08/15/2026	120,000.00	2.840	2605
912833PA2	237922	2000	S 0 08-15-26	08/23/2018	31,966.00	.000	08/15/2026	40,000.00	2.830	2605
912833PA2	237935	2000	S 0 08-15-26	08/23/2018	199,660.00	.000	08/15/2026	250,000.00	2.838	2605
912833PA2	238212	2000	S 0 08-15-26	09/13/2018	31,758.40	.000	08/15/2026	40,000.00	2.934	2605
912833PA2	238687	2000	S 0 08-15-26	10/25/2018	312,552.00	.000	08/15/2026	400,000.00	3.185	2605
912833PBO	183736	2000	US TREASURY STRIP	12/05/2007	21,105.00	.000	11/15/2026	50,000.00	4.605	2697
912833PBO	183943	2000	US TREASURY STRIP	12/19/2007	42,689.00	.000	11/15/2026	100,000.00	4.553	2697
912833PBO	184233	2000	US TREASURY STRIP	01/10/2008	64,200.00	.000	11/15/2026	150,000.00	4.554	2697
912833PBO	189220	2000	US TREASURY STRIP	11/21/2008	44,605.00	.000	11/15/2026	100,000.00	4.540	2697
912833PBO	189267	2000	US TREASURY STRIP	11/21/2008	2,250.00	.000	11/15/2026	5,000.00	4.490	2697
912833PBO	189965	2000	US TREASURY STRIP	01/12/2009	132,050.00	.000	11/15/2026	250,000.00	3.610	2697
912833PBO	190254	2000	US TREASURY STRIP	02/04/2009	49,718.00	.000	11/15/2026	100,000.00	3.970	2697
912833PBO	194199	2000	US TREASURY STRIP	11/24/2009	46,951.00	.000	11/15/2026	100,000.00	4.504	2697
912833PBO	194732	2000	US TREASURY STRIP	01/28/2010	23,034.00	.000	11/15/2026	50,000.00	4.668	2697
912833PBO	201938	2000	US TREASURY STRIP	11/17/2010	26,084.00	.000	11/15/2026	50,000.00	4.110	2697
912833PBO	202153	2000	US TREASURY STRIP	11/24/2010	25,675.00	.000	11/15/2026	50,000.00	4.216	2697
912833PBO	203393	2000	US TREASURY STRIP	01/31/2011	48,751.00	.000	11/15/2026	100,000.00	4.603	2697
912833PBO	212195	2000	US TREASURY STRIP	11/30/2012	108,349.50	.000	11/15/2026	150,000.00	2.344	2697
912833PBO	212325	2000	US TREASURY STRIP	12/13/2012	253,270.50	.000	11/15/2026	350,000.00	2.337	2697
912833PBO	212654	2000	US TREASURY STRIP	01/17/2013	35,098.00	.000	11/15/2026	50,000.00	2.576	2697
912833PBO	216074	2000	US TREASURY STRIP	11/21/2013	32,461.00	.000	11/15/2026	50,000.00	3.355	2697
912833PBO	216419	2000	US TREASURY STRIP	01/09/2014	63,370.00	.000	11/15/2026	100,000.00	3.582	2697
912833PBO	219700	2000	US TREASURY STRIP	11/20/2014	180,460.00	.000	11/15/2026	250,000.00	2.738	2697
912833PBO	220249	2000	US TREASURY STRIP	01/09/2015	38,582.00	.000	11/15/2026	50,000.00	2.200	2697
912833PBO	220351	2000	US TREASURY STRIP	01/20/2015	77,161.00	.000	11/15/2026	100,000.00	2.206	2697
912833PBO	220437	2000	US TREASURY STRIP	01/26/2015	78,333.00	.000	11/15/2026	100,000.00	2.080	2697
912833PBO	220458	2000	US TREASURY STRIP	01/26/2015	39,050.50	.000	11/15/2026	50,000.00	2.105	2697
912833PBO	220477	2000	US TREASURY STRIP	01/26/2015	31,245.60	.000	11/15/2026	40,000.00	2.104	2697
912833PBO	220506	2000	US TREASURY STRIP	01/27/2015	195,617.50	.000	11/15/2026	250,000.00	2.090	2697
912833PBO	220610	2000	US TREASURY STRIP	01/29/2015	194,397.50	.000	11/15/2026	250,000.00	2.145	2697
912833PBO	225024	2000	USTREASURYSTRIP	12/24/2015	191,855.00	.000	11/15/2026	250,000.00	2.445	2697



Run Date: 7/2/2019 7:43:02 AM

Investments Outstanding As Of Date: 6/28/2019

INVENTORY BY MATURITY REPORT

CUSIP	Investment #	Fund	Issuer	Purchase Date	Current Book	Current Rate	Maturity Date	Current Par	YTM	Days to Maturity
912833PBO	225346	2000	USTREASURYSTRIP	02/04/2016	78,798.00	.000	11/15/2026	100,000.00	2.223	2697
912833PBO	228575	2000	US TREASURY STRI ZERO-% 1	11/14/2016	15,578.29	.000	11/15/2026	19,000.00	1.995	2697
912833PBO	229121	2000	S 0 11-15-26	01/12/2017	15,556.20	.000	11/15/2026	20,000.00	2.570	2697
912833PBO	229123	2000	S 0 11-15-26	01/12/2017	15,556.20	.000	11/15/2026	20,000.00	2.570	2697
912833PBO	229263	2000	S 0 11-15-26	01/26/2017	194,175.00	.000	11/15/2026	250,000.00	2.595	2697
912833PBO	229409	2000	S 0 11-15-26	02/02/2017	30,918.80	.000	11/15/2026	40,000.00	2.650	2697
912833PBO	234361	2000	S 0 11-15-26	11/16/2017	80,325.00	.000	11/15/2026	100,000.00	2.450	2697
912833PBO	234934	2000	S 0 11-15-26	01/25/2018	31,560.00	.000	11/15/2026	40,000.00	2.710	2697
912833PBO	235060	2000	S 0 11-15-26	02/02/2018	31,442.40	.000	11/15/2026	40,000.00	2.760	2697
912833PC8	184844	2000	US TREASURY STRIP	02/28/2008	3,992.97	.000	02/15/2027	10,000.00	4.900	2789
912833PC8	185234	2000	US TREASURY STRIP	03/27/2008	4,350.00	.000	02/15/2027	10,000.00	4.456	2789
912833PC8	185277	2000	US TREASURY STRIP	03/28/2008	21,736.50	.000	02/15/2027	50,000.00	4.460	2789
912833PC8	185603	2000	US TREASURY STRIP	04/16/2008	21,628.00	.000	02/15/2027	50,000.00	4.500	2789
912803BK8	185625	2000	US TREASURY STRIP (P)	04/16/2008	4,360.00	.000	02/15/2027	10,000.00	4.457	2789
912833PC8	185889	2000	US TREASURY STRIP	04/28/2008	10,477.25	.000	02/15/2027	25,000.00	4.680	2789
912833PC8	190603	2000	US TREASURY STRIP	02/27/2009	24,864.00	.000	02/15/2027	50,000.00	3.926	2789
912833PC8	190836	2000	US TREASURY STRIP	03/20/2009	24,427.50	.000	02/15/2027	50,000.00	4.040	2789
912833PC8	190960	2000	US TREASURY STRIP	03/30/2009	49,194.00	.000	02/15/2027	100,000.00	4.007	2789
912833PC8	191126	2000	US TREASURY STRIP	04/13/2009	2,550.00	.000	02/15/2027	5,000.00	3.810	2789
912833PC8	191217	2000	US TREASURY STRIP	04/16/2009	24,411.50	.000	02/15/2027	50,000.00	4.061	2789
912833PC8	191864	2000	US TREASURY STRIP	04/24/2009	24,565.00	.000	02/15/2027	50,000.00	4.030	2789
912833PC8	194863	2000	US TREASURY STRIP	02/08/2010	44,608.00	.000	02/15/2027	100,000.00	4.800	2789
912833PC8	195187	2000	US TREASURY STRIP	03/03/2010	22,413.00	.000	02/15/2027	50,000.00	4.789	2789
912833PC8	195394	2000	US TREASURY STRIP	03/12/2010	44,414.00	.000	02/15/2027	100,000.00	4.852	2789
912833PC8	195863	2000	US TREASURY STRIP	04/08/2010	21,881.50	.000	02/15/2027	50,000.00	4.963	2789
912833PC8	196888	2000	US TREASURY STRIP	04/30/2010	22,895.50	.000	02/15/2027	50,000.00	4.705	2789
912833PC8	203862	2000	US TREASURY STRIP	02/28/2011	24,078.50	.000	02/15/2027	50,000.00	4.630	2789
912833PC8	204509	2000	US TREASURY STRIP	04/12/2011	47,823.00	.000	02/15/2027	100,000.00	4.710	2789
912833PC8	205422	2000	US TREASURY STRIP	05/05/2011	50,336.00	.000	02/15/2027	100,000.00	4.397	2789
912833PC8	208705	2000	US TREASURY STRIP	02/16/2012	32,467.00	.000	02/15/2027	50,000.00	2.900	2789
912833PC8	208876	2000	US TREASURY STRIP	03/05/2012	65,416.00	.000	02/15/2027	100,000.00	2.859	2789
912833PC8	209015	2000	US TREASURY STRIP	03/19/2012	30,964.00	.000	02/15/2027	50,000.00	3.240	2789
912833PC8	209140	2000	US TREASURY STRIP	04/05/2012	31,497.00	.000	02/15/2027	50,000.00	3.134	2789



Run Date: 7/2/2019 7:43:02 AM

Investments Outstanding As Of Date: 6/28/2019

INVENTORY BY MATURITY REPORT

CUSIP	Investment #	Fund	Issuer	Purchase Date	Current Book	Current Rate	Maturity Date	Current Par	YTM	Days to Maturity
912833PC8	209932	2000	US TREASURY STRIP	04/30/2012	32,691.00	.000	02/15/2027	50,000.00	2.893	2789
912833PC8	213292	2000	US TREASURY STRIP	03/25/2013	34,351.00	.000	02/15/2027	50,000.00	2.720	2789
912833PC8	213364	2000	US TREASURY STRIP	03/28/2013	68,896.00	.000	02/15/2027	100,000.00	2.701	2789
912833PC8	213441	2000	US TREASURY STRIP	04/04/2013	34,935.00	.000	02/15/2027	50,000.00	2.602	2789
912833PC8	213508	2000	US TREASURY STRIP	04/12/2013	71,292.00	.000	02/15/2027	100,000.00	2.459	2789
912833PC8	214260	2000	US TREASURY STRIP	05/02/2013	72,161.00	.000	02/15/2027	100,000.00	2.380	2789
912833PC8	216914	2000	US TREASURY STRIP	03/21/2014	165,117.50	.000	02/15/2027	250,000.00	3.240	2789
912833PC8	220879	2000	US TREASURY STRIP	02/13/2015	30,468.80	.000	02/15/2027	40,000.00	2.280	2789
912833PC8	222353	2000	US TREASURY STRIP	04/30/2015	30,685.60	.000	02/15/2027	40,000.00	2.260	2789
912833PC8	225719	2000	USTREASURYSTRIP	03/17/2016	31,520.00	.000	02/15/2027	40,000.00	2.195	2789
912833PC8	225753	2000	USTREASURYSTRIP	03/17/2016	14,388.48	.000	02/15/2027	18,250.00	2.190	2789
912833PC8	229661	2000	S 0 02-15-27	02/24/2017	40,029.60	.000	02/15/2027	52,000.00	2.640	2789
912833PC8	230021	2000	S 0 02-15-27	03/24/2017	309,256.00	.000	02/15/2027	400,000.00	2.616	2789
912833PC8	230117	2000	S 0 02-15-27	03/30/2017	194,655.00	.000	02/15/2027	250,000.00	2.549	2789
912833PC8	230238	2000	S 0 02-15-27	04/06/2017	39,096.50	.000	02/15/2027	50,000.00	2.510	2789
912833PC8	230333	2000	S 0 02-15-27	04/17/2017	31,483.60	.000	02/15/2027	40,000.00	2.450	2789
912833PC8	230992	2000	S 0 02-15-27	04/28/2017	196,920.00	.000	02/15/2027	250,000.00	2.450	2789
912833PC8	235201	2000	S 0 02-15-27	02/15/2018	30,869.20	.000	02/15/2027	40,000.00	2.900	2789
912833PC8	235370	2000	S 0 02-15-27	03/01/2018	30,930.80	.000	02/15/2027	40,000.00	2.890	2789
912833PC8	235395	2000	S 0 02-15-27	03/01/2018	30,882.00	.000	02/15/2027	40,000.00	2.908	2789
912833PC8	235455	2000	S 0 02-15-27	03/05/2018	154,022.00	.000	02/15/2027	200,000.00	2.940	2789
912833PC8	235528	2000	S 0 02-15-27	03/08/2018	30,928.00	.000	02/15/2027	40,000.00	2.897	2789
912833PC8	236310	2000	S 0 02-15-27	04/26/2018	30,719.60	.000	02/15/2027	40,000.00	3.020	2789
912833PD6	186340	2010	US TREASURY STRIP	05/22/2008	3,045,578.14	.000	05/15/2027	7,538,000.00	4.832	2878
912833PD6	186426	2000	US TREASURY STRIP	05/27/2008	20,372.50	.000	05/15/2027	50,000.00	4.790	2878
912833PD6	186671	2000	US TREASURY STRIP	06/09/2008	9,998.00	.000	05/15/2027	25,000.00	4.900	2878
912833PD6	187234	2000	US TREASURY STRIP	07/11/2008	4,164.30	.000	05/15/2027	10,000.00	4.703	2878
912833PD6	192222	2000	US TREASURY STRIP	05/13/2009	66,435.00	.000	05/15/2027	150,000.00	4.575	2878
912833PD6	193241	2000	US TREASURY STRIP	08/18/2009	21,864.33	.000	05/15/2027	50,000.00	4.717	2878
912833PD6	197109	2000	US TREASURY STRIP	05/11/2010	144,946.69	.000	05/15/2027	306,000.00	4.441	2878
912833PD6	197201	2000	US TREASURY STRIP	05/14/2010	11,795.50	.000	05/15/2027	25,000.00	4.467	2878
912833PD6	198381	2000	US TREASURY STRIP	06/30/2010	25,454.50	.000	05/15/2027	50,000.00	4.041	2878
912833PD6	198710	2000	US TREASURY STRIP	07/13/2010	50,450.00	.000	05/15/2027	100,000.00	4.104	2878



Run Date: 7/2/2019 7:43:02 AM

Investments Outstanding As Of Date: 6/28/2019

INVENTORY BY MATURITY REPORT

CUSIP	Investment #	Fund	Issuer	Purchase Date	Current Book	Current Rate	Maturity Date	Current Par	YTM	Days to Maturity
912833PD6	205481	2000	US TREASURY STRIP	05/09/2011	50,215.00	.000	05/15/2027	100,000.00	4.347	2878
912833PD6	206126	2000	US TREASURY STRIP	06/13/2011	51,998.00	.000	05/15/2027	100,000.00	4.150	2878
912833PD6	206328	2000	US TREASURY STRIP	06/23/2011	25,947.00	.000	05/15/2027	50,000.00	4.170	2878
912833PD6	206378	2000	US TREASURY STRIP	06/27/2011	25,908.00	.000	05/15/2027	50,000.00	4.183	2878
912833PD6	210185	2000	US TREASURY STRIP	05/16/2012	33,482.00	.000	05/15/2027	50,000.00	2.692	2878
912833PD6	210400	2000	US TREASURY STRIP	06/06/2012	35,808.50	.000	05/15/2027	50,000.00	2.247	2878
912833PD6	210606	2000	US TREASURY STRIP	06/25/2012	34,692.00	.000	05/15/2027	50,000.00	2.470	2878
912833PD6	214712	2000	US TREASURY STRIP	06/17/2013	33,134.00	.000	05/15/2027	50,000.00	2.980	2878
912833PD6	218189	2000	US TREASURY STRIP	06/26/2014	33,701.00	.000	05/15/2027	50,000.00	3.085	2878
912833PD6	218222	2000	US TREASURY STRIP	06/27/2014	33,546.00	.000	05/15/2027	50,000.00	3.122	2878
912833PD6	218585	2000	US TREASURY STRIP	07/31/2014	34,509.50	.000	05/15/2027	50,000.00	2.920	2878
912833PD6	222627	2000	US TREASURY STRIP	05/21/2015	183,795.00	.000	05/15/2027	250,000.00	2.584	2878
912833PD6	226880	2000	US TREASURY STRI ZERO-% 5	05/26/2016	95,656.80	.000	05/15/2027	120,000.00	2.077	2878
912833PD6	227320	2000	US TREASURY STRI ZERO-% 5	07/15/2016	41,846.00	.000	05/15/2027	50,000.00	1.650	2878
912833PD6	227503	2000	US TREASURY STRI ZERO-% 5	07/29/2016	33,158.80	.000	05/15/2027	40,000.00	1.745	2878
912833PD6	227675	2000	US TREASURY STRI ZERO-% 5	08/12/2016	82,775.00	.000	05/15/2027	100,000.00	1.765	2878
912833PD6	231309	2000	S 0 05-15-27	05/11/2017	31,087.20	.000	05/15/2027	40,000.00	2.534	2878
912833PD6	231597	2000	S 0 05-15-27	06/02/2017	31,578.00	.000	05/15/2027	40,000.00	2.390	2878
912833PD6	237036	2000	S 0 05-15-27	06/14/2018	30,644.00	.000	05/15/2027	40,000.00	3.010	2878
912833PD6	237321	2000	S 0 05-15-27	07/06/2018	30,994.80	.000	05/15/2027	40,000.00	2.900	2878
912833PD6	237404	2000	S 0 05-15-27	07/12/2018	30,998.80	.000	05/15/2027	40,000.00	2.904	2878
912833PD6	241260	2000	S 0 05-15-27	05/09/2019	32,828.40	.000	05/15/2027	40,000.00	2.480	2878
912833PD6	241684	2000	S 0 05-15-27	06/21/2019	34,112.00	.000	05/15/2027	40,000.00	2.026	2878
912833PE4	178593	2000	US TREASURY STRIP	10/26/2006	49,154.22	.000	08/15/2027	138,000.00	5.024	2970
912833PE4	188074	2000	US TREASURY STRIP	09/15/2008	21,750.00	.000	08/15/2027	50,000.00	4.449	2970
912833PE4	188169	2010	US TREASURY STRIP	09/22/2008	256,982.40	.000	08/15/2027	576,000.00	4.317	2970
912833PE4	193260	2000	US TREASURY STRIP	08/18/2009	43,702.25	.000	08/15/2027	100,000.00	4.654	2970
912833PE4	199567	2000	US TREASURY STRIP	08/13/2010	25,602.50	.000	08/15/2027	50,000.00	3.975	2970
912833PE4	200630	2000	US TREASURY STRIP	09/24/2010	52,817.00	.000	08/15/2027	100,000.00	3.815	2970
912833PE4	207497	2000	US TREASURY STRIP	09/23/2011	31,345.50	.000	08/15/2027	50,000.00	2.960	2970
912833PE4	207867	2000	US TREASURY STRIP	10/31/2011	61,284.00	.000	08/15/2027	100,000.00	3.125	2970
912833PE4	207920	2000	US TREASURY STRIP	11/03/2011	30,555.00	.000	08/15/2027	50,000.00	3.145	2970
912833PE4	211246	2000	US TREASURY STRIP	08/17/2012	34,342.00	.000	08/15/2027	50,000.00	2.521	2970



Run Date: 7/2/2019 7:43:02 AM

Investments Outstanding As Of Date: 6/28/2019

INVENTORY BY MATURITY REPORT

CUSIP	Investment #	Fund	Issuer	Purchase Date	Current Book	Current Rate	Maturity Date	Current Par	YTM	Days to Maturity
912833PE4	211306	2000	US TREASURY STRIP	08/22/2012	67,512.00	.000	08/15/2027	100,000.00	2.640	2970
912833PE4	215301	2000	US TREASURY STRIP	08/16/2013	30,806.50	.000	08/15/2027	50,000.00	3.490	2970
912833PE4	215624	2000	US TREASURY STRIP	09/26/2013	31,071.50	.000	08/15/2027	50,000.00	3.456	2970
912833PE4	215888	2000	US TREASURY STRIP	11/01/2013	63,853.00	.000	08/15/2027	100,000.00	3.280	2970
912833PE4	218843	2000	US TREASURY STRIP	08/28/2014	277,688.00	.000	08/15/2027	400,000.00	2.835	2970
912833PE4	219035	2000	US TREASURY STRIP	09/18/2014	67,800.00	.000	08/15/2027	100,000.00	3.033	2970
912833PE4	219296	2000	US TREASURY STRIP	10/17/2014	28,463.20	.000	08/15/2027	40,000.00	2.670	2970
912833PE4	224335	2000	USTREASURYSTRIP	10/08/2015	75,811.00	.000	08/15/2027	100,000.00	2.350	2970
912833PE4	224489	2000	USTREASURYSTRIP	10/22/2015	75,613.00	.000	08/15/2027	100,000.00	2.380	2970
912833PE4	224567	2000	USTREASURYSTRIP	10/29/2015	30,164.80	.000	08/15/2027	40,000.00	2.407	2970
912833PE4	228079	2000	US TREASURY STRI ZERO-% 8	09/23/2016	40,735.00	.000	08/15/2027	50,000.00	1.890	2970
912833PE4	228291	2000	US TREASURY STRI ZERO-% 8	10/14/2016	202,042.50	.000	08/15/2027	250,000.00	1.975	2970
912833PE4	234134	2000	S 0 08-15-27	10/26/2017	31,474.00	.000	08/15/2027	40,000.00	2.460	2970
912833PE4	234158	2000	S 0 08-15-27	10/26/2017	39,361.50	.000	08/15/2027	50,000.00	2.455	2970
912833PE4	234193	2000	S 0 08-15-27	10/27/2017	19,634.50	.000	08/15/2027	25,000.00	2.480	2970
912833PE4	237895	2000	S 0 08-15-27	08/23/2018	92,829.60	.000	08/15/2027	120,000.00	2.880	2970
912833PE4	237923	2000	S 0 08-15-27	08/23/2018	30,943.20	.000	08/15/2027	40,000.00	2.880	2970
912833PE4	237936	2000	S 0 08-15-27	08/23/2018	193,395.00	.000	08/15/2027	250,000.00	2.880	2970
912833PE4	238213	2000	S 0 08-15-27	09/13/2018	30,754.80	.000	08/15/2027	40,000.00	2.968	2970
912833PE4	238686	2000	S 0 08-15-27	10/25/2018	301,572.00	.000	08/15/2027	400,000.00	3.233	2970
31364DKL9	152858	2000	FNMA STRIP	12/11/2001	488,018.16	.000	10/08/2027	2,617,000.00	6.610	3024
912833QB9	189221	2000	US TREASURY STRIP	11/21/2008	42,253.00	.000	11/15/2027	100,000.00	4.590	3062
912833QB9	189268	2000	US TREASURY STRIP	11/21/2008	2,150.00	.000	11/15/2027	5,000.00	4.496	3062
912833QB9	189966	2000	US TREASURY STRIP	01/12/2009	126,822.50	.000	11/15/2027	250,000.00	3.635	3062
912833QB9	190255	2000	US TREASURY STRIP	02/04/2009	47,103.00	.000	11/15/2027	100,000.00	4.050	3062
912833QB9	194200	2000	US TREASURY STRIP	11/24/2009	44,817.00	.000	11/15/2027	100,000.00	4.515	3062
912833QB9	194733	2000	US TREASURY STRIP	01/28/2010	21,877.50	.000	11/15/2027	50,000.00	4.699	3062
912833QB9	201939	2000	US TREASURY STRIP	11/17/2010	24,671.50	.000	11/15/2027	50,000.00	4.200	3062
912833QB9	202155	2000	US TREASURY STRIP	11/24/2010	24,284.50	.000	11/15/2027	50,000.00	4.300	3062
912833QB9	203394	2000	US TREASURY STRIP	01/31/2011	46,118.00	.000	11/15/2027	100,000.00	4.664	3062
912833QB9	212196	2000	US TREASURY STRIP	11/30/2012	104,304.00	.000	11/15/2027	150,000.00	2.444	3062
912833QB9	212326	2000	US TREASURY STRIP	12/13/2012	243,411.00	.000	11/15/2027	350,000.00	2.449	3062
912833QB9	212655	2000	US TREASURY STRIP	01/17/2013	33,669.50	.000	11/15/2027	50,000.00	2.685	3062





Run Date: 7/2/2019 7:43:02 AM

Investments Outstanding As Of Date: 6/28/2019

INVENTORY BY MATURITY REPORT

CUSIP	Investment #	Fund	Issuer	Purchase Date	Current Book	Current Rate	Maturity Date	Current Par	YTM	Days to Maturity
912833QB9	216075	2000	US TREASURY STRIP	11/21/2013	30,927.50	.000	11/15/2027	50,000.00	3.465	3062
912833QB9	216420	2000	US TREASURY STRIP	01/09/2014	60,349.00	.000	11/15/2027	100,000.00	3.680	3062
912833QB9	219695	2000	US TREASURY STRIP	11/20/2014	174,025.00	.000	11/15/2027	250,000.00	2.809	3062
912833QB9	220250	2000	US TREASURY STRIP	01/09/2015	37,508.00	.000	11/15/2027	50,000.00	2.250	3062
912833QB9	220352	2000	US TREASURY STRIP	01/20/2015	74,914.00	.000	11/15/2027	100,000.00	2.266	3062
912833QB9	220438	2000	US TREASURY STRIP	01/26/2015	76,148.00	.000	11/15/2027	100,000.00	2.140	3062
912833QB9	220459	2000	US TREASURY STRIP	01/26/2015	37,956.00	.000	11/15/2027	50,000.00	2.165	3062
912833QB9	220478	2000	US TREASURY STRIP	01/26/2015	30,374.40	.000	11/15/2027	40,000.00	2.162	3062
912833QB9	220507	2000	US TREASURY STRIP	01/27/2015	190,140.00	.000	11/15/2027	250,000.00	2.150	3062
912833QB9	220611	2000	US TREASURY STRIP	01/29/2015	188,975.00	.000	11/15/2027	250,000.00	2.200	3062
912833QB9	225025	2000	USTREASURYSTRI	12/24/2015	185,802.50	.000	11/15/2027	250,000.00	2.511	3062
912833QB9	225348	2000	USTREASURYSTRI	02/04/2016	76,466.00	.000	11/15/2027	100,000.00	2.291	3062
912833QB9	228576	2000	US TREASURY STRI ZERO-% 1	11/14/2016	14,327.10	.000	11/15/2027	18,000.00	2.085	3062
912833QB9	229125	2000	S 0 11-15-27	01/12/2017	15,067.00	.000	11/15/2027	20,000.00	2.630	3062
912833QB9	229126	2000	S 0 11-15-27	01/12/2017	15,067.00	.000	11/15/2027	20,000.00	2.630	3062
912833QB9	229264	2000	S 0 11-15-27	01/26/2017	188,025.00	.000	11/15/2027	250,000.00	2.655	3062
912833QB9	229410	2000	S 0 11-15-27	02/02/2017	29,924.00	.000	11/15/2027	40,000.00	2.710	3062
912833QB9	234362	2000	S 0 11-15-27	11/16/2017	78,006.00	.000	11/15/2027	100,000.00	2.500	3062
912833QB9	234951	2000	S 0 11-15-17	01/25/2018	30,632.80	.000	11/15/2027	40,000.00	2.740	3062
912833QB9	235061	2000	S 0 11-15-27	02/02/2018	30,533.20	.000	11/15/2027	40,000.00	2.780	3062
31359YCX3	173965	2000	FNMA STRIP	12/14/2005	163,318.68	.000	01/15/2028	513,000.00	5.250	3123
912833RY8	184845	2000	US TREASURY STRIP	02/28/2008	3,811.70	.000	02/15/2028	10,000.00	4.890	3154
912833RY8	185235	2000	US TREASURY STRIP	03/27/2008	4,145.00	.000	02/15/2028	10,000.00	4.478	3154
912833RY8	185626	2000	US TREASURY STRIP	04/16/2008	4,125.00	.000	02/15/2028	10,000.00	4.515	3154
912833RY8	185890	2000	US TREASURY STRIP	04/28/2008	10,042.25	.000	02/15/2028	25,000.00	4.660	3154
912833RY8	190604	2000	US TREASURY STRIP	02/27/2009	24,675.00	.000	02/15/2028	50,000.00	3.758	3154
912833RY8	190835	2000	US TREASURY STRIP	03/20/2009	23,383.00	.000	02/15/2028	50,000.00	4.060	3154
912833RY8	190961	2000	US TREASURY STRIP	03/30/2009	47,190.00	.000	02/15/2028	100,000.00	4.017	3154
912833RY8	191127	2000	US TREASURY STRIP	04/13/2009	2,450.00	.000	02/15/2028	5,000.00	3.822	3154
912833RY8	191218	2000	US TREASURY STRIP	04/16/2009	23,318.00	.000	02/15/2028	50,000.00	4.091	3154
912833RY8	191865	2000	US TREASURY STRIP	04/24/2009	23,510.00	.000	02/15/2028	50,000.00	4.052	3154
912833RY8	194864	2000	US TREASURY STRIP	02/08/2010	42,392.00	.000	02/15/2028	100,000.00	4.820	3154
912833RY8	195188	2000	US TREASURY STRIP	03/03/2010	21,336.00	.000	02/15/2028	50,000.00	4.800	3154



Run Date: 7/2/2019 7:43:02 AM

Investments Outstanding As Of Date: 6/28/2019

INVENTORY BY MATURITY REPORT

CUSIP	Investment #	Fund	Issuer	Purchase Date	Current Book	Current Rate	Maturity Date	Current Par	YTM	Days to Maturity
912833RY8	195395	2000	US TREASURY STRIP	03/12/2010	42,132.00	.000	02/15/2028	100,000.00	4.879	3154
912833RY8	195864	2000	US TREASURY STRIP	04/08/2010	20,752.00	.000	02/15/2028	50,000.00	4.986	3154
912833RY8	196889	2000	US TREASURY STRIP	04/30/2010	21,770.00	.000	02/15/2028	50,000.00	4.727	3154
912833RY8	203863	2000	US TREASURY STRIP	02/28/2011	22,739.50	.000	02/15/2028	50,000.00	4.699	3154
912833RY8	204510	2000	US TREASURY STRIP	04/12/2011	45,348.00	.000	02/15/2028	100,000.00	4.750	3154
912833RY8	205423	2000	US TREASURY STRIP	05/05/2011	47,680.00	.000	02/15/2028	100,000.00	4.463	3154
912833RY8	208706	2000	US TREASURY STRIP	02/16/2012	31,175.00	.000	02/15/2028	50,000.00	2.975	3154
912833RY8	208877	2000	US TREASURY STRIP	03/05/2012	62,889.00	.000	02/15/2028	100,000.00	2.929	3154
912833RY8	209016	2000	US TREASURY STRIP	03/19/2012	29,611.50	.000	02/15/2028	50,000.00	3.320	3154
912833RY8	209141	2000	US TREASURY STRIP	04/05/2012	30,201.50	.000	02/15/2028	50,000.00	3.203	3154
912833RY8	209933	2000	US TREASURY STRIP	04/30/2012	31,377.00	.000	02/15/2028	50,000.00	2.972	3154
912833RY8	213295	2000	US TREASURY STRIP	03/25/2013	32,899.00	.000	02/15/2028	50,000.00	2.830	3154
912833RY8	213365	2000	US TREASURY STRIP	03/28/2013	66,007.00	.000	02/15/2028	100,000.00	2.810	3154
912833RY8	213442	2000	US TREASURY STRIP	04/04/2013	33,484.00	.000	02/15/2028	50,000.00	2.715	3154
912833RY8	213509	2000	US TREASURY STRIP	04/12/2013	68,518.00	.000	02/15/2028	100,000.00	2.563	3154
912833RY8	214261	2000	US TREASURY STRIP	05/02/2013	69,452.00	.000	02/15/2028	100,000.00	2.480	3154
912833RY8	216915	2000	US TREASURY STRIP	03/21/2014	157,507.50	.000	02/15/2028	250,000.00	3.350	3154
912833RY8	220881	2000	US TREASURY STRIP	02/13/2015	29,518.80	.000	02/15/2028	40,000.00	2.350	3154
912833RY8	222331	2000	US TREASURY STRIP	04/30/2015	29,739.20	.000	02/15/2028	40,000.00	2.330	3154
912833RY8	225721	2000	USTREASURYSTRIP	03/17/2016	30,577.20	.000	02/15/2028	40,000.00	2.267	3154
912833RY8	225756	2000	USTREASURYSTRIP	03/17/2016	13,962.89	.000	02/15/2028	18,250.00	2.260	3154
912833RY8	229663	2000	S 0 02-15-28	02/24/2017	38,783.16	.000	02/15/2028	52,000.00	2.690	3154
912833RY8	230022	2000	S 0 02-15-28	03/24/2017	299,124.00	.000	02/15/2028	400,000.00	2.685	3154
912833RY8	230119	2000	S 0 02-15-28	03/30/2017	188,612.50	.000	02/15/2028	250,000.00	2.606	3154
912833RY8	230239	2000	S 0 02-15-28	04/06/2017	37,929.50	.000	02/15/2028	50,000.00	2.560	3154
912833RY8	230334	2000	S 0 02-15-28	04/17/2017	30,562.40	.000	02/15/2028	40,000.00	2.500	3154
912833RY8	230993	2000	S 0 02-15-28	04/28/2017	191,160.00	.000	02/15/2028	250,000.00	2.500	3154
912833RY8	235202	2000	S 0 02-15-28	02/15/2018	29,845.60	.000	02/15/2028	40,000.00	2.950	3154
912833RY8	235371	2000	S 0 02-15-28	03/01/2018	29,908.80	.000	02/15/2028	40,000.00	2.940	3154
912833RY8	235396	2000	S 0 02-15-28	03/01/2018	29,842.00	.000	02/15/2028	40,000.00	2.963	3154
912833RY8	235456	2000	S 0 02-15-28	03/05/2018	148,714.00	.000	02/15/2028	200,000.00	3.000	3154
912833RY8	235529	2000	S 0 02-15-28	03/08/2018	29,907.60	.000	02/15/2028	40,000.00	2.946	3154
912833RY8	236311	2000	S 0 02-15-28	04/26/2018	29,726.40	.000	02/15/2028	40,000.00	3.050	3154



Run Date: 7/2/2019 7:43:02 AM

Investments Outstanding As Of Date: 6/28/2019

INVENTORY BY MATURITY REPORT

CUSIP	Investment #	Fund	Issuer	Purchase Date	Current Book	Current Rate	Maturity Date	Current Par	YTM	Days to Maturity
912833WQ9	186341	2010	US TREASURY STRIP	05/22/2008	2,914,416.94	.000	05/15/2028	7,538,000.00	4.813	3244
912833WQ9	186672	2000	US TREASURY STRIP	06/09/2008	9,572.00	.000	05/15/2028	25,000.00	4.875	3244
912833WQ9	187235	2000	US TREASURY STRIP	07/11/2008	3,993.00	.000	05/15/2028	10,000.00	4.680	3244
912833WQ9	192224	2000	US TREASURY STRIP	05/13/2009	63,585.00	.000	05/15/2028	150,000.00	4.567	3244
912833WQ9	193242	2000	US TREASURY STRIP	08/18/2009	22,379.83	.000	05/15/2028	50,000.00	4.335	3244
912833WQ9	197110	2000	US TREASURY STRIP	05/11/2010	137,853.61	.000	05/15/2028	306,000.00	4.477	3244
912833WQ9	197202	2000	US TREASURY STRIP	05/14/2010	11,177.00	.000	05/15/2028	25,000.00	4.522	3244
912833WQ9	198382	2000	US TREASURY STRIP	06/30/2010	24,247.50	.000	05/15/2028	50,000.00	4.090	3244
912833WQ9	198711	2000	US TREASURY STRIP	07/13/2010	48,200.00	.000	05/15/2028	100,000.00	4.133	3244
912833WQ9	205482	2000	US TREASURY STRIP	05/09/2011	47,643.00	.000	05/15/2028	100,000.00	4.405	3244
912833WQ9	206127	2000	US TREASURY STRIP	06/13/2011	49,493.00	.000	05/15/2028	100,000.00	4.200	3244
912833WQ9	206327	2000	US TREASURY STRIP	06/23/2011	24,652.00	.000	05/15/2028	50,000.00	4.230	3244
912833WQ9	206379	2000	US TREASURY STRIP	06/27/2011	24,620.50	.000	05/15/2028	50,000.00	4.240	3244
912833WQ9	210186	2000	US TREASURY STRIP	05/16/2012	32,309.50	.000	05/15/2028	50,000.00	2.748	3244
912833WQ9	210401	2000	US TREASURY STRIP	06/06/2012	34,894.00	.000	05/15/2028	50,000.00	2.269	3244
912833WQ9	210607	2000	US TREASURY STRIP	06/25/2012	33,486.00	.000	05/15/2028	50,000.00	2.539	3244
912833WQ9	214713	2000	US TREASURY STRIP	06/17/2013	31,699.00	.000	05/15/2028	50,000.00	3.080	3244
912833WQ9	218190	2000	US TREASURY STRIP	06/26/2014	32,263.00	.000	05/15/2028	50,000.00	3.180	3244
912833WQ9	218216	2000	US TREASURY STRIP	06/27/2014	32,103.00	.000	05/15/2028	50,000.00	3.217	3244
912833WQ9	218586	2000	US TREASURY STRIP	07/31/2014	33,116.00	.000	05/15/2028	50,000.00	3.010	3244
912833WQ9	222629	2000	US TREASURY STRIP	05/21/2015	177,315.00	.000	05/15/2028	250,000.00	2.663	3244
912833WQ9	226881	2000	US TREASURY STRI ZERO-% 5	05/26/2016	92,816.40	.000	05/15/2028	120,000.00	2.157	3244
912833WQ9	227321	2000	US TREASURY STRI ZERO-% 5	07/15/2016	40,803.00	.000	05/15/2028	50,000.00	1.725	3244
912833WQ9	227504	2000	US TREASURY STRI ZERO-% 5	07/29/2016	32,340.80	.000	05/15/2028	40,000.00	1.810	3244
912833WQ9	227676	2000	US TREASURY STRI ZERO-% 5	08/12/2016	80,672.00	.000	05/15/2028	100,000.00	1.835	3244
912833WQ9	231310	2000	S 0 05-15-28	05/11/2017	30,107.20	.000	05/15/2028	40,000.00	2.597	3244
912833WQ9	231599	2000	S 0 05-15-28	06/02/2017	30,636.80	.000	05/15/2028	40,000.00	2.450	3244
912833WQ9	237037	2000	S 0 05-15-28	06/14/2018	29,684.00	.000	05/15/2028	40,000.00	3.030	3244
912833WQ9	237322	2000	S 0 05-15-28	07/06/2018	30,036.80	.000	05/15/2028	40,000.00	2.927	3244
912833WQ9	237411	2000	S 0 05-15-28	07/12/2018	30,018.00	.000	05/15/2028	40,000.00	2.938	3244
912833WQ9	241261	2000	S 0 05-15-28	05/09/2019	31,886.80	.000	05/15/2028	40,000.00	2.530	3244
912833WQ9	241685	2000	S 0 05-15-28	06/21/2019	33,270.00	.000	05/15/2028	40,000.00	2.081	3244
31359YCY1	173971	2000	FNMA STRIP	12/14/2005	124,161.72	.000	07/15/2028	402,000.00	5.270	3305



Run Date: 7/2/2019 7:43:02 AM

Investments Outstanding As Of Date: 6/28/2019

INVENTORY BY MATURITY REPORT

CUSIP	Investment #	Fund	Issuer	Purchase Date	Current Book	Current Rate	Maturity Date	Current Par	YTM	Days to Maturity
912833RZ5	178594	2000	US TREASURY STRIP	10/26/2006	46,993.14	.000	08/15/2028	138,000.00	5.002	3336
912833RZ5	188170	2010	US TREASURY STRIP	09/22/2008	247,104.00	.000	08/15/2028	576,000.00	4.299	3336
912833RZ5	193261	2000	US TREASURY STRIP	08/18/2009	41,670.25	.000	08/15/2028	100,000.00	4.663	3336
912833RZ5	199568	2000	US TREASURY STRIP	08/13/2010	24,355.00	.000	08/15/2028	50,000.00	4.035	3336
912833RZ5	200631	2000	US TREASURY STRIP	09/24/2010	50,193.00	.000	08/15/2028	100,000.00	3.890	3336
912833RZ5	207498	2000	US TREASURY STRIP	09/23/2011	30,028.50	.000	08/15/2028	50,000.00	3.041	3336
912833RZ5	207868	2000	US TREASURY STRIP	10/31/2011	58,924.00	.000	08/15/2028	100,000.00	3.175	3336
912833RZ5	207921	2000	US TREASURY STRIP	11/03/2011	29,338.50	.000	08/15/2028	50,000.00	3.202	3336
912833RZ5	211247	2000	US TREASURY STRIP	08/17/2012	33,155.50	.000	08/15/2028	50,000.00	2.585	3336
912833RZ5	211307	2000	US TREASURY STRIP	08/22/2012	65,071.00	.000	08/15/2028	100,000.00	2.707	3336
912833RZ5	215302	2000	US TREASURY STRIP	08/16/2013	29,367.00	.000	08/15/2028	50,000.00	3.580	3336
912833RZ5	215626	2000	US TREASURY STRIP	09/26/2013	29,645.50	.000	08/15/2028	50,000.00	3.542	3336
912833RZ5	215889	2000	US TREASURY STRIP	11/01/2013	61,006.00	.000	08/15/2028	100,000.00	3.370	3336
912833RZ5	218844	2000	US TREASURY STRIP	08/28/2014	267,208.00	.000	08/15/2028	400,000.00	2.910	3336
912833RZ5	219036	2000	US TREASURY STRIP	09/18/2014	65,100.00	.000	08/15/2028	100,000.00	3.110	3336
912833RZ5	219298	2000	US TREASURY STRIP	10/17/2014	27,454.80	.000	08/15/2028	40,000.00	2.740	3336
912833RZ5	224322	2000	USTREASURYSTRI	10/08/2015	73,358.00	.000	08/15/2028	100,000.00	2.425	3336
912833RZ5	224490	2000	USTREASURYSTRI	10/22/2015	73,193.00	.000	08/15/2028	100,000.00	2.450	3336
912833RZ5	224568	2000	USTREASURYSTRI	10/29/2015	29,199.60	.000	08/15/2028	40,000.00	2.475	3336
912833RZ5	228080	2000	US TREASURY STRI ZERO-% 8	09/23/2016	39,718.00	.000	08/15/2028	50,000.00	1.945	3336
912833RZ5	228292	2000	US TREASURY STRI ZERO-% 8	10/14/2016	196,607.50	.000	08/15/2028	250,000.00	2.040	3336
912833RZ5	234135	2000	S 0 08-15-28	10/26/2017	30,583.20	.000	08/15/2028	40,000.00	2.500	3336
912833RZ5	234159	2000	S 0 08-15-28	10/26/2017	38,229.00	.000	08/15/2028	50,000.00	2.500	3336
912833RZ5	234194	2000	S 0 08-15-28	10/27/2017	19,075.00	.000	08/15/2028	25,000.00	2.520	3336
912833RZ5	237898	2000	S 0 08-15-28	08/23/2018	89,947.20	.000	08/15/2028	120,000.00	2.910	3336
912833RZ5	237924	2000	S 0 08-15-28	08/23/2018	30,011.60	.000	08/15/2028	40,000.00	2.900	3336
912833RZ5	237937	2000	S 0 08-15-28	08/23/2018	187,427.50	.000	08/15/2028	250,000.00	2.908	3336
912833RZ5	238214	2000	S 0 08-15-28	09/13/2018	29,786.00	.000	08/15/2028	40,000.00	2.994	3336
912833RZ5	238685	2000	S 0 08-15-28	10/25/2018	291,292.00	.000	08/15/2028	400,000.00	3.260	3336
3134A4CJ1	173969	2000	FHLMC STRIP	12/14/2005	391,074.72	.000	09/15/2028	1,252,000.00	5.180	3367
912833WR7	189269	2000	US TREASURY STRIP	11/21/2008	2,100.00	.000	11/15/2028	5,000.00	4.389	3428
912833WR7	194201	2000	US TREASURY STRIP	11/24/2009	42,737.00	.000	11/15/2028	100,000.00	4.531	3428
912833WR7	194734	2000	US TREASURY STRIP	01/28/2010	20,819.50	.000	11/15/2028	50,000.00	4.716	3428



Run Date: 7/2/2019 7:43:02 AM

Investments Outstanding As Of Date: 6/28/2019

INVENTORY BY MATURITY REPORT

CUSIP	Investment #	Fund	Issuer	Purchase Date	Current Book	Current Rate	Maturity Date	Current Par	YTM	Days to Maturity
912833WR7	201940	2000	US TREASURY STRIP	11/17/2010	23,377.00	.000	11/15/2028	50,000.00	4.270	3428
912833WR7	202156	2000	US TREASURY STRIP	11/24/2010	23,077.00	.000	11/15/2028	50,000.00	4.348	3428
912833WR7	203395	2000	US TREASURY STRIP	01/31/2011	43,735.00	.000	11/15/2028	100,000.00	4.704	3428
912833WR7	212197	2000	US TREASURY STRIP	11/30/2012	100,618.50	.000	11/15/2028	150,000.00	2.518	3428
912833WR7	212327	2000	US TREASURY STRIP	12/13/2012	234,944.50	.000	11/15/2028	350,000.00	2.519	3428
912833WR7	212656	2000	US TREASURY STRIP	01/17/2013	32,371.50	.000	11/15/2028	50,000.00	2.766	3428
912833WR7	216076	2000	US TREASURY STRIP	11/21/2013	29,533.00	.000	11/15/2028	50,000.00	3.545	3428
912833WR7	216421	2000	US TREASURY STRIP	01/09/2014	57,622.00	.000	11/15/2028	100,000.00	3.747	3428
912833WR7	219696	2000	US TREASURY STRIP	11/20/2014	167,887.50	.000	11/15/2028	250,000.00	2.867	3428
912833WR7	220251	2000	US TREASURY STRIP	01/09/2015	36,428.00	.000	11/15/2028	50,000.00	2.300	3428
912833WR7	220353	2000	US TREASURY STRIP	01/20/2015	72,720.00	.000	11/15/2028	100,000.00	2.319	3428
912833WR7	220440	2000	US TREASURY STRIP	01/26/2015	73,835.00	.000	11/15/2028	100,000.00	2.210	3428
912833WR7	220460	2000	US TREASURY STRIP	01/26/2015	36,834.50	.000	11/15/2028	50,000.00	2.227	3428
912833WR7	220480	2000	US TREASURY STRIP	01/26/2015	29,477.60	.000	11/15/2028	40,000.00	2.224	3428
912833WR7	220508	2000	US TREASURY STRIP	01/27/2015	184,852.50	.000	11/15/2028	250,000.00	2.200	3428
912833WR7	220612	2000	US TREASURY STRIP	01/29/2015	183,205.00	.000	11/15/2028	250,000.00	2.266	3428
912833WR7	225026	2000	USTREASURYSTRI	12/24/2015	179,707.50	.000	11/15/2028	250,000.00	2.577	3428
912833WR7	225349	2000	USTREASURYSTRI	02/04/2016	73,937.00	.000	11/15/2028	100,000.00	2.377	3428
912833WR7	228577	2000	US TREASURY STRI ZERO-% 1	11/14/2016	13,946.58	.000	11/15/2028	18,000.00	2.137	3428
912833WR7	229128	2000	S 0 11-15-28	01/12/2017	14,592.80	.000	11/15/2028	20,000.00	2.680	3428
912833WR7	229129	2000	S 0 11-15-28	01/12/2017	14,592.80	.000	11/15/2028	20,000.00	2.680	3428
912833WR7	229265	2000	S 0 11-15-28	01/26/2017	182,175.00	.000	11/15/2028	250,000.00	2.700	3428
912833WR7	229411	2000	S 0 11-15-28	02/02/2017	28,960.40	.000	11/15/2028	40,000.00	2.760	3428
912833WR7	234363	2000	S 0 11-15-28	11/16/2017	75,762.00	.000	11/15/2028	100,000.00	2.540	3428
912833WR7	234935	2000	S 0 11-15-28	01/25/2018	29,747.20	.000	11/15/2028	40,000.00	2.760	3428
912833WR7	235062	2000	S 0 11-15-28	02/02/2018	29,607.20	.000	11/15/2028	40,000.00	2.810	3428
31359YCZ8	173966	2000	FNMA STRIP	12/14/2005	155,772.45	.000	01/15/2029	513,000.00	5.230	3489
912833XN5	184846	2000	US TREASURY STRIP	02/28/2008	3,646.82	.000	02/15/2029	10,000.00	4.870	3520
912833XN5	185236	2000	US TREASURY STRIP	03/27/2008	4,000.00	.000	02/15/2029	10,000.00	4.435	3520
912833XN5	185627	2000	US TREASURY STRIP	04/16/2008	3,990.00	.000	02/15/2029	10,000.00	4.459	3520
912833XN5	185891	2000	US TREASURY STRIP	04/28/2008	9,590.25	.000	02/15/2029	25,000.00	4.660	3520
912833XN5	191128	2000	US TREASURY STRIP	04/13/2009	2,350.00	.000	02/15/2029	5,000.00	3.841	3520
912833XN5	194865	2000	US TREASURY STRIP	02/08/2010	40,420.00	.000	02/15/2029	100,000.00	4.820	3520



Run Date: 7/2/2019 7:43:02 AM

Investments Outstanding As Of Date: 6/28/2019

INVENTORY BY MATURITY REPORT

CUSIP	Investment #	Fund	Issuer	Purchase Date	Current Book	Current Rate	Maturity Date	Current Par	YTM	Days to Maturity
912833XN5	195189	2000	US TREASURY STRIP	03/03/2010	21,321.50	.000	02/15/2029	50,000.00	4.547	3520
912833XN5	195396	2000	US TREASURY STRIP	03/12/2010	40,031.00	.000	02/15/2029	100,000.00	4.895	3520
912833XN5	195865	2000	US TREASURY STRIP	04/08/2010	19,674.00	.000	02/15/2029	50,000.00	5.008	3520
912833XN5	196890	2000	US TREASURY STRIP	04/30/2010	20,728.50	.000	02/15/2029	50,000.00	4.740	3520
912833XN5	203864	2000	US TREASURY STRIP	02/28/2011	21,484.00	.000	02/15/2029	50,000.00	4.758	3520
912833XN5	204511	2000	US TREASURY STRIP	04/12/2011	42,819.00	.000	02/15/2029	100,000.00	4.810	3520
912833XN5	205424	2000	US TREASURY STRIP	05/05/2011	45,195.00	.000	02/15/2029	100,000.00	4.517	3520
912833XN5	208707	2000	US TREASURY STRIP	02/16/2012	30,015.50	.000	02/15/2029	50,000.00	3.025	3520
912833XN5	208878	2000	US TREASURY STRIP	03/05/2012	60,629.00	.000	02/15/2029	100,000.00	2.974	3520
912833XN5	209017	2000	US TREASURY STRIP	03/19/2012	28,462.50	.000	02/15/2029	50,000.00	3.360	3520
912833XN5	209142	2000	US TREASURY STRIP	04/05/2012	29,073.00	.000	02/15/2029	50,000.00	3.241	3520
912833XN5	209934	2000	US TREASURY STRIP	04/30/2012	30,194.00	.000	02/15/2029	50,000.00	3.026	3520
912833XN5	213296	2000	US TREASURY STRIP	03/25/2013	31,539.50	.000	02/15/2029	50,000.00	2.920	3520
912833XN5	213366	2000	US TREASURY STRIP	03/28/2013	63,263.00	.000	02/15/2029	100,000.00	2.903	3520
912833XN5	213443	2000	US TREASURY STRIP	04/04/2013	32,116.50	.000	02/15/2029	50,000.00	2.809	3520
912833XN5	213510	2000	US TREASURY STRIP	04/12/2013	65,831.00	.000	02/15/2029	100,000.00	2.656	3520
912833XN5	214262	2000	US TREASURY STRIP	05/02/2013	66,921.00	.000	02/15/2029	100,000.00	2.560	3520
912833XN5	216916	2000	US TREASURY STRIP	03/21/2014	150,362.50	.000	02/15/2029	250,000.00	3.440	3520
912833XN5	220882	2000	US TREASURY STRIP	02/13/2015	28,678.00	.000	02/15/2029	40,000.00	2.390	3520
912833XN5	222332	2000	US TREASURY STRIP	04/30/2015	28,782.00	.000	02/15/2029	40,000.00	2.400	3520
912833XN5	225724	2000	USTREASURYSTRIP	03/17/2016	29,622.80	.000	02/15/2029	40,000.00	2.339	3520
912833XN5	225758	2000	USTREASURYSTRIP	03/17/2016	13,531.10	.000	02/15/2029	18,250.00	2.330	3520
912833XN5	229665	2000	S 0 02-15-29	02/24/2017	37,537.76	.000	02/15/2029	52,000.00	2.740	3520
912833XN5	230023	2000	S 0 02-15-29	03/24/2017	289,192.00	.000	02/15/2029	400,000.00	2.745	3520
912833XN5	230120	2000	S 0 02-15-29	03/30/2017	182,500.00	.000	02/15/2029	250,000.00	2.666	3520
912833XN5	230240	2000	S 0 02-15-29	04/06/2017	36,675.00	.000	02/15/2029	50,000.00	2.630	3520
912833XN5	230335	2000	S 0 02-15-29	04/17/2017	29,604.00	.000	02/15/2029	40,000.00	2.560	3520
912833XN5	230994	2000	S 0 02-15-29	04/28/2017	185,170.00	.000	02/15/2029	250,000.00	2.560	3520
912833XN5	235184	2000	S 0 02-15-29	02/15/2018	28,921.20	.000	02/15/2029	40,000.00	2.970	3520
912833XN5	235372	2000	S 0 02-15-29	03/01/2018	28,954.40	.000	02/15/2029	40,000.00	2.970	3520
912833XN5	235397	2000	S 0 02-15-29	03/01/2018	28,893.20	.000	02/15/2029	40,000.00	2.990	3520
912833XN5	235457	2000	S 0 02-15-29	03/05/2018	144,102.00	.000	02/15/2029	200,000.00	3.016	3520
912833XN5	235530	2000	S 0 02-15-29	03/08/2018	28,961.60	.000	02/15/2029	40,000.00	2.973	3520



Run Date: 7/2/2019 7:43:02 AM

Investments Outstanding As Of Date: 6/28/2019

INVENTORY BY MATURITY REPORT

CUSIP	Investment #	Fund	Issuer	Purchase Date	Current Book	Current Rate	Maturity Date	Current Par	YTM	Days to Maturity
912833XN5	236312	2000	S 0 02-15-29	04/26/2018	28,809.20	.000	02/15/2029	40,000.00	3.060	3520
912833XS4	186343	2010	US TREASURY STRIP	05/22/2008	2,772,174.88	.000	05/15/2029	7,538,000.00	4.825	3609
912833XS4	186673	2000	US TREASURY STRIP	06/09/2008	9,140.50	.000	05/15/2029	25,000.00	4.865	3609
912833XS4	187236	2000	US TREASURY STRIP	07/11/2008	3,824.10	.000	05/15/2029	10,000.00	4.665	3609
912833XS4	197112	2000	US TREASURY STRIP	05/11/2010	131,543.89	.000	05/15/2029	306,000.00	4.490	3609
912833XS4	197204	2000	US TREASURY STRIP	05/14/2010	10,619.00	.000	05/15/2029	25,000.00	4.557	3609
912833XS4	198383	2000	US TREASURY STRIP	06/30/2010	23,037.00	.000	05/15/2029	50,000.00	4.148	3609
912833XS4	198712	2000	US TREASURY STRIP	07/13/2010	45,800.00	.000	05/15/2029	100,000.00	4.188	3609
912833XS4	205483	2000	US TREASURY STRIP	05/09/2011	45,223.00	.000	05/15/2029	100,000.00	4.453	3609
912833XS4	206128	2000	US TREASURY STRIP	06/13/2011	46,816.00	.000	05/15/2029	100,000.00	4.280	3609
912833XS4	206326	2000	US TREASURY STRIP	06/23/2011	23,435.00	.000	05/15/2029	50,000.00	4.280	3609
912833XS4	206381	2000	US TREASURY STRIP	06/27/2011	23,374.50	.000	05/15/2029	50,000.00	4.297	3609
912833XS4	210187	2000	US TREASURY STRIP	05/16/2012	31,146.00	.000	05/15/2029	50,000.00	2.804	3609
912833XS4	210402	2000	US TREASURY STRIP	06/06/2012	33,823.50	.000	05/15/2029	50,000.00	2.321	3609
912833XS4	210608	2000	US TREASURY STRIP	06/25/2012	32,418.00	.000	05/15/2029	50,000.00	2.582	3609
912833XS4	214714	2000	US TREASURY STRIP	06/17/2013	30,314.50	.000	05/15/2029	50,000.00	3.170	3609
912833XS4	218191	2000	US TREASURY STRIP	06/26/2014	30,919.50	.000	05/15/2029	50,000.00	3.255	3609
912833XS4	218217	2000	US TREASURY STRIP	06/27/2014	30,768.50	.000	05/15/2029	50,000.00	3.289	3609
912833XS4	218587	2000	US TREASURY STRIP	07/31/2014	31,815.00	.000	05/15/2029	50,000.00	3.080	3609
912833XS4	222631	2000	US TREASURY STRIP	05/21/2015	170,645.00	.000	05/15/2029	250,000.00	2.750	3609
912833XS4	226882	2000	US TREASURY STRI ZERO-% 5	05/26/2016	90,230.40	.000	05/15/2029	120,000.00	2.210	3609
912833XS4	227322	2000	US TREASURY STRI ZERO-% 5	07/15/2016	39,854.00	.000	05/15/2029	50,000.00	1.775	3609
912833XS4	227505	2000	US TREASURY STRI ZERO-% 5	07/29/2016	31,562.40	.000	05/15/2029	40,000.00	1.860	3609
912833XS4	227677	2000	US TREASURY STRI ZERO-% 5	08/12/2016	78,862.00	.000	05/15/2029	100,000.00	1.870	3609
912833XS4	231311	2000	S 0 05-15-29	05/11/2017	29,104.80	.000	05/15/2029	40,000.00	2.665	3609
912833XS4	231601	2000	S 0 05-15-29	06/02/2017	29,688.80	.000	05/15/2029	40,000.00	2.510	3609
912833XS4	237038	2000	S 0 05-15-29	06/14/2018	28,742.40	.000	05/15/2029	40,000.00	3.050	3609
912833XS4	237323	2000	S 0 05-15-29	07/06/2018	29,140.00	.000	05/15/2029	40,000.00	2.939	3609
912833XS4	237415	2000	S 0 05-15-29	07/12/2018	29,154.40	.000	05/15/2029	40,000.00	2.938	3609
912833XS4	241262	2000	S 0 05-15-29	05/09/2019	31,002.80	.000	05/15/2029	40,000.00	2.560	3609
912833XS4	241686	2000	S 0 05-15-29	06/21/2019	32,438.80	.000	05/15/2029	40,000.00	2.128	3609
912833XP0	178595	2000	US TREASURY STRIP	10/26/2006	44,867.94	.000	08/15/2029	138,000.00	4.988	3701
912833XP0	188171	2010	US TREASURY STRIP	09/22/2008	237,248.64	.000	08/15/2029	576,000.00	4.290	3701



Run Date: 7/2/2019 7:43:02 AM

Investments Outstanding As Of Date: 6/28/2019

INVENTORY BY MATURITY REPORT

CUSIP	Investment #	Fund	Issuer	Purchase Date	Current Book	Current Rate	Maturity Date	Current Par	YTM	Days to Maturity
912833XP0	199569	2000	US TREASURY STRIP	08/13/2010	23,141.00	.000	08/15/2029	50,000.00	4.095	3701
912833XP0	200632	2000	US TREASURY STRIP	09/24/2010	47,851.00	.000	08/15/2029	100,000.00	3.940	3701
912833XP0	207499	2000	US TREASURY STRIP	09/23/2011	28,792.50	.000	08/15/2029	50,000.00	3.108	3701
912833XP0	207869	2000	US TREASURY STRIP	10/31/2011	56,550.00	.000	08/15/2029	100,000.00	3.230	3701
912833XP0	207922	2000	US TREASURY STRIP	11/03/2011	28,163.50	.000	08/15/2029	50,000.00	3.254	3701
912833XP0	211248	2000	US TREASURY STRIP	08/17/2012	32,050.50	.000	08/15/2029	50,000.00	2.634	3701
912833XP0	211308	2000	US TREASURY STRIP	08/22/2012	62,827.00	.000	08/15/2029	100,000.00	2.756	3701
912833XP0	215303	2000	US TREASURY STRIP	08/16/2013	28,077.00	.000	08/15/2029	50,000.00	3.640	3701
912833XP0	215627	2000	US TREASURY STRIP	09/26/2013	28,280.50	.000	08/15/2029	50,000.00	3.620	3701
912833XP0	215890	2000	US TREASURY STRIP	11/01/2013	58,272.00	.000	08/15/2029	100,000.00	3.450	3701
912833XP0	218845	2000	US TREASURY STRIP	08/28/2014	257,308.00	.000	08/15/2029	400,000.00	2.970	3701
912833XP0	219037	2000	US TREASURY STRIP	09/18/2014	62,500.00	.000	08/15/2029	100,000.00	3.178	3701
912833XP0	219297	2000	US TREASURY STRIP	10/17/2014	26,503.60	.000	08/15/2029	40,000.00	2.795	3701
912833XP0	224323	2000	USTREASURYSTRIP	10/08/2015	70,977.00	.000	08/15/2029	100,000.00	2.490	3701
912833XP0	224491	2000	USTREASURYSTRIP	10/22/2015	70,753.00	.000	08/15/2029	100,000.00	2.520	3701
912833XP0	224569	2000	USTREASURYSTRIP	10/29/2015	28,246.80	.000	08/15/2029	40,000.00	2.538	3701
912833XP0	228081	2000	US TREASURY STRI ZERO-% 8	09/23/2016	38,585.50	.000	08/15/2029	50,000.00	2.020	3701
912833XP0	228293	2000	US TREASURY STRI ZERO-% 8	10/14/2016	191,315.00	.000	08/15/2029	250,000.00	2.095	3701
912833XP0	234136	2000	S 0 08-15-29	10/26/2017	29,693.60	.000	08/15/2029	40,000.00	2.540	3701
912833XP0	234160	2000	S 0 08-15-29	10/26/2017	37,117.00	.000	08/15/2029	50,000.00	2.540	3701
912833XP0	234195	2000	S 0 08-15-29	10/27/2017	18,516.75	.000	08/15/2029	25,000.00	2.560	3701
912833XP0	237897	2000	S 0 08-15-29	08/23/2018	87,290.40	.000	08/15/2029	120,000.00	2.920	3701
912833XP0	237925	2000	S 0 08-15-29	08/23/2018	29,096.80	.000	08/15/2029	40,000.00	2.920	3701
912833XP0	237938	2000	S 0 08-15-29	08/23/2018	181,762.50	.000	08/15/2029	250,000.00	2.925	3701
912833XP0	238216	2000	S 0 08-15-29	09/13/2018	28,864.00	.000	08/15/2029	40,000.00	3.010	3701
912833XP0	238684	2000	S 0 08-15-29	10/25/2018	281,484.00	.000	08/15/2029	400,000.00	3.278	3701
912833XT2	189270	2000	US TREASURY STRIP	11/21/2008	2,012.50	.000	11/15/2029	5,000.00	4.384	3793
912833XT2	201941	2000	US TREASURY STRIP	11/17/2010	22,038.00	.000	11/15/2029	50,000.00	4.360	3793
912833XT2	202157	2000	US TREASURY STRIP	11/24/2010	21,799.50	.000	11/15/2029	50,000.00	4.423	3793
912833XT2	203396	2000	US TREASURY STRIP	01/31/2011	41,397.00	.000	11/15/2029	100,000.00	4.750	3793
912833XT2	212198	2000	US TREASURY STRIP	11/30/2012	97,201.50	.000	11/15/2029	150,000.00	2.575	3793
912833XT2	212328	2000	US TREASURY STRIP	12/13/2012	227,090.50	.000	11/15/2029	350,000.00	2.573	3793
912833XT2	212657	2000	US TREASURY STRIP	01/17/2013	31,166.50	.000	11/15/2029	50,000.00	2.829	3793





Run Date: 7/2/2019 7:43:02 AM

Investments Outstanding As Of Date: 6/28/2019

INVENTORY BY MATURITY REPORT

CUSIP	Investment #	Fund	Issuer	Purchase Date	Current Book	Current Rate	Maturity Date	Current Par	YTM	Days to Maturity
912833XT2	216077	2000	US TREASURY STRIP	11/21/2013	28,157.50	.000	11/15/2029	50,000.00	3.625	3793
912833XT2	216422	2000	US TREASURY STRIP	01/09/2014	54,936.00	.000	11/15/2029	100,000.00	3.816	3793
912833XT2	219698	2000	US TREASURY STRIP	11/20/2014	162,167.50	.000	11/15/2029	250,000.00	2.909	3793
912833XT2	220252	2000	US TREASURY STRIP	01/09/2015	35,448.00	.000	11/15/2029	50,000.00	2.330	3793
912833XT2	220354	2000	US TREASURY STRIP	01/20/2015	70,649.00	.000	11/15/2029	100,000.00	2.359	3793
912833XT2	220442	2000	US TREASURY STRIP	01/26/2015	71,914.00	.000	11/15/2029	100,000.00	2.240	3793
912833XT2	220461	2000	US TREASURY STRIP	01/26/2015	35,838.50	.000	11/15/2029	50,000.00	2.263	3793
912833XT2	220481	2000	US TREASURY STRIP	01/26/2015	28,673.20	.000	11/15/2029	40,000.00	2.262	3793
912833XT2	220509	2000	US TREASURY STRIP	01/27/2015	179,532.50	.000	11/15/2029	250,000.00	2.250	3793
912833XT2	220613	2000	US TREASURY STRIP	01/29/2015	178,337.50	.000	11/15/2029	250,000.00	2.297	3793
912833XT2	225027	2000	USTREASURYSTRI	12/24/2015	174,040.00	.000	11/15/2029	250,000.00	2.624	3793
912833XT2	225330	2000	USTREASURYSTRI	02/04/2016	71,526.00	.000	11/15/2029	100,000.00	2.447	3793
912833XT2	228578	2000	US TREASURY STRI ZERO-% 1	11/14/2016	14,310.23	.000	11/15/2029	19,000.00	2.192	3793
912833XT2	229130	2000	S 0 11-15-29	01/12/2017	14,155.60	.000	11/15/2029	20,000.00	2.710	3793
912833XT2	229131	2000	S 0 11-15-29	01/12/2017	14,155.60	.000	11/15/2029	20,000.00	2.710	3793
912833XT2	229277	2000	S 0 11-15-29	01/26/2017	176,237.50	.000	11/15/2029	250,000.00	2.750	3793
912833XT2	229412	2000	S 0 11-15-29	02/02/2017	28,035.60	.000	11/15/2029	40,000.00	2.800	3793
912833XT2	234364	2000	S 0 11-15-29	11/16/2017	73,525.00	.000	11/15/2029	100,000.00	2.580	3793
912833XT2	234936	2000	S 0 11-15-29	01/25/2018	28,875.60	.000	11/15/2029	40,000.00	2.780	3793
912833XT2	235063	2000	S 0 11-15-29	02/02/2018	28,725.60	.000	11/15/2029	40,000.00	2.830	3793
31359YDB0	173967	2000	FMNA STRIP	12/14/2005	149,678.01	.000	01/15/2030	513,000.00	5.180	3854
912833XX3	184847	2000	US TREASURY STRIP	02/28/2008	3,482.97	.000	02/15/2030	10,000.00	4.860	3885
912833XX3	185237	2000	US TREASURY STRIP	03/27/2008	3,800.00	.000	02/15/2030	10,000.00	4.470	3885
912833XX3	185628	2000	US TREASURY STRIP	04/16/2008	3,800.00	.000	02/15/2030	10,000.00	4.481	3885
912833XX3	185892	2000	US TREASURY STRIP	04/28/2008	9,217.25	.000	02/15/2030	25,000.00	4.630	3885
912833XX3	191130	2000	US TREASURY STRIP	04/13/2009	2,250.00	.000	02/15/2030	5,000.00	3.868	3885
912833XX3	203865	2000	US TREASURY STRIP	02/28/2011	20,308.00	.000	02/15/2030	50,000.00	4.808	3885
912833XX3	204512	2000	US TREASURY STRIP	04/12/2011	40,681.00	.000	02/15/2030	100,000.00	4.830	3885
912833XX3	205425	2000	US TREASURY STRIP	05/05/2011	42,849.00	.000	02/15/2030	100,000.00	4.564	3885
912833XX3	208708	2000	US TREASURY STRIP	02/16/2012	28,921.50	.000	02/15/2030	50,000.00	3.065	3885
912833XX3	208879	2000	US TREASURY STRIP	03/05/2012	58,409.00	.000	02/15/2030	100,000.00	3.018	3885
912833XX3	209018	2000	US TREASURY STRIP	03/19/2012	27,336.50	.000	02/15/2030	50,000.00	3.400	3885
912833XX3	209143	2000	US TREASURY STRIP	04/05/2012	27,946.50	.000	02/15/2030	50,000.00	3.283	3885



Run Date: 7/2/2019 7:43:02 AM

Investments Outstanding As Of Date: 6/28/2019

INVENTORY BY MATURITY REPORT

CUSIP	Investment #	Fund	Issuer	Purchase Date	Current Book	Current Rate	Maturity Date	Current Par	YTM	Days to Maturity
912833XX3	209935	2000	US TREASURY STRIP	04/30/2012	29,070.50	.000	02/15/2030	50,000.00	3.071	3885
912833XX3	213297	2000	US TREASURY STRIP	03/25/2013	30,283.50	.000	02/15/2030	50,000.00	2.990	3885
912833XX3	213367	2000	US TREASURY STRIP	03/28/2013	60,753.00	.000	02/15/2030	100,000.00	2.973	3885
912833XX3	213444	2000	US TREASURY STRIP	04/04/2013	30,856.50	.000	02/15/2030	50,000.00	2.882	3885
912833XX3	213511	2000	US TREASURY STRIP	04/12/2013	63,428.00	.000	02/15/2030	100,000.00	2.721	3885
912833XX3	214263	2000	US TREASURY STRIP	05/02/2013	64,274.00	.000	02/15/2030	100,000.00	2.650	3885
912833XX3	216917	2000	US TREASURY STRIP	03/21/2014	143,740.00	.000	02/15/2030	250,000.00	3.510	3885
912833XX3	220883	2000	US TREASURY STRIP	02/13/2015	27,839.20	.000	02/15/2030	40,000.00	2.430	3885
912833XX3	222333	2000	US TREASURY STRIP	04/30/2015	27,898.80	.000	02/15/2030	40,000.00	2.450	3885
912833XX3	225726	2000	USTREASURYSTRIP	03/17/2016	28,864.80	.000	02/15/2030	40,000.00	2.358	3885
912833XX3	225761	2000	USTREASURYSTRIP	03/17/2016	13,166.83	.000	02/15/2030	18,250.00	2.360	3885
912833XX3	229666	2000	S 0 02-15-30	02/24/2017	36,343.84	.000	02/15/2030	52,000.00	2.780	3885
912833XX3	230024	2000	S 0 02-15-30	03/24/2017	279,628.00	.000	02/15/2030	400,000.00	2.795	3885
912833XX3	230116	2000	S 0 02-15-30	03/30/2017	176,715.00	.000	02/15/2030	250,000.00	2.711	3885
912833XX3	230222	2000	S 0 02-15-30	04/06/2017	35,593.00	.000	02/15/2030	50,000.00	2.660	3885
912833XX3	230336	2000	S 0 02-15-30	04/17/2017	28,751.20	.000	02/15/2030	40,000.00	2.590	3885
912833XX3	230976	2000	S 0 02-15-30	04/28/2017	179,835.00	.000	02/15/2030	250,000.00	2.590	3885
912833XX3	235203	2000	S 0 02-15-30	02/15/2018	27,981.60	.000	02/15/2030	40,000.00	3.000	3885
912833XX3	235373	2000	S 0 02-15-30	03/01/2018	28,047.20	.000	02/15/2030	40,000.00	2.990	3885
912833XX3	235398	2000	S 0 02-15-30	03/01/2018	27,962.80	.000	02/15/2030	40,000.00	3.016	3885
912833XX3	235458	2000	S 0 02-15-30	03/05/2018	139,392.00	.000	02/15/2030	200,000.00	3.044	3885
912833XX3	235531	2000	S 0 02-15-30	03/08/2018	28,020.80	.000	02/15/2030	40,000.00	3.003	3885
912833XX3	236313	2000	S 0 02-15-30	04/26/2018	27,882.80	.000	02/15/2030	40,000.00	3.080	3885
31359YEA1	173972	2000	FNMA STRIP	12/14/2005	446,896.72	.000	05/15/2030	1,558,000.00	5.180	3974
912833XU9	186344	2010	US TREASURY STRIP	05/22/2008	2,669,356.56	.000	05/15/2030	7,538,000.00	4.779	3974
912833XU9	186674	2000	US TREASURY STRIP	06/09/2008	8,796.00	.000	05/15/2030	25,000.00	4.820	3974
912833XU9	187237	2000	US TREASURY STRIP	07/11/2008	3,685.50	.000	05/15/2030	10,000.00	4.622	3974
912833XU9	197113	2000	US TREASURY STRIP	05/11/2010	125,451.43	.000	05/15/2030	306,000.00	4.506	3974
912833XU9	197205	2000	US TREASURY STRIP	05/14/2010	10,115.50	.000	05/15/2030	25,000.00	4.575	3974
912833XU9	198713	2000	US TREASURY STRIP	07/13/2010	43,800.00	.000	05/15/2030	100,000.00	4.205	3974
912833XU9	205484	2000	US TREASURY STRIP	05/09/2011	42,946.00	.000	05/15/2030	100,000.00	4.494	3974
912833XU9	206129	2000	US TREASURY STRIP	06/13/2011	44,555.00	.000	05/15/2030	100,000.00	4.319	3974
912833XU9	206325	2000	US TREASURY STRIP	06/23/2011	22,256.50	.000	05/15/2030	50,000.00	4.330	3974



Run Date: 7/2/2019 7:43:02 AM

Investments Outstanding As Of Date: 6/28/2019

INVENTORY BY MATURITY REPORT

CUSIP	Investment #	Fund	Issuer	Purchase Date	Current Book	Current Rate	Maturity Date	Current Par	YTM	Days to Maturity
912833XU9	206383	2000	US TREASURY STRIP	06/27/2011	22,195.00	.000	05/15/2030	50,000.00	4.348	3974
912833XU9	210188	2000	US TREASURY STRIP	05/16/2012	30,005.50	.000	05/15/2030	50,000.00	2.858	3974
912833XU9	210403	2000	US TREASURY STRIP	06/06/2012	32,844.50	.000	05/15/2030	50,000.00	2.356	3974
912833XU9	210609	2000	US TREASURY STRIP	06/25/2012	31,362.50	.000	05/15/2030	50,000.00	2.624	3974
912833XU9	214715	2000	US TREASURY STRIP	06/17/2013	29,084.00	.000	05/15/2030	50,000.00	3.230	3974
912833XU9	218192	2000	US TREASURY STRIP	06/26/2014	29,634.50	.000	05/15/2030	50,000.00	3.320	3974
912833XU9	218218	2000	US TREASURY STRIP	06/27/2014	29,671.00	.000	05/15/2030	50,000.00	3.313	3974
912833XU9	218588	2000	US TREASURY STRIP	07/31/2014	30,571.00	.000	05/15/2030	50,000.00	3.140	3974
912833XU9	222632	2000	US TREASURY STRIP	05/21/2015	164,140.00	.000	05/15/2030	250,000.00	2.828	3974
912833XU9	226889	2000	US TREASURY STRI ZERO-% 5	05/26/2016	87,688.80	.000	05/15/2030	120,000.00	2.258	3974
912833XU9	227323	2000	US TREASURY STRI ZERO-% 5	07/15/2016	39,075.50	.000	05/15/2030	50,000.00	1.790	3974
912833XU9	227506	2000	US TREASURY STRI ZERO-% 5	07/29/2016	30,878.00	.000	05/15/2030	40,000.00	1.885	3974
912833XU9	227678	2000	US TREASURY STRI ZERO-% 5	08/12/2016	77,039.00	.000	05/15/2030	100,000.00	1.905	3974
912833XU9	231312	2000	S 0 05-15-30	05/11/2017	28,257.20	.000	05/15/2030	40,000.00	2.689	3974
912833XU9	231583	2000	S 0 05-15-30	06/02/2017	28,846.80	.000	05/15/2030	40,000.00	2.540	3974
912833XU9	237039	2000	S 0 05-15-30	06/14/2018	27,820.00	.000	05/15/2030	40,000.00	3.070	3974
912833XU9	237324	2000	S 0 05-15-30	07/06/2018	28,223.60	.000	05/15/2030	40,000.00	2.962	3974
912833XU9	237410	2000	S 0 05-15-30	07/12/2018	28,235.60	.000	05/15/2030	40,000.00	2.963	3974
912833XU9	241263	2000	S 0 05-15-30	05/09/2019	30,093.20	.000	05/15/2030	40,000.00	2.600	3974
912833XU9	241687	2000	S 0 05-15-30	06/21/2019	31,619.60	.000	05/15/2030	40,000.00	2.169	3974
912833XY1	178596	2000	US TREASURY STRIP	10/26/2006	43,180.20	.000	08/15/2030	138,000.00	4.941	4066
912833XY1	188172	2010	US TREASURY STRIP	09/22/2008	228,124.80	.000	08/15/2030	576,000.00	4.275	4066
912833XY1	207500	2000	US TREASURY STRIP	09/23/2011	27,601.50	.000	08/15/2030	50,000.00	3.170	4066
912833XY1	207870	2000	US TREASURY STRIP	10/31/2011	54,463.00	.000	08/15/2030	100,000.00	3.260	4066
912833XY1	207923	2000	US TREASURY STRIP	11/03/2011	27,138.50	.000	08/15/2030	50,000.00	3.280	4066
912833XY1	211249	2000	US TREASURY STRIP	08/17/2012	31,018.00	.000	08/15/2030	50,000.00	2.671	4066
912833XY1	211309	2000	US TREASURY STRIP	08/22/2012	60,719.00	.000	08/15/2030	100,000.00	2.794	4066
912833XY1	215304	2000	US TREASURY STRIP	08/16/2013	26,768.00	.000	08/15/2030	50,000.00	3.710	4066
912833XY1	215628	2000	US TREASURY STRIP	09/26/2013	27,014.00	.000	08/15/2030	50,000.00	3.679	4066
912833XY1	215891	2000	US TREASURY STRIP	11/01/2013	55,712.00	.000	08/15/2030	100,000.00	3.515	4066
912833XY1	218846	2000	US TREASURY STRIP	08/28/2014	247,876.00	.000	08/15/2030	400,000.00	3.020	4066
912833XY1	219038	2000	US TREASURY STRIP	09/18/2014	60,300.00	.000	08/15/2030	100,000.00	3.205	4066
912833XY1	219290	2000	US TREASURY STRIP	10/17/2014	25,637.60	.000	08/15/2030	40,000.00	2.830	4066



Run Date: 7/2/2019 7:43:02 AM

Investments Outstanding As Of Date: 6/28/2019

INVENTORY BY MATURITY REPORT

CUSIP	Investment #	Fund	Issuer	Purchase Date	Current Book	Current Rate	Maturity Date	Current Par	YTM	Days to Maturity
912833XY1	224324	2000	USTREASURYSTRIP	10/08/2015	68,686.00	.000	08/15/2030	100,000.00	2.545	4066
912833XY1	224492	2000	USTREASURYSTRIP	10/22/2015	68,401.00	.000	08/15/2030	100,000.00	2.580	4066
912833XY1	224570	2000	USTREASURYSTRIP	10/29/2015	27,323.60	.000	08/15/2030	40,000.00	2.593	4066
912833XY1	228092	2000	US TREASURY STRI ZERO-% 8	09/23/2016	37,558.50	.000	08/15/2030	50,000.00	2.070	4066
912833XY1	228274	2000	US TREASURY STRI ZERO-% 8	10/14/2016	185,965.00	.000	08/15/2030	250,000.00	2.150	4066
912833XY1	234137	2000	S 0 08-15-30	10/26/2017	28,734.80	.000	08/15/2030	40,000.00	2.600	4066
912833XY1	234161	2000	S 0 08-15-30	10/26/2017	35,941.50	.000	08/15/2030	50,000.00	2.595	4066
912833XY1	234196	2000	S 0 08-15-30	10/27/2017	17,915.25	.000	08/15/2030	25,000.00	2.620	4066
912833XY1	237896	2000	S 0 08-15-30	08/23/2018	84,596.40	.000	08/15/2030	120,000.00	2.940	4066
912833XY1	237926	2000	S 0 08-15-30	08/23/2018	28,232.00	.000	08/15/2030	40,000.00	2.930	4066
912833XY1	237939	2000	S 0 08-15-30	08/23/2018	176,165.00	.000	08/15/2030	250,000.00	2.944	4066
912833XY1	238215	2000	S 0 08-15-30	09/13/2018	27,801.60	.000	08/15/2030	40,000.00	3.075	4066
912833XY1	238683	2000	S 0 08-15-30	10/25/2018	272,004.00	.000	08/15/2030	400,000.00	3.293	4066
9128337N4	189271	2000	US TREASURY STRIP	11/21/2008	1,925.00	.000	11/15/2030	5,000.00	4.389	4158
9128337N4	203397	2000	US TREASURY STRIP	01/31/2011	39,285.00	.000	11/15/2030	100,000.00	4.778	4158
9128337N4	212199	2000	US TREASURY STRIP	11/30/2012	93,927.00	.000	11/15/2030	150,000.00	2.624	4158
9128337N4	212329	2000	US TREASURY STRIP	12/13/2012	219,327.50	.000	11/15/2030	350,000.00	2.625	4158
9128337N4	212658	2000	US TREASURY STRIP	01/17/2013	30,017.00	.000	11/15/2030	50,000.00	2.883	4158
9128337N4	216078	2000	US TREASURY STRIP	11/21/2013	26,893.50	.000	11/15/2030	50,000.00	3.685	4158
9128337N4	216423	2000	US TREASURY STRIP	01/09/2014	52,384.00	.000	11/15/2030	100,000.00	3.875	4158
9128337N4	219699	2000	US TREASURY STRIP	11/20/2014	156,930.00	.000	11/15/2030	250,000.00	2.934	4158
9128337N4	220253	2000	US TREASURY STRIP	01/09/2015	34,473.50	.000	11/15/2030	50,000.00	2.360	4158
9128337N4	220355	2000	US TREASURY STRIP	01/20/2015	68,765.00	.000	11/15/2030	100,000.00	2.382	4158
9128337N4	220443	2000	US TREASURY STRIP	01/26/2015	70,110.00	.000	11/15/2030	100,000.00	2.260	4158
9128337N4	220462	2000	US TREASURY STRIP	01/26/2015	34,948.50	.000	11/15/2030	50,000.00	2.279	4158
9128337N4	220482	2000	US TREASURY STRIP	01/26/2015	27,948.00	.000	11/15/2030	40,000.00	2.282	4158
9128337N4	220510	2000	US TREASURY STRIP	01/27/2015	175,012.50	.000	11/15/2030	250,000.00	2.270	4158
9128337N4	220614	2000	US TREASURY STRIP	01/29/2015	173,905.00	.000	11/15/2030	250,000.00	2.311	4158
9128337N4	225028	2000	USTREASURYSTRIP	12/24/2015	168,765.00	.000	11/15/2030	250,000.00	2.656	4158
9128337N4	225331	2000	USTREASURYSTRIP	02/04/2016	69,459.00	.000	11/15/2030	100,000.00	2.481	4158
9128337N4	228579	2000	US TREASURY STR ZERO-% 1	11/14/2016	13,169.52	.000	11/15/2030	18,000.00	2.244	4158
9128337N4	229127	2000	S 0 11-15-30	01/12/2017	13,704.60	.000	11/15/2030	20,000.00	2.750	4158
9128337N4	229144	2000	S 0 11-15-30	01/12/2017	13,704.60	.000	11/15/2030	20,000.00	2.750	4158



Run Date: 7/2/2019 7:43:02 AM

Investments Outstanding As Of Date: 6/28/2019

INVENTORY BY MATURITY REPORT

CUSIP	Investment #	Fund	Issuer	Purchase Date	Current Book	Current Rate	Maturity Date	Current Par	YTM	Days to Maturity
9128337N4	229278	2000	S 0 11-15-30	01/26/2017	170,557.50	.000	11/15/2030	250,000.00	2.790	4158
9128337N4	229413	2000	S 0 11-15-30	02/02/2017	27,118.80	.000	11/15/2030	40,000.00	2.840	4158
9128337N4	234365	2000	S 0 11-15-30	11/16/2017	71,297.00	.000	11/15/2030	100,000.00	2.620	4158
9128337N4	234937	2000	S 0 11-15-30	01/25/2018	28,018.40	.000	11/15/2030	40,000.00	2.800	4158
9128337N4	235064	2000	S 0 11-15-30	02/02/2018	27,859.20	.000	11/15/2030	40,000.00	2.850	4158
912803CK7	184848	2000	US TREASURY STRIP (P)	02/28/2008	3,364.63	.000	02/15/2031	10,000.00	4.800	4250
912833XZ8	185238	2000	US TREASURY STRIP	03/27/2008	3,700.00	.000	02/15/2031	10,000.00	4.392	4250
912833XZ8	185629	2000	US TREASURY STRIP	04/16/2008	3,700.00	.000	02/15/2031	10,000.00	4.402	4250
912833XZ8	185893	2000	US TREASURY STRIP	04/28/2008	8,923.25	.000	02/15/2031	25,000.00	4.570	4250
912833XZ8	191131	2000	US TREASURY STRIP	04/13/2009	2,200.00	.000	02/15/2031	5,000.00	3.794	4250
912833XZ8	208709	2000	US TREASURY STRIP	02/16/2012	27,872.00	.000	02/15/2031	50,000.00	3.100	4250
912833XZ8	208880	2000	US TREASURY STRIP	03/05/2012	56,337.00	.000	02/15/2031	100,000.00	3.051	4250
912833XZ8	209019	2000	US TREASURY STRIP	03/19/2012	26,400.00	.000	02/15/2031	50,000.00	3.406	4250
912833XZ8	209144	2000	US TREASURY STRIP	04/05/2012	26,862.00	.000	02/15/2031	50,000.00	3.321	4250
912833XZ8	209936	2000	US TREASURY STRIP	04/30/2012	28,057.50	.000	02/15/2031	50,000.00	3.098	4250
912833XZ8	213298	2000	US TREASURY STRIP	03/25/2013	29,037.50	.000	02/15/2031	50,000.00	3.060	4250
912833XZ8	213368	2000	US TREASURY STRIP	03/28/2013	58,325.00	.000	02/15/2031	100,000.00	3.037	4250
912833XZ8	213445	2000	US TREASURY STRIP	04/04/2013	29,608.50	.000	02/15/2031	50,000.00	2.954	4250
912833XZ8	213512	2000	US TREASURY STRIP	04/12/2013	61,034.00	.000	02/15/2031	100,000.00	2.786	4250
912833XZ8	214264	2000	US TREASURY STRIP	05/02/2013	61,948.00	.000	02/15/2031	100,000.00	2.710	4250
912833XZ8	216918	2000	US TREASURY STRIP	03/21/2014	137,447.50	.000	02/15/2031	250,000.00	3.570	4250
912833XZ8	220885	2000	US TREASURY STRIP	02/13/2015	27,046.40	.000	02/15/2031	40,000.00	2.460	4250
912833XZ8	222334	2000	US TREASURY STRIP	04/30/2015	27,100.80	.000	02/15/2031	40,000.00	2.480	4250
912833XZ8	225728	2000	USTREASURYSTRIIP	03/17/2016	28,046.00	.000	02/15/2031	40,000.00	2.395	4250
912833XZ8	225739	2000	USTREASURYSTRIIP	03/17/2016	12,823.55	.000	02/15/2031	18,250.00	2.380	4250
912833XZ8	229667	2000	S 0 02-15-31	02/24/2017	35,208.16	.000	02/15/2031	52,000.00	2.810	4250
912833XZ8	230025	2000	S 0 02-15-31	03/24/2017	270,672.00	.000	02/15/2031	400,000.00	2.830	4250
912833XZ8	230118	2000	S 0 02-15-31	03/30/2017	171,105.00	.000	02/15/2031	250,000.00	2.750	4250
912833XZ8	230223	2000	S 0 02-15-31	04/06/2017	34,428.50	.000	02/15/2031	50,000.00	2.710	4250
912833XZ8	230337	2000	S 0 02-15-31	04/17/2017	27,868.00	.000	02/15/2031	40,000.00	2.630	4250
912833XZ8	230977	2000	S 0 02-15-31	04/28/2017	174,315.00	.000	02/15/2031	250,000.00	2.630	4250
912833XZ8	235204	2000	S 0 02-15-31	02/15/2018	27,091.20	.000	02/15/2031	40,000.00	3.020	4250
912833XZ8	235374	2000	S 0 02-15-31	03/01/2018	27,122.80	.000	02/15/2031	40,000.00	3.020	4250



Run Date: 7/2/2019 7:43:02 AM

Investments Outstanding As Of Date: 6/28/2019

INVENTORY BY MATURITY REPORT

CUSIP	Investment #	Fund	Issuer	Purchase Date	Current Book	Current Rate	Maturity Date	Current Par	YTM	Days to Maturity
912833XZ8	235399	2000	S 0 02-15-31	03/01/2018	27,059.20	.000	02/15/2031	40,000.00	3.038	4250
912833XZ8	235459	2000	S 0 02-15-31	03/05/2018	134,866.00	.000	02/15/2031	200,000.00	3.066	4250
912833XZ8	235532	2000	S 0 02-15-31	03/08/2018	27,125.60	.000	02/15/2031	40,000.00	3.024	4250
912833XZ8	236289	2000	S 0 02-15-31	04/26/2018	26,975.20	.000	02/15/2031	40,000.00	3.100	4250
9128337P9	186345	2010	US TREASURY STRIP	05/22/2008	2,558,246.44	.000	05/15/2031	7,538,000.00	4.758	4339
9128337P9	186675	2000	US TREASURY STRIP	06/09/2008	8,452.75	.000	05/15/2031	25,000.00	4.785	4339
9128337P9	187238	2000	US TREASURY STRIP	07/11/2008	3,541.30	.000	05/15/2031	10,000.00	4.596	4339
9128337P9	197114	2000	US TREASURY STRIP	05/11/2010	119,704.75	.000	05/15/2031	306,000.00	4.517	4339
9128337P9	197207	2000	US TREASURY STRIP	05/14/2010	9,583.00	.000	05/15/2031	25,000.00	4.618	4339
9128337P9	198714	2000	US TREASURY STRIP	07/13/2010	41,900.00	.000	05/15/2031	100,000.00	4.218	4339
9128337P9	210189	2000	US TREASURY STRIP	05/16/2012	28,844.50	.000	05/15/2031	50,000.00	2.917	4339
9128337P9	210404	2000	US TREASURY STRIP	06/06/2012	31,877.50	.000	05/15/2031	50,000.00	2.391	4339
9128337P9	210610	2000	US TREASURY STRIP	06/25/2012	30,489.00	.000	05/15/2031	50,000.00	2.636	4339
9128337P9	214716	2000	US TREASURY STRIP	06/17/2013	27,870.50	.000	05/15/2031	50,000.00	3.290	4339
9128337P9	218193	2000	US TREASURY STRIP	06/26/2014	28,414.00	.000	05/15/2031	50,000.00	3.375	4339
9128337P9	218219	2000	US TREASURY STRIP	06/27/2014	28,438.00	.000	05/15/2031	50,000.00	3.370	4339
9128337P9	218589	2000	US TREASURY STRIP	07/31/2014	29,486.50	.000	05/15/2031	50,000.00	3.170	4339
9128337P9	222634	2000	US TREASURY STRIP	05/21/2015	158,265.00	.000	05/15/2031	250,000.00	2.881	4339
9128337P9	226890	2000	US TREASURY STRI ZERO-% 5	05/26/2016	85,387.20	.000	05/15/2031	120,000.00	2.286	4339
9128337P9	227324	2000	US TREASURY STRI ZERO-% 5	07/15/2016	38,160.00	.000	05/15/2031	50,000.00	1.830	4339
9128337P9	227507	2000	US TREASURY STRI ZERO-% 5	07/29/2016	30,148.80	.000	05/15/2031	40,000.00	1.920	4339
9128337P9	227679	2000	US TREASURY STRI ZERO-% 5	08/12/2016	75,152.00	.000	05/15/2031	100,000.00	1.945	4339
9128337P9	231313	2000	S 0 05-15-31	05/11/2017	27,300.00	.000	05/15/2031	40,000.00	2.745	4339
9128337P9	231584	2000	S 0 05-15-31	06/02/2017	27,954.00	.000	05/15/2031	40,000.00	2.585	4339
9128337P9	237027	2000	S 0 05-15-31	06/14/2018	26,985.20	.000	05/15/2031	40,000.00	3.070	4339
9128337P9	237309	2000	S 0 05-15-31	07/06/2018	27,357.60	.000	05/15/2031	40,000.00	2.976	4339
9128337P9	237403	2000	S 0 05-15-31	07/12/2018	27,353.20	.000	05/15/2031	40,000.00	2.981	4339
9128337P9	241264	2000	S 0 05-15-31	05/09/2019	29,186.80	.000	05/15/2031	40,000.00	2.640	4339
9128337P9	241688	2000	S 0 05-15-31	06/21/2019	30,774.40	.000	05/15/2031	40,000.00	2.216	4339
9128334S6	178597	2000	US TREASURY STRIP	10/26/2006	41,082.60	.000	08/15/2031	138,000.00	4.945	4431
9128334S6	188173	2010	US TREASURY STRIP	09/22/2008	219,709.44	.000	08/15/2031	576,000.00	4.254	4431
9128334S6	211250	2000	US TREASURY STRIP	08/17/2012	29,986.00	.000	08/15/2031	50,000.00	2.710	4431
9128334S6	211310	2000	US TREASURY STRIP	08/22/2012	58,617.00	.000	08/15/2031	100,000.00	2.834	4431



Run Date: 7/2/2019 7:43:02 AM

Investments Outstanding As Of Date: 6/28/2019

INVENTORY BY MATURITY REPORT

CUSIP	Investment #	Fund	Issuer	Purchase Date	Current Book	Current Rate	Maturity Date	Current Par	YTM	Days to Maturity
9128334S6	215305	2000	US TREASURY STRIP	08/16/2013	25,575.00	.000	08/15/2031	50,000.00	3.760	4431
9128334S6	215629	2000	US TREASURY STRIP	09/26/2013	25,832.50	.000	08/15/2031	50,000.00	3.727	4431
9128334S6	215892	2000	US TREASURY STRIP	11/01/2013	53,243.00	.000	08/15/2031	100,000.00	3.575	4431
9128334S6	218847	2000	US TREASURY STRIP	08/28/2014	238,956.00	.000	08/15/2031	400,000.00	3.060	4431
9128334S6	219039	2000	US TREASURY STRIP	09/18/2014	58,000.00	.000	08/15/2031	100,000.00	3.248	4431
9128334S6	219288	2000	US TREASURY STRIP	10/17/2014	24,762.40	.000	08/15/2031	40,000.00	2.870	4431
9128334S6	224325	2000	US TREASURY STRIP	10/08/2015	66,189.00	.000	08/15/2031	100,000.00	2.620	4431
9128334S6	224493	2000	USTREASURYSTRIP	10/22/2015	66,099.00	.000	08/15/2031	100,000.00	2.635	4431
9128334S6	224571	2000	USTREASURYSTRIP	10/29/2015	26,471.60	.000	08/15/2031	40,000.00	2.630	4431
9128334S6	228093	2000	US TREASURY STRI ZERO-% 8	09/23/2016	36,603.50	.000	08/15/2031	50,000.00	2.105	4431
9128334S6	228275	2000	US TREASURY STRI ZERO-% 8	10/14/2016	181,230.00	.000	08/15/2031	250,000.00	2.180	4431
9128334S6	234138	2000	S 0 08-15-31	10/26/2017	27,774.00	.000	08/15/2031	40,000.00	2.660	4431
9128334S6	234162	2000	S 0 08-15-31	10/26/2017	34,765.00	.000	08/15/2031	50,000.00	2.650	4431
9128334S6	234197	2000	S 0 08-15-31	10/27/2017	17,312.75	.000	08/15/2031	25,000.00	2.680	4431
9128334S6	237887	2000	S 0 08-15-31	08/23/2018	82,058.40	.000	08/15/2031	120,000.00	2.950	4431
9128334S6	237903	2000	S 0 08-15-31	08/23/2018	27,352.80	.000	08/15/2031	40,000.00	2.950	4431
9128334S6	237940	2000	S 0 08-15-31	08/23/2018	170,790.00	.000	08/15/2031	250,000.00	2.958	4431
9128334S6	238217	2000	S 0 08-15-31	09/13/2018	27,065.60	.000	08/15/2031	40,000.00	3.046	4431
9128334S6	238682	2000	S 0 08-15-31	10/25/2018	262,636.00	.000	08/15/2031	400,000.00	3.312	4431
9128337Q7	189272	2000	US TREASURY STRIP	11/21/2008	1,818.25	.000	11/15/2031	5,000.00	4.450	4523
9128337Q7	212200	2000	US TREASURY STRIP	11/30/2012	90,726.00	.000	11/15/2031	150,000.00	2.670	4523
9128337Q7	212331	2000	US TREASURY STRIP	12/13/2012	211,620.50	.000	11/15/2031	350,000.00	2.677	4523
9128337Q7	212659	2000	US TREASURY STRIP	01/17/2013	28,954.50	.000	11/15/2031	50,000.00	2.923	4523
9128337Q7	216079	2000	US TREASURY STRIP	11/21/2013	25,724.00	.000	11/15/2031	50,000.00	3.730	4523
9128337Q7	216424	2000	US TREASURY STRIP	01/09/2014	50,087.00	.000	11/15/2031	100,000.00	3.912	4523
9128337Q7	219701	2000	US TREASURY STRIP	11/20/2014	151,685.00	.000	11/15/2031	250,000.00	2.963	4523
9128337Q7	220254	2000	US TREASURY STRIP	01/09/2015	33,506.50	.000	11/15/2031	50,000.00	2.390	4523
9128337Q7	220356	2000	US TREASURY STRIP	01/20/2015	66,801.00	.000	11/15/2031	100,000.00	2.413	4523
9128337Q7	220444	2000	US TREASURY STRIP	01/26/2015	68,211.00	.000	11/15/2031	100,000.00	2.290	4523
9128337Q7	220463	2000	US TREASURY STRIP	01/26/2015	33,995.50	.000	11/15/2031	50,000.00	2.309	4523
9128337Q7	220483	2000	US TREASURY STRIP	01/26/2015	27,180.40	.000	11/15/2031	40,000.00	2.313	4523
9128337Q7	220511	2000	US TREASURY STRIP	01/27/2015	170,540.00	.000	11/15/2031	250,000.00	2.290	4523
9128337Q7	220615	2000	US TREASURY STRIP	01/29/2015	169,220.00	.000	11/15/2031	250,000.00	2.338	4523



Run Date: 7/2/2019 7:43:02 AM

Investments Outstanding As Of Date: 6/28/2019

INVENTORY BY MATURITY REPORT

CUSIP	Investment #	Fund	Issuer	Purchase Date	Current Book	Current Rate	Maturity Date	Current Par	YTM	Days to Maturity
9128337Q7	225029	2000	USTREASURYSTRIP	12/24/2015	163,407.50	.000	11/15/2031	250,000.00	2.693	4523
9128337Q7	225332	2000	USTREASURYSTRIP	02/04/2016	67,408.00	.000	11/15/2031	100,000.00	2.515	4523
9128337Q7	228580	2000	US TREASURY STRI ZERO-% 1	11/14/2016	12,776.04	.000	11/15/2031	18,000.00	2.298	4523
9128337Q7	229097	2000	S 0 11-15-31	01/12/2017	13,257.60	.000	11/15/2031	20,000.00	2.790	4523
9128337Q7	229132	2000	S 0 11-15-31	01/12/2017	13,257.60	.000	11/15/2031	20,000.00	2.790	4523
9128337Q7	229279	2000	S 0 11-15-31	01/26/2017	164,930.00	.000	11/15/2031	250,000.00	2.830	4523
9128337Q7	229414	2000	S 0 11-15-31	02/02/2017	26,173.20	.000	11/15/2031	40,000.00	2.890	4523
9128337Q7	234366	2000	S 0 11-15-31	11/16/2017	69,082.00	.000	11/15/2031	100,000.00	2.660	4523
9128337Q7	234938	2000	S 0 11-15-31	01/25/2018	27,176.00	.000	11/15/2031	40,000.00	2.820	4523
9128337Q7	235065	2000	S 0 11-15-31	02/02/2018	27,008.40	.000	11/15/2031	40,000.00	2.870	4523
9128334T4	184849	2000	US TREASURY STRIP	02/28/2008	3,607.60	.000	02/15/2032	10,000.00	4.300	4615
9128334T4	185239	2000	US TREASURY STRIP	03/27/2008	3,520.00	.000	02/15/2032	10,000.00	4.419	4615
9128334T4	185630	2000	US TREASURY STRIP	04/16/2008	3,550.00	.000	02/15/2032	10,000.00	4.393	4615
9128334T4	185894	2000	US TREASURY STRIP	04/28/2008	8,568.75	.000	02/15/2032	25,000.00	4.550	4615
9128334T4	191132	2000	US TREASURY STRIP	04/13/2009	2,150.00	.000	02/15/2032	5,000.00	3.729	4615
9128334T4	213299	2000	US TREASURY STRIP	03/25/2013	27,908.00	.000	02/15/2032	50,000.00	3.110	4615
9128334T4	213369	2000	US TREASURY STRIP	03/28/2013	56,007.00	.000	02/15/2032	100,000.00	3.093	4615
9128334T4	213446	2000	US TREASURY STRIP	04/04/2013	28,429.00	.000	02/15/2032	50,000.00	3.015	4615
9128334T4	213513	2000	US TREASURY STRIP	04/12/2013	58,798.00	.000	02/15/2032	100,000.00	2.838	4615
9128334T4	214265	2000	US TREASURY STRIP	05/02/2013	59,636.00	.000	02/15/2032	100,000.00	2.770	4615
9128334T4	216919	2000	US TREASURY STRIP	03/21/2014	131,737.50	.000	02/15/2032	250,000.00	3.610	4615
9128334T4	220887	2000	US TREASURY STRIP	02/13/2015	26,260.40	.000	02/15/2032	40,000.00	2.490	4615
9128334T4	222335	2000	US TREASURY STRIP	04/30/2015	26,179.20	.000	02/15/2032	40,000.00	2.540	4615
9128334T4	225729	2000	USTREASURYSTRIP	03/17/2016	27,251.20	.000	02/15/2032	40,000.00	2.426	4615
9128334T4	225741	2000	USTREASURYSTRIP	03/17/2016	12,445.22	.000	02/15/2032	18,250.00	2.420	4615
9128334T4	229668	2000	S 0 02-15-32	02/24/2017	33,937.28	.000	02/15/2032	52,000.00	2.870	4615
9128334T4	230026	2000	S 0 02-15-32	03/24/2017	261,056.00	.000	02/15/2032	400,000.00	2.885	4615
9128334T4	230121	2000	S 0 02-15-32	03/30/2017	165,257.50	.000	02/15/2032	250,000.00	2.801	4615
9128334T4	230224	2000	S 0 02-15-32	04/06/2017	33,318.50	.000	02/15/2032	50,000.00	2.750	4615
9128334T4	230338	2000	S 0 02-15-32	04/17/2017	26,912.00	.000	02/15/2032	40,000.00	2.690	4615
9128334T4	230978	2000	S 0 02-15-32	04/28/2017	168,337.50	.000	02/15/2032	250,000.00	2.690	4615
9128334T4	235205	2000	S 0 02-15-32	02/15/2018	26,218.80	.000	02/15/2032	40,000.00	3.040	4615
9128334T4	235375	2000	S 0 02-15-32	03/01/2018	26,249.60	.000	02/15/2032	40,000.00	3.040	4615





Run Date: 7/2/2019 7:43:02 AM

Investments Outstanding As Of Date: 6/28/2019

INVENTORY BY MATURITY REPORT

CUSIP	Investment #	Fund	Issuer	Purchase Date	Current Book	Current Rate	Maturity Date	Current Par	YTM	Days to Maturity
9128334T4	235400	2000	S 0 02-15-32	03/01/2018	26,158.40	.000	02/15/2032	40,000.00	3.065	4615
9128334T4	235460	2000	S 0 02-15-32	03/05/2018	130,446.00	.000	02/15/2032	200,000.00	3.087	4615
9128334T4	235533	2000	S 0 02-15-32	03/08/2018	26,230.00	.000	02/15/2032	40,000.00	3.050	4615
9128334T4	236290	2000	S 0 02-15-32	04/26/2018	26,087.20	.000	02/15/2032	40,000.00	3.120	4615
9128337R5	186346	2010	US TREASURY STRIP	05/22/2008	2,429,874.30	.000	05/15/2032	7,538,000.00	4.777	4705
9128337R5	186676	2000	US TREASURY STRIP	06/09/2008	8,090.75	.000	05/15/2032	25,000.00	4.770	4705
9128337R5	187239	2000	US TREASURY STRIP	07/11/2008	3,399.00	.000	05/15/2032	10,000.00	4.577	4705
9128337R5	197115	2000	US TREASURY STRIP	05/11/2010	114,450.73	.000	05/15/2032	306,000.00	4.518	4705
9128337R5	197208	2000	US TREASURY STRIP	05/14/2010	9,127.75	.000	05/15/2032	25,000.00	4.632	4705
9128337R5	198715	2000	US TREASURY STRIP	07/13/2010	40,200.00	.000	05/15/2032	100,000.00	4.217	4705
9128337R5	214717	2000	US TREASURY STRIP	06/17/2013	26,775.50	.000	05/15/2032	50,000.00	3.330	4705
9128337R5	218194	2000	US TREASURY STRIP	06/26/2014	27,300.50	.000	05/15/2032	50,000.00	3.412	4705
9128337R5	218220	2000	US TREASURY STRIP	06/27/2014	27,311.50	.000	05/15/2032	50,000.00	3.410	4705
9128337R5	218590	2000	US TREASURY STRIP	07/31/2014	28,349.00	.000	05/15/2032	50,000.00	3.215	4705
9128337R5	222636	2000	US TREASURY STRIP	05/21/2015	152,347.50	.000	05/15/2032	250,000.00	2.938	4705
9128337R5	226891	2000	US TREASURY STRI ZERO-% 5	05/26/2016	82,810.80	.000	05/15/2032	120,000.00	2.336	4705
9128337R5	227325	2000	US TREASURY STRI ZERO-% 5	07/15/2016	37,149.50	.000	05/15/2032	50,000.00	1.885	4705
9128337R5	227508	2000	US TREASURY STRI ZERO-% 5	07/29/2016	29,302.00	.000	05/15/2032	40,000.00	1.980	4705
9128337R5	227680	2000	US TREASURY STRI ZERO-% 5	08/12/2016	73,195.00	.000	05/15/2032	100,000.00	1.990	4705
9128337R5	231314	2000	S 0 05-15-32	05/11/2017	26,405.20	.000	05/15/2032	40,000.00	2.786	4705
9128337R5	231586	2000	S 0 05-15-32	06/02/2017	27,044.80	.000	05/15/2032	40,000.00	2.635	4705
9128337R5	237026	2000	S 0 05-15-32	06/14/2018	26,104.00	.000	05/15/2032	40,000.00	3.090	4705
9128337R5	237311	2000	S 0 05-15-32	07/06/2018	26,539.60	.000	05/15/2032	40,000.00	2.982	4705
9128337R5	237402	2000	S 0 05-15-32	07/12/2018	26,538.80	.000	05/15/2032	40,000.00	2.986	4705
9128337R5	241265	2000	S 0 05-15-32	05/09/2019	28,285.60	.000	05/15/2032	40,000.00	2.680	4705
9128337R5	241689	2000	S 0 05-15-32	06/21/2019	29,946.80	.000	05/15/2032	40,000.00	2.257	4705
9128334U1	188174	2010	US TREASURY STRIP	09/22/2008	211,392.00	.000	08/15/2032	576,000.00	4.239	4797
9128334U1	215306	2000	US TREASURY STRIP	08/16/2013	24,502.00	.000	08/15/2032	50,000.00	3.790	4797
9128334U1	215630	2000	US TREASURY STRIP	09/26/2013	24,740.00	.000	08/15/2032	50,000.00	3.760	4797
9128334U1	215893	2000	US TREASURY STRIP	11/01/2013	50,917.00	.000	08/15/2032	100,000.00	3.625	4797
9128334U1	218848	2000	US TREASURY STRIP	08/28/2014	230,376.00	.000	08/15/2032	400,000.00	3.095	4797
9128334U1	219040	2000	US TREASURY STRIP	09/18/2014	55,900.00	.000	08/15/2032	100,000.00	3.274	4797
9128334U1	219285	2000	US TREASURY STRIP	10/17/2014	23,940.00	.000	08/15/2032	40,000.00	2.900	4797



Run Date: 7/2/2019 7:43:02 AM

Investments Outstanding As Of Date: 6/28/2019

INVENTORY BY MATURITY REPORT

CUSIP	Investment #	Fund	Issuer	Purchase Date	Current Book	Current Rate	Maturity Date	Current Par	YTM	Days to Maturity
9128334U1	224326	2000	USTREASURYSTRIP	10/08/2015	63,901.00	.000	08/15/2032	100,000.00	2.675	4797
9128334U1	224494	2000	USTREASURYSTRIP	10/22/2015	63,913.00	.000	08/15/2032	100,000.00	2.680	4797
9128334U1	224556	2000	USTREASURYSTRIP	10/29/2015	25,555.20	.000	08/15/2032	40,000.00	2.685	4797
9128334U1	228095	2000	US TREASURY STRI ZERO-% 8	09/23/2016	35,536.00	.000	08/15/2032	50,000.00	2.160	4797
9128334U1	228276	2000	US TREASURY STRI ZERO-% 8	10/14/2016	175,682.50	.000	08/15/2032	250,000.00	2.240	4797
9128334U1	234139	2000	S 0 08-15-32	10/26/2017	26,931.60	.000	08/15/2032	40,000.00	2.690	4797
9128334U1	234163	2000	S 0 08-15-32	10/26/2017	33,664.50	.000	08/15/2032	50,000.00	2.690	4797
9128334U1	234198	2000	S 0 08-15-32	10/27/2017	16,784.25	.000	08/15/2032	25,000.00	2.710	4797
9128334U1	237886	2000	S 0 08-15-32	08/23/2018	79,471.20	.000	08/15/2032	120,000.00	2.970	4797
9128334U1	237904	2000	S 0 08-15-32	08/23/2018	26,526.80	.000	08/15/2032	40,000.00	2.960	4797
9128334U1	237941	2000	S 0 08-15-32	08/23/2018	165,577.50	.000	08/15/2032	250,000.00	2.969	4797
9128334U1	238218	2000	S 0 08-15-32	09/13/2018	26,227.20	.000	08/15/2032	40,000.00	3.055	4797
9128334U1	238681	2000	S 0 08-15-32	10/25/2018	253,700.00	.000	08/15/2032	400,000.00	3.325	4797
9128337S3	189274	2000	US TREASURY STRIP	11/21/2008	1,802.35	.000	11/15/2032	5,000.00	4.300	4889
9128337S3	212660	2000	US TREASURY STRIP	01/17/2013	27,918.00	.000	11/15/2032	50,000.00	2.961	4889
9128337S3	216080	2000	US TREASURY STRIP	11/21/2013	24,560.50	.000	11/15/2032	50,000.00	3.780	4889
9128337S3	216425	2000	US TREASURY STRIP	01/09/2014	47,935.00	.000	11/15/2032	100,000.00	3.940	4889
9128337S3	219702	2000	US TREASURY STRIP	11/20/2014	146,565.00	.000	11/15/2032	250,000.00	2.991	4889
9128337S3	220255	2000	US TREASURY STRIP	01/09/2015	32,604.50	.000	11/15/2032	50,000.00	2.410	4889
9128337S3	220357	2000	US TREASURY STRIP	01/20/2015	64,979.00	.000	11/15/2032	100,000.00	2.434	4889
9128337S3	220445	2000	US TREASURY STRIP	01/26/2015	66,441.00	.000	11/15/2032	100,000.00	2.310	4889
9128337S3	220464	2000	US TREASURY STRIP	01/26/2015	33,136.00	.000	11/15/2032	50,000.00	2.325	4889
9128337S3	220484	2000	US TREASURY STRIP	01/26/2015	26,474.00	.000	11/15/2032	40,000.00	2.332	4889
9128337S3	220512	2000	US TREASURY STRIP	01/27/2015	166,115.00	.000	11/15/2032	250,000.00	2.310	4889
9128337S3	220616	2000	US TREASURY STRIP	01/29/2015	165,100.00	.000	11/15/2032	250,000.00	2.346	4889
9128337S3	225030	2000	USTREASURYSTRIP	12/24/2015	157,917.50	.000	11/15/2032	250,000.00	2.738	4889
9128337S3	225333	2000	USTREASURYSTRIP	02/04/2016	64,965.00	.000	11/15/2032	100,000.00	2.587	4889
9128337S3	228581	2000	US TREASURY STRI ZERO-% 1	11/14/2016	13,071.24	.000	11/15/2032	19,000.00	2.351	4889
9128337S3	229101	2000	S 0 11-15-32	01/12/2017	12,835.00	.000	11/15/2032	20,000.00	2.820	4889
9128337S3	229133	2000	S 0 11-15-32	01/12/2017	12,835.00	.000	11/15/2032	20,000.00	2.820	4889
9128337S3	229280	2000	S 0 11-15-32	01/26/2017	159,365.00	.000	11/15/2032	250,000.00	2.870	4889
9128337S3	229415	2000	S 0 11-15-32	02/02/2017	25,314.80	.000	11/15/2032	40,000.00	2.920	4889
9128337S3	234367	2000	S 0 11-15-32	11/16/2017	66,884.00	.000	11/15/2032	100,000.00	2.700	4889



Run Date: 7/2/2019 7:43:02 AM

Investments Outstanding As Of Date: 6/28/2019

INVENTORY BY MATURITY REPORT

CUSIP	Investment #	Fund	Issuer	Purchase Date	Current Book	Current Rate	Maturity Date	Current Par	YTM	Days to Maturity
9128337S3	234939	2000	S 0 11-15-32	01/25/2018	26,348.40	.000	11/15/2032	40,000.00	2.840	4889
9128337S3	235066	2000	S 0 11-15-32	02/02/2018	26,173.20	.000	11/15/2032	40,000.00	2.890	4889
9128334V9	185240	2000	US TREASURY STRIP	03/27/2008	3,395.00	.000	02/15/2033	10,000.00	4.388	4981
9128334V9	185631	2000	US TREASURY STRIP	04/16/2008	3,425.00	.000	02/15/2033	10,000.00	4.362	4981
9128334V9	185895	2000	US TREASURY STRIP	04/28/2008	8,192.00	.000	02/15/2033	25,000.00	4.550	4981
9128334V9	191133	2000	US TREASURY STRIP	04/13/2009	2,100.00	.000	02/15/2033	5,000.00	3.672	4981
9128334V9	213370	2000	US TREASURY STRIP	03/28/2013	53,837.00	.000	02/15/2033	100,000.00	3.138	4981
9128334V9	216920	2000	US TREASURY STRIP	03/21/2014	126,167.50	.000	02/15/2033	250,000.00	3.650	4981
9128334V9	220888	2000	US TREASURY STRIP	02/13/2015	25,527.60	.000	02/15/2033	40,000.00	2.510	4981
9128334V9	222337	2000	US TREASURY STRIP	04/30/2015	25,347.60	.000	02/15/2033	40,000.00	2.580	4981
9128334V9	225731	2000	USTREASURYSTRIIP	03/17/2016	26,375.60	.000	02/15/2033	40,000.00	2.477	4981
9128334V9	225743	2000	USTREASURYSTRIIP	03/17/2016	12,048.28	.000	02/15/2033	18,250.00	2.470	4981
9128334V9	229669	2000	S 0 02-15-33	02/24/2017	32,802.64	.000	02/15/2033	52,000.00	2.905	4981
9128334V9	230027	2000	S 0 02-15-33	03/24/2017	252,100.00	.000	02/15/2033	400,000.00	2.925	4981
9128334V9	230122	2000	S 0 02-15-33	03/30/2017	159,667.50	.000	02/15/2033	250,000.00	2.843	4981
9128334V9	230225	2000	S 0 02-15-33	04/06/2017	32,168.00	.000	02/15/2033	50,000.00	2.800	4981
9128334V9	230339	2000	S 0 02-15-33	04/17/2017	26,039.20	.000	02/15/2033	40,000.00	2.730	4981
9128334V9	230979	2000	S 0 02-15-33	04/28/2017	162,880.00	.000	02/15/2033	250,000.00	2.730	4981
9128334V9	235206	2000	S 0 02-15-33	02/15/2018	25,364.80	.000	02/15/2033	40,000.00	3.060	4981
9128334V9	235376	2000	S 0 02-15-33	03/01/2018	25,394.40	.000	02/15/2033	40,000.00	3.060	4981
9128334V9	235401	2000	S 0 02-15-33	03/01/2018	25,304.00	.000	02/15/2033	40,000.00	3.084	4981
9128334V9	235461	2000	S 0 02-15-33	03/05/2018	126,176.00	.000	02/15/2033	200,000.00	3.105	4981
9128334V9	235534	2000	S 0 02-15-33	03/08/2018	25,373.20	.000	02/15/2033	40,000.00	3.070	4981
9128334V9	236291	2000	S 0 02-15-33	04/26/2018	25,254.80	.000	02/15/2033	40,000.00	3.130	4981
9128337T1	186347	2010	US TREASURY STRIP	05/22/2008	2,332,634.10	.000	05/15/2033	7,538,000.00	4.751	5070
9128337T1	186677	2000	US TREASURY STRIP	06/09/2008	7,699.50	.000	05/15/2033	25,000.00	4.780	5070
9128337T1	187240	2000	US TREASURY STRIP	07/11/2008	3,258.10	.000	05/15/2033	10,000.00	4.565	5070
9128337T1	197116	2000	US TREASURY STRIP	05/11/2010	109,083.49	.000	05/15/2033	306,000.00	4.533	5070
9128337T1	197209	2000	US TREASURY STRIP	05/14/2010	8,693.75	.000	05/15/2033	25,000.00	4.645	5070
9128337T1	198716	2000	US TREASURY STRIP	07/13/2010	38,350.00	.000	05/15/2033	100,000.00	4.241	5070
9128337T1	218195	2000	US TREASURY STRIP	06/26/2014	26,236.00	.000	05/15/2033	50,000.00	3.444	5070
9128337T1	218221	2000	US TREASURY STRIP	06/27/2014	26,142.00	.000	05/15/2033	50,000.00	3.464	5070
9128337T1	218591	2000	US TREASURY STRIP	07/31/2014	27,307.50	.000	05/15/2033	50,000.00	3.245	5070



Run Date: 7/2/2019 7:43:02 AM

Investments Outstanding As Of Date: 6/28/2019

INVENTORY BY MATURITY REPORT

CUSIP	Investment #	Fund	Issuer	Purchase Date	Current Book	Current Rate	Maturity Date	Current Par	YTM	Days to Maturity
9128337T1	222635	2000	US TREASURY STRIP	05/21/2015	146,737.50	.000	05/15/2033	250,000.00	2.985	5070
9128337T1	226892	2000	US TREASURY STRI ZERO-% 5	05/26/2016	80,301.60	.000	05/15/2033	120,000.00	2.381	5070
9128337T1	227326	2000	US TREASURY STRI ZERO-% 5	07/15/2016	36,186.50	.000	05/15/2033	50,000.00	1.930	5070
9128337T1	227509	2000	US TREASURY STRI ZERO-% 5	07/29/2016	28,468.80	.000	05/15/2033	40,000.00	2.035	5070
9128337T1	227681	2000	US TREASURY STRI ZERO-% 5	08/12/2016	71,286.00	.000	05/15/2033	100,000.00	2.030	5070
9128337T1	231315	2000	S 0 05-15-33	05/11/2017	25,498.80	.000	05/15/2033	40,000.00	2.832	5070
9128337T1	231588	2000	S 0 05-15-33	06/02/2017	26,160.00	.000	05/15/2033	40,000.00	2.680	5070
9128337T1	237025	2000	S 0 05-15-33	06/14/2018	25,315.60	.000	05/15/2033	40,000.00	3.090	5070
9128337T1	237312	2000	S 0 05-15-33	07/06/2018	25,758.80	.000	05/15/2033	40,000.00	2.984	5070
9128337T1	237401	2000	S 0 05-15-33	07/12/2018	25,758.00	.000	05/15/2033	40,000.00	2.987	5070
9128337T1	241266	2000	S 0 05-15-33	05/09/2019	27,428.40	.000	05/15/2033	40,000.00	2.710	5070
9128337T1	241690	2000	S 0 05-15-33	06/21/2019	29,118.00	.000	05/15/2033	40,000.00	2.298	5070
9128334W7	188175	2010	US TREASURY STRIP	09/22/2008	202,705.92	.000	08/15/2033	576,000.00	4.239	5162
9128334W7	218849	2000	US TREASURY STRIP	08/28/2014	222,368.00	.000	08/15/2033	400,000.00	3.120	5162
9128334W7	219041	2000	US TREASURY STRIP	09/18/2014	53,750.00	.000	08/15/2033	100,000.00	3.311	5162
9128334W7	219274	2000	US TREASURY STRIP	10/17/2014	23,088.80	.000	08/15/2033	40,000.00	2.940	5162
9128334W7	224327	2000	USTREASURYSTRI	10/08/2015	61,680.00	.000	08/15/2033	100,000.00	2.725	5162
9128334W7	224495	2000	USTREASURYSTRI	10/22/2015	61,689.00	.000	08/15/2033	100,000.00	2.730	5162
9128334W7	224557	2000	USTREASURYSTRI	10/29/2015	24,678.00	.000	08/15/2033	40,000.00	2.732	5162
9128334W7	228096	2000	US TREASURY STRI ZERO-% 8	09/23/2016	34,520.50	.000	08/15/2033	50,000.00	2.205	5162
9128334W7	228277	2000	US TREASURY STRI ZERO-% 8	10/14/2016	170,105.00	.000	08/15/2033	250,000.00	2.300	5162
9128334W7	234140	2000	S 0 08-15-33	10/26/2017	26,058.40	.000	08/15/2033	40,000.00	2.730	5162
9128334W7	234164	2000	S 0 08-15-33	10/26/2017	32,624.00	.000	08/15/2033	50,000.00	2.720	5162
9128334W7	234199	2000	S 0 08-15-33	10/27/2017	16,237.00	.000	08/15/2033	25,000.00	2.750	5162
9128334W7	237885	2000	S 0 08-15-33	08/23/2018	77,162.40	.000	08/15/2033	120,000.00	2.970	5162
9128334W7	237905	2000	S 0 08-15-33	08/23/2018	25,720.80	.000	08/15/2033	40,000.00	2.970	5162
9128334W7	237942	2000	S 0 08-15-33	08/23/2018	160,577.50	.000	08/15/2033	250,000.00	2.977	5162
9128334W7	238219	2000	S 0 08-15-33	09/13/2018	25,410.40	.000	08/15/2033	40,000.00	3.064	5162
9128334W7	238680	2000	S 0 08-15-33	10/25/2018	245,112.00	.000	08/15/2033	400,000.00	3.335	5162
9128337U8	189275	2000	US TREASURY STRIP	11/21/2008	1,727.25	.000	11/15/2033	5,000.00	4.300	5254
9128337U8	216426	2000	US TREASURY STRIP	01/09/2014	45,822.00	.000	11/15/2033	100,000.00	3.971	5254
9128337U8	219703	2000	US TREASURY STRIP	11/20/2014	141,650.00	.000	11/15/2033	250,000.00	3.015	5254
9128337U8	220256	2000	US TREASURY STRIP	01/09/2015	31,833.00	.000	11/15/2033	50,000.00	2.410	5254



Run Date: 7/2/2019 7:43:02 AM

Investments Outstanding As Of Date: 6/28/2019

INVENTORY BY MATURITY REPORT

CUSIP	Investment #	Fund	Issuer	Purchase Date	Current Book	Current Rate	Maturity Date	Current Par	YTM	Days to Maturity
9128337U8	220358	2000	US TREASURY STRIP	01/20/2015	63,356.00	.000	11/15/2033	100,000.00	2.440	5254
9128337U8	220446	2000	US TREASURY STRIP	01/26/2015	64,873.00	.000	11/15/2033	100,000.00	2.315	5254
9128337U8	220465	2000	US TREASURY STRIP	01/26/2015	32,367.00	.000	11/15/2033	50,000.00	2.327	5254
9128337U8	220485	2000	US TREASURY STRIP	01/26/2015	25,843.20	.000	11/15/2033	40,000.00	2.337	5254
9128337U8	220513	2000	US TREASURY STRIP	01/27/2015	162,342.50	.000	11/15/2033	250,000.00	2.310	5254
9128337U8	220617	2000	US TREASURY STRIP	01/29/2015	161,355.00	.000	11/15/2033	250,000.00	2.344	5254
9128337U8	225031	2000	USTREASURYSTRIP	12/24/2015	152,427.50	.000	11/15/2033	250,000.00	2.784	5254
9128337U8	225334	2000	USTREASURYSTRIP	02/04/2016	62,696.00	.000	11/15/2033	100,000.00	2.644	5254
9128337U8	228582	2000	US TREASURY STRI ZERO-% 1	11/14/2016	11,987.82	.000	11/15/2033	18,000.00	2.405	5254
9128337U8	229103	2000	S 0 11-15-33	01/12/2017	12,397.80	.000	11/15/2033	20,000.00	2.860	5254
9128337U8	229134	2000	S 0 11-15-33	01/12/2017	12,397.80	.000	11/15/2033	20,000.00	2.860	5254
9128337U8	229281	2000	S 0 11-15-33	01/26/2017	154,120.00	.000	11/15/2033	250,000.00	2.900	5254
9128337U8	229400	2000	S 0 11-15-33	02/02/2017	24,429.20	.000	11/15/2033	40,000.00	2.960	5254
9128337U8	234368	2000	S 0 11-15-33	11/16/2017	64,806.00	.000	11/15/2033	100,000.00	2.730	5254
9128337U8	234940	2000	S 0 11-15-33	01/25/2018	25,536.00	.000	11/15/2033	40,000.00	2.860	5254
9128337U8	235067	2000	S 0 11-15-33	02/02/2018	25,354.00	.000	11/15/2033	40,000.00	2.910	5254
9128334X5	185241	2000	US TREASURY STRIP	03/27/2008	3,250.00	.000	02/15/2034	10,000.00	6.638	5346
9128334X5	185637	2000	US TREASURY STRIP	04/16/2008	3,300.00	.000	02/15/2034	10,000.00	6.546	5346
9128334X5	185897	2000	US TREASURY STRIP	04/28/2008	7,851.25	.000	02/15/2034	25,000.00	6.844	5346
9128334X5	191134	2000	US TREASURY STRIP	04/13/2009	2,050.00	.000	02/15/2034	5,000.00	5.248	5346
9128334X5	213371	2000	US TREASURY STRIP	03/28/2013	51,738.00	.000	02/15/2034	100,000.00	3.865	5346
9128334X5	220890	2000	US TREASURY STRIP	02/13/2015	24,852.00	.000	02/15/2034	40,000.00	2.784	5346
9128334X5	222338	2000	US TREASURY STRIP	04/30/2015	24,569.20	.000	02/15/2034	40,000.00	2.852	5346
9128334X5	225733	2000	USTREASURYSTRIP	03/17/2016	25,461.20	.000	02/15/2034	40,000.00	2.642	5346
9128334X5	225745	2000	USTREASURYSTRIP	03/17/2016	11,632.00	.000	02/15/2034	18,250.00	2.634	5346
9128334X5	229670	2000	S 0 02-15-34	02/24/2017	31,631.08	.000	02/15/2034	52,000.00	2.950	5346
9128334X5	230028	2000	S 0 02-15-34	03/24/2017	243,056.00	.000	02/15/2034	400,000.00	2.970	5346
9128334X5	230123	2000	S 0 02-15-34	03/30/2017	154,300.00	.000	02/15/2034	250,000.00	2.879	5346
9128334X5	230226	2000	S 0 02-15-34	04/06/2017	31,027.00	.000	02/15/2034	50,000.00	2.850	5346
9128334X5	230340	2000	S 0 02-15-34	04/17/2017	25,133.20	.000	02/15/2034	40,000.00	2.780	5346
9128334X5	230980	2000	S 0 02-15-34	04/28/2017	157,215.00	.000	02/15/2034	250,000.00	2.780	5346
9128334X5	235207	2000	S 0 02-15-34	02/15/2018	24,567.20	.000	02/15/2034	40,000.00	3.070	5346
9128334X5	235377	2000	S 0 02-15-34	03/01/2018	24,557.60	.000	02/15/2034	40,000.00	3.080	5346



Run Date: 7/2/2019 7:43:02 AM

Investments Outstanding As Of Date: 6/28/2019

INVENTORY BY MATURITY REPORT

CUSIP	Investment #	Fund	Issuer	Purchase Date	Current Book	Current Rate	Maturity Date	Current Par	YTM	Days to Maturity
9128334X5	235402	2000	S 0 02-15-34	03/01/2018	24,468.40	.000	02/15/2034	40,000.00	3.103	5346
9128334X5	235462	2000	S 0 02-15-34	03/05/2018	122,174.00	.000	02/15/2034	200,000.00	3.114	5346
9128334X5	235535	2000	S 0 02-15-34	03/08/2018	24,554.80	.000	02/15/2034	40,000.00	3.084	5346
9128334X5	236292	2000	S 0 02-15-34	04/26/2018	24,482.80	.000	02/15/2034	40,000.00	3.130	5346
9128337V6	186678	2000	US TREASURY STRIP	06/09/2008	7,362.75	.000	05/15/2034	25,000.00	4.770	5435
9128337V6	187241	2000	US TREASURY STRIP	07/11/2008	3,117.50	.000	05/15/2034	10,000.00	4.561	5435
9128337V6	197117	2000	US TREASURY STRIP	05/11/2010	104,429.23	.000	05/15/2034	306,000.00	4.528	5435
9128337V6	197210	2000	US TREASURY STRIP	05/14/2010	8,303.75	.000	05/15/2034	25,000.00	4.645	5435
9128337V6	198717	2000	US TREASURY STRIP	07/13/2010	36,650.00	.000	05/15/2034	100,000.00	4.255	5435
9128337V6	222633	2000	US TREASURY STRIP	05/21/2015	141,057.50	.000	05/15/2034	250,000.00	3.037	5435
9128337V6	226893	2000	US TREASURY STRI ZERO-% 5	05/26/2016	77,565.60	.000	05/15/2034	120,000.00	2.443	5435
9128337V6	227327	2000	US TREASURY STRI ZERO-% 5	07/15/2016	35,154.50	.000	05/15/2034	50,000.00	1.985	5435
9128337V6	227510	2000	US TREASURY NOTE ZERO-%	07/29/2016	27,629.20	.000	05/15/2034	40,000.00	2.090	5435
9128337V6	227682	2000	US TREASURY STRI ZERO-% 5	08/12/2016	69,127.00	.000	05/15/2034	100,000.00	2.090	5435
9128337V6	231292	2000	S 0 05-15-34	05/11/2017	24,601.20	.000	05/15/2034	40,000.00	2.878	5435
9128337V6	231590	2000	S 0 05-15-34	06/02/2017	25,260.40	.000	05/15/2034	40,000.00	2.730	5435
9128337V6	237024	2000	S 0 05-15-34	06/14/2018	24,512.80	.000	05/15/2034	40,000.00	3.100	5435
9128337V6	237313	2000	S 0 05-15-34	07/06/2018	24,991.20	.000	05/15/2034	40,000.00	2.988	5435
9128337V6	237400	2000	S 0 05-15-34	07/12/2018	25,022.40	.000	05/15/2034	40,000.00	2.983	5435
9128337V6	241267	2000	S 0 05-15-34	05/09/2019	26,542.40	.000	05/15/2034	40,000.00	2.750	5435
9128337V6	241691	2000	S 0 05-15-34	06/21/2019	28,318.40	.000	05/15/2034	40,000.00	2.331	5435
9128334Y3	218850	2000	US TREASURY STRIP	08/28/2014	214,320.00	.000	08/15/2034	400,000.00	3.150	5527
9128334Y3	219276	2000	US TREASURY STRIP	10/17/2014	22,337.20	.000	08/15/2034	40,000.00	2.960	5527
9128334Y3	224328	2000	USTREASURYSTRI	10/08/2015	59,532.00	.000	08/15/2034	100,000.00	2.770	5527
9128334Y3	224466	2000	USTREASURYSTRI	10/22/2015	59,484.00	.000	08/15/2034	100,000.00	2.780	5527
9128334Y3	224558	2000	USTREASURYSTRI	10/29/2015	23,804.40	.000	08/15/2034	40,000.00	2.780	5527
9128334Y3	228097	2000	US TREASURY STRI ZERO-% 8	09/23/2016	33,415.00	.000	08/15/2034	50,000.00	2.265	5527
9128334Y3	228278	2000	US TREASURY STRI ZERO-% 8	10/14/2016	164,655.00	.000	08/15/2034	250,000.00	2.355	5527
9128334Y3	234141	2000	S 0 08-15-34	10/26/2017	25,235.60	.000	08/15/2034	40,000.00	2.760	5527
9128334Y3	234165	2000	S 0 08-15-34	10/26/2017	31,596.50	.000	08/15/2034	50,000.00	2.750	5527
9128334Y3	234200	2000	S 0 08-15-34	10/27/2017	15,721.25	.000	08/15/2034	25,000.00	2.780	5527
9128334Y3	237884	2000	S 0 08-15-34	08/23/2018	74,920.80	.000	08/15/2034	120,000.00	2.970	5527
9128334Y3	237906	2000	S 0 08-15-34	08/23/2018	24,973.60	.000	08/15/2034	40,000.00	2.970	5527



Run Date: 7/2/2019 7:43:02 AM

Investments Outstanding As Of Date: 6/28/2019

INVENTORY BY MATURITY REPORT

CUSIP	Investment #	Fund	Issuer	Purchase Date	Current Book	Current Rate	Maturity Date	Current Par	YTM	Days to Maturity
9128334Y3	237943	2000	S 0 08-15-34	08/23/2018	155,855.00	.000	08/15/2034	250,000.00	2.979	5527
9128334Y3	238220	2000	S 0 08-15-34	09/13/2018	24,618.40	.000	08/15/2034	40,000.00	3.072	5527
9128334Y3	238679	2000	S 0 08-15-34	10/25/2018	236,588.00	.000	08/15/2034	400,000.00	3.350	5527
9128337W4	189276	2000	US TREASURY STRIP	11/21/2008	1,676.50	.000	11/15/2034	5,000.00	4.250	5619
9128337W4	220257	2000	US TREASURY STRIP	01/09/2015	31,018.50	.000	11/15/2034	50,000.00	2.420	5619
9128337W4	220359	2000	US TREASURY STRIP	01/20/2015	61,815.00	.000	11/15/2034	100,000.00	2.442	5619
9128337W4	220447	2000	US TREASURY STRIP	01/26/2015	63,458.00	.000	11/15/2034	100,000.00	2.310	5619
9128337W4	220466	2000	US TREASURY STRIP	01/26/2015	31,645.50	.000	11/15/2034	50,000.00	2.324	5619
9128337W4	220486	2000	US TREASURY STRIP	01/26/2015	25,269.20	.000	11/15/2034	40,000.00	2.333	5619
9128337W4	220514	2000	US TREASURY STRIP	01/27/2015	158,657.50	.000	11/15/2034	250,000.00	2.310	5619
9128337W4	220619	2000	US TREASURY STRIP	01/29/2015	157,825.00	.000	11/15/2034	250,000.00	2.337	5619
9128337W4	225032	2000	USTREASURYSTRI	12/24/2015	146,947.50	.000	11/15/2034	250,000.00	2.832	5619
9128337W4	225335	2000	USTREASURYSTRI	02/04/2016	60,693.00	.000	11/15/2034	100,000.00	2.677	5619
9128337W4	228583	2000	US TREASURY STRI ZERO-% 1	11/14/2016	11,594.88	.000	11/15/2034	18,000.00	2.458	5619
9128337W4	229106	2000	S 0 11-15-34	01/12/2017	11,966.20	.000	11/15/2034	20,000.00	2.900	5619
9128337W4	229135	2000	S 0 11-15-34	01/12/2017	11,966.20	.000	11/15/2034	20,000.00	2.900	5619
9128337W4	229282	2000	S 0 11-15-34	01/26/2017	148,697.50	.000	11/15/2034	250,000.00	2.940	5619
9128337W4	229401	2000	S 0 11-15-34	02/02/2017	23,556.00	.000	11/15/2034	40,000.00	3.000	5619
9128337W4	234369	2000	S 0 11-15-34	11/16/2017	62,756.00	.000	11/15/2034	100,000.00	2.760	5619
9128337W4	234941	2000	S 0 11-15-34	01/25/2018	24,780.00	.000	11/15/2034	40,000.00	2.870	5619
9128337W4	235069	2000	S 0 11-15-34	02/02/2018	24,591.20	.000	11/15/2034	40,000.00	2.920	5619
9128334Z0	185242	2000	US TREASURY STRIP	03/27/2008	3,120.00	.000	02/15/2035	10,000.00	4.379	5711
9128334Z0	185632	2000	US TREASURY STRIP	04/16/2008	3,150.00	.000	02/15/2035	10,000.00	4.352	5711
9128334Z0	185898	2000	US TREASURY STRIP	04/28/2008	7,546.00	.000	02/15/2035	25,000.00	4.520	5711
9128334Z0	191135	2000	US TREASURY STRIP	04/13/2009	2,000.00	.000	02/15/2035	5,000.00	3.577	5711
9128334Z0	213372	2000	US TREASURY STRIP	03/28/2013	49,712.00	.000	02/15/2035	100,000.00	3.219	5711
9128334Z0	220880	2000	US TREASURY STRIP	02/13/2015	24,189.60	.000	02/15/2035	40,000.00	2.530	5711
9128334Z0	222339	2000	US TREASURY STRIP	04/30/2015	23,800.40	.000	02/15/2035	40,000.00	2.640	5711
9128334Z0	225736	2000	USTREASURYSTRI	03/17/2016	24,701.20	.000	02/15/2035	40,000.00	2.565	5711
9128334Z0	225746	2000	USTREASURYSTRI	03/17/2016	11,279.79	.000	02/15/2035	18,250.00	2.560	5711
9128334Z0	229671	2000	S 0 02-15-35	02/24/2017	30,528.16	.000	02/15/2035	52,000.00	2.985	5711
9128334Z0	230029	2000	S 0 02-15-35	03/24/2017	234,748.00	.000	02/15/2035	400,000.00	3.000	5711
9128334Z0	230124	2000	S 0 02-15-35	03/30/2017	148,977.50	.000	02/15/2035	250,000.00	2.916	5711



Run Date: 7/2/2019 7:43:02 AM

Investments Outstanding As Of Date: 6/28/2019

INVENTORY BY MATURITY REPORT

CUSIP	Investment #	Fund	Issuer	Purchase Date	Current Book	Current Rate	Maturity Date	Current Par	YTM	Days to Maturity
9128334Z0	230227	2000	S 0 02-15-35	04/06/2017	29,949.50	.000	02/15/2035	50,000.00	2.890	5711
9128334Z0	230341	2000	S 0 02-15-35	04/17/2017	24,277.20	.000	02/15/2035	40,000.00	2.820	5711
9128334Z0	230981	2000	S 0 02-15-35	04/28/2017	151,595.00	.000	02/15/2035	250,000.00	2.830	5711
9128334Z0	235208	2000	S 0 02-15-35	02/15/2018	23,790.00	.000	02/15/2035	40,000.00	3.080	5711
9128334Z0	235378	2000	S 0 02-15-35	03/01/2018	23,778.40	.000	02/15/2035	40,000.00	3.090	5711
9128334Z0	235403	2000	S 0 02-15-35	03/01/2018	23,674.80	.000	02/15/2035	40,000.00	3.116	5711
9128334Z0	235463	2000	S 0 02-15-35	03/05/2018	118,220.00	.000	02/15/2035	200,000.00	3.126	5711
9128334Z0	235536	2000	S 0 02-15-35	03/08/2018	23,759.20	.000	02/15/2035	40,000.00	3.098	5711
9128334Z0	236293	2000	S 0 02-15-35	04/26/2018	23,734.00	.000	02/15/2035	40,000.00	3.130	5711
912833X88	186679	2000	US TREASURY STRIP	06/09/2008	7,060.75	.000	05/15/2035	25,000.00	4.750	5800
912833X88	187242	2000	US TREASURY STRIP	07/11/2008	2,998.90	.000	05/15/2035	10,000.00	4.537	5800
912833X88	197118	2000	US TREASURY STRIP	05/11/2010	99,845.35	.000	05/15/2035	306,000.00	4.528	5800
912833X88	197211	2000	US TREASURY STRIP	05/14/2010	7,921.25	.000	05/15/2035	25,000.00	4.650	5800
912833X88	198718	2000	US TREASURY STRIP	07/13/2010	35,200.00	.000	05/15/2035	100,000.00	4.248	5800
912833X88	226894	2000	US TREASURY STRI ZERO-% 5	05/26/2016	75,168.00	.000	05/15/2035	120,000.00	2.481	5800
912833X88	227328	2000	US TREASURY STRI ZERO-% 5	07/15/2016	34,211.00	.000	05/15/2035	50,000.00	2.025	5800
912833X88	227511	2000	US TREASURY STRI ZERO-% 5	07/29/2016	26,860.00	.000	05/15/2035	40,000.00	2.130	5800
912833X88	227683	2000	US TREASURY STRI ZERO-% 5	08/12/2016	67,204.00	.000	05/15/2035	100,000.00	2.130	5800
912833X88	231293	2000	S 0 05-15-35	05/11/2017	23,751.60	.000	05/15/2035	40,000.00	2.915	5800
912833X88	231592	2000	S 0 05-15-35	06/02/2017	24,411.20	.000	05/15/2035	40,000.00	2.770	5800
912833X88	237022	2000	S 0 05-15-35	06/14/2018	23,770.00	.000	05/15/2035	40,000.00	3.100	5800
912833X88	237325	2000	S 0 05-15-35	07/06/2018	24,273.60	.000	05/15/2035	40,000.00	2.985	5800
912833X88	237399	2000	S 0 05-15-35	07/12/2018	24,313.60	.000	05/15/2035	40,000.00	2.978	5800
912833X88	241268	2000	S 0 05-15-35	05/09/2019	25,745.60	.000	05/15/2035	40,000.00	2.770	5800
912833X88	241692	2000	S 0 05-15-35	06/21/2019	27,530.80	.000	05/15/2035	40,000.00	2.363	5800
9128335A4	218851	2000	US TREASURY STRIP	08/28/2014	207,300.00	.000	08/15/2035	400,000.00	3.160	5892
9128335A4	219278	2000	US TREASURY STRIP	10/17/2014	21,646.00	.000	08/15/2035	40,000.00	2.970	5892
9128335A4	224467	2000	USTREASURYSTRIP	10/22/2015	57,751.00	.000	08/15/2035	100,000.00	2.790	5892
9128335A4	224559	2000	USTREASURYSTRIP	10/29/2015	23,111.20	.000	08/15/2035	40,000.00	2.790	5892
9128335A4	228098	2000	US TREASURY STRI ZERO-% 8	09/23/2016	32,397.00	.000	08/15/2035	50,000.00	2.310	5892
9128335A4	228279	2000	US TREASURY STRI ZERO-% 8	10/14/2016	159,355.00	.000	08/15/2035	250,000.00	2.405	5892
9128335A4	234142	2000	S 0 08-15-35	10/26/2017	24,467.20	.000	08/15/2035	40,000.00	2.780	5892
9128335A4	234166	2000	S 0 08-15-35	10/26/2017	30,584.00	.000	08/15/2035	50,000.00	2.780	5892





Run Date: 7/2/2019 7:43:02 AM

Investments Outstanding As Of Date: 6/28/2019

INVENTORY BY MATURITY REPORT

CUSIP	Investment #	Fund	Issuer	Purchase Date	Current Book	Current Rate	Maturity Date	Current Par	YTM	Days to Maturity
9128335A4	234201	2000	S 0 08-15-35	10/27/2017	15,239.50	.000	08/15/2035	25,000.00	2.800	5892
9128335A4	237883	2000	S 0 08-15-35	08/23/2018	72,744.00	.000	08/15/2035	120,000.00	2.970	5892
9128335A4	237907	2000	S 0 08-15-35	08/23/2018	24,248.00	.000	08/15/2035	40,000.00	2.970	5892
9128335A4	237944	2000	S 0 08-15-35	08/23/2018	151,390.00	.000	08/15/2035	250,000.00	2.976	5892
9128335A4	238221	2000	S 0 08-15-35	09/13/2018	23,863.20	.000	08/15/2035	40,000.00	3.076	5892
9128335A4	238678	2000	S 0 08-15-35	10/25/2018	228,476.00	.000	08/15/2035	400,000.00	3.360	5892
912833X96	189277	2000	US TREASURY STRIP	11/21/2008	1,633.15	.000	11/15/2035	5,000.00	4.190	5984
912833X96	220487	2000	US TREASURY STRIP	01/26/2015	24,715.20	.000	11/15/2035	40,000.00	2.328	5984
912833X96	228584	2000	US TREASURY STRI ZERO-% 1	11/14/2016	11,190.42	.000	11/15/2035	18,000.00	2.517	5984
912833X96	229109	2000	S 0 11-15-35	01/12/2017	11,605.20	.000	11/15/2035	20,000.00	2.910	5984
912833X96	229136	2000	S 0 11-15-35	01/12/2017	11,605.20	.000	11/15/2035	20,000.00	2.910	5984
912833X96	229283	2000	S 0 11-15-35	01/26/2017	143,887.50	.000	11/15/2035	250,000.00	2.960	5984
912833X96	229402	2000	S 0 11-15-35	02/02/2017	22,738.40	.000	11/15/2035	40,000.00	3.030	5984
912833X96	234370	2000	S 0 11-15-35	11/16/2017	60,843.00	.000	11/15/2035	100,000.00	2.780	5984
912833X96	234942	2000	S 0 11-15-35	01/25/2018	24,041.60	.000	11/15/2035	40,000.00	2.880	5984
912833X96	235070	2000	S 0 11-15-35	02/02/2018	23,846.80	.000	11/15/2035	40,000.00	2.930	5984
9128335B2	185243	2000	US TREASURY STRIP	03/27/2008	3,025.00	.000	02/15/2036	10,000.00	4.334	6076
9128335B2	185633	2000	US TREASURY STRIP	04/16/2008	3,075.00	.000	02/15/2036	10,000.00	4.282	6076
9128335B2	185899	2000	US TREASURY STRIP	04/28/2008	7,235.75	.000	02/15/2036	25,000.00	4.510	6076
9128335B2	191136	2000	US TREASURY STRIP	04/13/2009	1,950.00	.000	02/15/2036	5,000.00	3.539	6076
9128335B2	213373	2000	US TREASURY STRIP	03/28/2013	47,998.00	.000	02/15/2036	100,000.00	3.233	6076
9128335B2	220884	2000	US TREASURY STRIP	02/13/2015	23,588.80	.000	02/15/2036	40,000.00	2.530	6076
9128335B2	222340	2000	US TREASURY STRIP	04/30/2015	23,231.60	.000	02/15/2036	40,000.00	2.630	6076
9128335B2	225738	2000	USTREASURYSTRI	03/17/2016	24,032.00	.000	02/15/2036	40,000.00	2.575	6076
9128335B2	229672	2000	S 0 02-15-36	02/24/2017	29,553.68	.000	02/15/2036	52,000.00	3.000	6076
9128335B2	230030	2000	S 0 02-15-36	03/24/2017	226,888.00	.000	02/15/2036	400,000.00	3.023	6076
9128335B2	230126	2000	S 0 02-15-36	03/30/2017	144,270.00	.000	02/15/2036	250,000.00	2.933	6076
9128335B2	230229	2000	S 0 02-15-36	04/06/2017	28,994.00	.000	02/15/2036	50,000.00	2.910	6076
9128335B2	230342	2000	S 0 02-15-36	04/17/2017	23,563.20	.000	02/15/2036	40,000.00	2.830	6076
9128335B2	230982	2000	S 0 02-15-36	04/28/2017	146,850.00	.000	02/15/2036	250,000.00	2.850	6076
9128335B2	235209	2000	S 0 02-15-36	02/15/2018	23,033.20	.000	02/15/2036	40,000.00	3.090	6076
9128335B2	235379	2000	S 0 02-15-36	03/01/2018	23,060.40	.000	02/15/2036	40,000.00	3.090	6076
9128335B2	235404	2000	S 0 02-15-36	03/01/2018	22,942.00	.000	02/15/2036	40,000.00	3.119	6076



Run Date: 7/2/2019 7:43:02 AM

Investments Outstanding As Of Date: 6/28/2019

INVENTORY BY MATURITY REPORT

CUSIP	Investment #	Fund	Issuer	Purchase Date	Current Book	Current Rate	Maturity Date	Current Par	YTM	Days to Maturity
9128335B2	235464	2000	S 0 02-15-36	03/05/2018	114,528.00	.000	02/15/2036	200,000.00	3.130	6076
9128335B2	235537	2000	S 0 02-15-36	03/08/2018	23,040.00	.000	02/15/2036	40,000.00	3.098	6076
9128335B2	236294	2000	S 0 02-15-36	04/26/2018	23,008.00	.000	02/15/2036	40,000.00	3.130	6076
912833Y20	186680	2000	US TREASURY STRIP	06/09/2008	6,773.75	.000	05/15/2036	25,000.00	4.730	6166
912833Y20	187243	2000	US TREASURY STRIP	07/11/2008	2,888.50	.000	05/15/2036	10,000.00	4.510	6166
912833Y20	197119	2000	US TREASURY STRIP	05/11/2010	95,114.59	.000	05/15/2036	306,000.00	4.543	6166
912833Y20	197212	2000	US TREASURY STRIP	05/14/2010	7,554.00	.000	05/15/2036	25,000.00	4.656	6166
912833Y20	198719	2000	US TREASURY STRIP	07/13/2010	33,600.00	.000	05/15/2036	100,000.00	4.266	6166
912833Y20	227512	2000	US TREASURY STRI ZERO-% 5	07/29/2016	26,245.60	.000	05/15/2036	40,000.00	2.140	6166
912833Y20	231294	2000	S 0 05-15-36	05/11/2017	22,953.20	.000	05/15/2036	40,000.00	2.943	6166
912833Y20	231593	2000	S 0 05-15-36	06/02/2017	23,638.00	.000	05/15/2036	40,000.00	2.795	6166
912833Y20	237023	2000	S 0 05-15-36	06/14/2018	23,050.00	.000	05/15/2036	40,000.00	3.100	6166
912833Y20	237326	2000	S 0 05-15-36	07/06/2018	23,582.00	.000	05/15/2036	40,000.00	2.981	6166
912833Y20	237398	2000	S 0 05-15-36	07/12/2018	23,627.60	.000	05/15/2036	40,000.00	2.973	6166
912833Y20	241269	2000	S 0 05-15-36	05/09/2019	24,963.20	.000	05/15/2036	40,000.00	2.790	6166
912833Y20	241693	2000	S 0 05-15-36	06/21/2019	26,784.40	.000	05/15/2036	40,000.00	2.387	6166
9128337E4	218852	2000	US TREASURY STRIP	08/28/2014	200,032.00	.000	08/15/2036	400,000.00	3.180	6258
9128337E4	219280	2000	US TREASURY STRIP	10/17/2014	20,926.80	.000	08/15/2036	40,000.00	2.990	6258
9128337E4	224468	2000	USTREASURYSTRIP	10/22/2015	55,943.00	.000	08/15/2036	100,000.00	2.810	6258
9128337E4	224560	2000	USTREASURYSTRIP	10/29/2015	22,406.00	.000	08/15/2036	40,000.00	2.806	6258
9128337E4	234143	2000	S 0 08-15-36	10/26/2017	23,668.80	.000	08/15/2036	40,000.00	2.810	6258
9128337E4	234167	2000	S 0 08-15-36	10/26/2017	29,586.00	.000	08/15/2036	50,000.00	2.810	6258
9128337E4	234202	2000	S 0 08-15-36	10/27/2017	14,739.25	.000	08/15/2036	25,000.00	2.830	6258
9128337E4	237881	2000	S 0 08-15-36	08/23/2018	70,506.00	.000	08/15/2036	120,000.00	2.980	6258
9128337E4	237908	2000	S 0 08-15-36	08/23/2018	23,543.60	.000	08/15/2036	40,000.00	2.970	6258
9128337E4	237945	2000	S 0 08-15-36	08/23/2018	146,907.50	.000	08/15/2036	250,000.00	2.979	6258
9128337E4	238222	2000	S 0 08-15-36	09/13/2018	23,129.60	.000	08/15/2036	40,000.00	3.080	6258
9128337E4	238677	2000	S 0 08-15-36	10/25/2018	220,604.00	.000	08/15/2036	400,000.00	3.370	6258
912833Y38	189278	2000	US TREASURY STRIP	11/21/2008	1,584.10	.000	11/15/2036	5,000.00	4.150	6350
912833Y38	220488	2000	US TREASURY STRIP	01/26/2015	24,395.20	.000	11/15/2036	40,000.00	2.281	6350
912833Y38	229112	2000	S 0 11-15-36	01/12/2017	11,208.60	.000	11/15/2036	20,000.00	2.940	6350
912833Y38	229137	2000	S 0 11-15-36	01/12/2017	11,208.60	.000	11/15/2036	20,000.00	2.940	6350
912833Y38	229403	2000	S 0 11-15-36	02/02/2017	21,893.60	.000	11/15/2036	40,000.00	3.070	6350



Run Date: 7/2/2019 7:43:02 AM

Investments Outstanding As Of Date: 6/28/2019

INVENTORY BY MATURITY REPORT

CUSIP	Investment #	Fund	Issuer	Purchase Date	Current Book	Current Rate	Maturity Date	Current Par	YTM	Days to Maturity
912833Y38	234371	2000	S 0 11-15-36	11/16/2017	58,965.00	.000	11/15/2036	100,000.00	2.800	6350
912833Y38	234943	2000	S 0 11-15-36	01/25/2018	23,320.40	.000	11/15/2036	40,000.00	2.890	6350
912833Y38	235071	2000	S 0 11-15-36	02/02/2018	23,120.40	.000	11/15/2036	40,000.00	2.940	6350
9128337F1	185244	2000	US TREASURY STRIP	03/27/2008	2,900.00	.000	02/15/2037	10,000.00	4.331	6442
9128337F1	185634	2000	US TREASURY STRIP	04/16/2008	2,950.00	.000	02/15/2037	10,000.00	4.279	6442
9128337F1	185900	2000	US TREASURY STRIP	04/28/2008	6,905.00	.000	02/15/2037	25,000.00	4.518	6442
9128337F1	191138	2000	US TREASURY STRIP	04/13/2009	1,900.00	.000	02/15/2037	5,000.00	3.506	6442
9128337F1	213374	2000	US TREASURY STRIP	03/28/2013	46,189.00	.000	02/15/2037	100,000.00	3.260	6442
9128337F1	220886	2000	US TREASURY STRIP	02/13/2015	22,828.80	.000	02/15/2037	40,000.00	2.565	6442
9128337F1	222342	2000	US TREASURY STRIP	04/30/2015	22,462.80	.000	02/15/2037	40,000.00	2.665	6442
9128337F1	225740	2000	USTREASURYSTRIP	03/17/2016	23,280.40	.000	02/15/2037	40,000.00	2.605	6442
9128337F1	230031	2000	S 0 02-15-37	03/24/2017	218,164.00	.000	02/15/2037	400,000.00	3.070	6442
9128337F1	230343	2000	S 0 02-15-37	04/17/2017	22,687.20	.000	02/15/2037	40,000.00	2.880	6442
9128337F1	235210	2000	S 0 02-15-37	02/15/2018	22,295.60	.000	02/15/2037	40,000.00	3.100	6442
9128337F1	235380	2000	S 0 02-15-37	03/01/2018	22,322.40	.000	02/15/2037	40,000.00	3.100	6442
9128337F1	235405	2000	S 0 02-15-37	03/01/2018	22,193.60	.000	02/15/2037	40,000.00	3.131	6442
9128337F1	235465	2000	S 0 02-15-37	03/05/2018	110,778.00	.000	02/15/2037	200,000.00	3.142	6442
9128337F1	235538	2000	S 0 02-15-37	03/08/2018	22,288.00	.000	02/15/2037	40,000.00	3.111	6442
9128337F1	236295	2000	S 0 02-15-37	04/26/2018	22,263.20	.000	02/15/2037	40,000.00	3.140	6442
912833Y46	186681	2000	US TREASURY STRIP	06/09/2008	6,501.00	.000	05/15/2037	25,000.00	4.710	6531
912833Y46	187244	2000	US TREASURY STRIP	07/11/2008	2,789.90	.000	05/15/2037	10,000.00	4.475	6531
912833Y46	197121	2000	US TREASURY STRIP	05/11/2010	90,637.81	.000	05/15/2037	306,000.00	4.556	6531
912833Y46	197213	2000	US TREASURY STRIP	05/14/2010	7,288.75	.000	05/15/2037	25,000.00	4.617	6531
912833Y46	198720	2000	US TREASURY STRIP	07/13/2010	31,810.00	.000	05/15/2037	100,000.00	4.313	6531
912833Y46	227513	2000	US TREASURY STRI ZERO-% 5	07/29/2016	25,429.60	.000	05/15/2037	40,000.00	2.190	6531
912833Y46	231295	2000	S 0 05-15-37	05/11/2017	22,117.20	.000	05/15/2037	40,000.00	2.983	6531
912833Y46	231595	2000	S 0 05-15-37	06/02/2017	22,810.80	.000	05/15/2037	40,000.00	2.835	6531
912833Y46	237016	2000	S 0 05-15-37	06/14/2018	22,351.60	.000	05/15/2037	40,000.00	3.100	6531
912833Y46	237327	2000	S 0 05-15-37	07/06/2018	22,894.80	.000	05/15/2037	40,000.00	2.981	6531
912833Y46	237397	2000	S 0 05-15-37	07/12/2018	22,945.60	.000	05/15/2037	40,000.00	2.971	6531
912833Y46	241270	2000	S 0 05-15-37	05/09/2019	24,194.80	.000	05/15/2037	40,000.00	2.810	6531
912833Y46	241694	2000	S 0 05-15-37	06/21/2019	26,059.60	.000	05/15/2037	40,000.00	2.408	6531
912833Z52	218853	2000	US TREASURY STRIP	08/28/2014	192,948.00	.000	08/15/2037	400,000.00	3.200	6623



Run Date: 7/2/2019 7:43:02 AM

Investments Outstanding As Of Date: 6/28/2019

INVENTORY BY MATURITY REPORT

CUSIP	Investment #	Fund	Issuer	Purchase Date	Current Book	Current Rate	Maturity Date	Current Par	YTM	Days to Maturity
912833Z52	219281	2000	US TREASURY STRIP	10/17/2014	20,132.80	.000	08/15/2037	40,000.00	3.030	6623
912833Z52	224469	2000	USTREASURYSTRIP	10/22/2015	54,054.00	.000	08/15/2037	100,000.00	2.840	6623
912833Z52	224561	2000	USTREASURYSTRIP	10/29/2015	21,664.40	.000	08/15/2037	40,000.00	2.833	6623
912833Z52	234144	2000	S 0 08-15-37	10/26/2017	22,882.80	.000	08/15/2037	40,000.00	2.840	6623
912833Z52	237880	2000	S 0 08-15-37	08/23/2018	68,450.40	.000	08/15/2037	120,000.00	2.980	6623
912833Z52	237909	2000	S 0 08-15-37	08/23/2018	22,859.60	.000	08/15/2037	40,000.00	2.970	6623
912833Z52	237946	2000	S 0 08-15-37	08/23/2018	142,522.50	.000	08/15/2037	250,000.00	2.983	6623
912833Z52	238223	2000	S 0 08-15-37	09/13/2018	22,391.60	.000	08/15/2037	40,000.00	3.090	6623
912833Z52	238676	2000	S 0 08-15-37	10/25/2018	213,156.00	.000	08/15/2037	400,000.00	3.375	6623
912834AD0	189279	2000	US TREASURY STRIP	11/21/2008	1,542.10	.000	11/15/2037	5,000.00	4.100	6715
912834AD0	220489	2000	US TREASURY STRIP	01/26/2015	23,676.80	.000	11/15/2037	40,000.00	2.313	6715
912834AD0	229114	2000	S 0 11-15-37	01/12/2017	10,819.40	.000	11/15/2037	20,000.00	2.970	6715
912834AD0	229138	2000	S 0 11-15-37	01/12/2017	10,819.40	.000	11/15/2037	20,000.00	2.970	6715
912834AD0	229404	2000	S 0 11-15-37	02/02/2017	21,106.80	.000	11/15/2037	40,000.00	3.100	6715
912834AD0	234944	2000	S 0 11-15-37	01/25/2018	22,616.80	.000	11/15/2037	40,000.00	2.900	6715
912834AD0	235072	2000	S 0 11-15-37	02/02/2018	22,368.00	.000	11/15/2037	40,000.00	2.960	6715
912833Z60	191137	2000	US TREASURY STRIP	04/13/2009	1,900.00	.000	02/15/2038	5,000.00	4.472	6807
912833Z60	213375	2000	US TREASURY STRIP	03/28/2013	44,327.00	.000	02/15/2038	100,000.00	3.754	6807
912833Z60	220889	2000	US TREASURY STRIP	02/13/2015	22,053.20	.000	02/15/2038	40,000.00	2.740	6807
912833Z60	222344	2000	US TREASURY STRIP	04/30/2015	21,802.40	.000	02/15/2038	40,000.00	2.793	6807
912833Z60	225742	2000	USTREASURYSTRIP	03/17/2016	22,407.20	.000	02/15/2038	40,000.00	2.667	6807
912833Z60	230032	2000	S 0 02-15-38	03/24/2017	210,184.00	.000	02/15/2038	400,000.00	3.103	6807
912833Z60	230344	2000	S 0 02-15-38	04/17/2017	21,778.00	.000	02/15/2038	40,000.00	2.940	6807
912833Z60	235211	2000	S 0 02-15-38	02/15/2018	21,620.40	.000	02/15/2038	40,000.00	3.100	6807
912833Z60	235381	2000	S 0 02-15-38	03/01/2018	21,646.00	.000	02/15/2038	40,000.00	3.100	6807
912833Z60	235406	2000	S 0 02-15-38	03/01/2018	21,519.20	.000	02/15/2038	40,000.00	3.130	6807
912833Z60	235466	2000	S 0 02-15-38	03/05/2018	107,420.00	.000	02/15/2038	200,000.00	3.140	6807
912833Z60	235539	2000	S 0 02-15-38	03/08/2018	21,632.00	.000	02/15/2038	40,000.00	3.106	6807
912833Z60	236296	2000	S 0 02-15-38	04/26/2018	21,580.40	.000	02/15/2038	40,000.00	3.140	6807
912834AE8	197123	2000	US TREASURY STRIP	05/11/2010	86,531.29	.000	05/15/2038	306,000.00	4.560	6896
912834AE8	197214	2000	US TREASURY STRIP	05/14/2010	6,861.25	.000	05/15/2038	25,000.00	4.671	6896
912834AE8	198721	2000	US TREASURY STRIP	07/13/2010	30,580.00	.000	05/15/2038	100,000.00	4.301	6896
912834AE8	227514	2000	US TREASURY STRI ZERO-% 5	07/29/2016	24,828.40	.000	05/15/2038	40,000.00	2.200	6896



Run Date: 7/2/2019 7:43:02 AM

Investments Outstanding As Of Date: 6/28/2019

INVENTORY BY MATURITY REPORT

CUSIP	Investment #	Fund	Issuer	Purchase Date	Current Book	Current Rate	Maturity Date	Current Par	YTM	Days to Maturity
912834AE8	231296	2000	S 0 05-15-38	05/11/2017	21,290.40	.000	05/15/2038	40,000.00	3.024	6896
912834AE8	231598	2000	S 0 05-15-38	06/02/2017	21,972.40	.000	05/15/2038	40,000.00	2.880	6896
912834AE8	237021	2000	S 0 05-15-38	06/14/2018	21,632.00	.000	05/15/2038	40,000.00	3.110	6896
912834AE8	237328	2000	S 0 05-15-38	07/06/2018	22,210.00	.000	05/15/2038	40,000.00	2.985	6896
912834AE8	237396	2000	S 0 05-15-38	07/12/2018	22,275.60	.000	05/15/2038	40,000.00	2.972	6896
912834AE8	241271	2000	S 0 05-15-38	05/09/2019	23,440.80	.000	05/15/2038	40,000.00	2.830	6896
912834AE8	241695	2000	S 0 05-15-38	06/21/2019	25,314.80	.000	05/15/2038	40,000.00	2.435	6896
912834AT5	218854	2000	US TREASURY STRIP	08/28/2014	185,600.00	.000	08/15/2038	400,000.00	3.230	6988
912834AT5	219283	2000	US TREASURY STRIP	10/17/2014	19,444.80	.000	08/15/2038	40,000.00	3.050	6988
912834AT5	224470	2000	USTREASURYSTRIP	10/22/2015	51,788.00	.000	08/15/2038	100,000.00	2.905	6988
912834AT5	224562	2000	USTREASURYSTRIP	10/29/2015	20,889.60	.000	08/15/2038	40,000.00	2.870	6988
912834AT5	234145	2000	S 0 08-15-38	10/26/2017	22,155.60	.000	08/15/2038	40,000.00	2.860	6988
912834AT5	237910	2000	S 0 08-15-38	08/23/2018	22,152.00	.000	08/15/2038	40,000.00	2.980	6988
912834AT5	238224	2000	S 0 08-15-38	09/13/2018	21,715.20	.000	08/15/2038	40,000.00	3.090	6988
912834AT5	238675	2000	S 0 08-15-38	10/25/2018	205,900.00	.000	08/15/2038	400,000.00	3.381	6988
912834DU9	220490	2000	US TREASURY STRIP	01/26/2015	22,891.20	.000	11/15/2038	40,000.00	2.359	7080
912834DU9	229117	2000	S 0 11-15-38	01/12/2017	10,392.60	.000	11/15/2038	20,000.00	3.020	7080
912834DU9	229139	2000	S 0 11-15-38	01/12/2017	10,392.60	.000	11/15/2038	20,000.00	3.020	7080
912834DU9	229405	2000	S 0 11-15-38	02/02/2017	20,379.60	.000	11/15/2038	40,000.00	3.120	7080
912834DU9	234945	2000	S 0 11-15-38	01/25/2018	21,974.80	.000	11/15/2038	40,000.00	2.900	7080
912834DU9	235073	2000	S 0 11-15-38	02/02/2018	21,764.80	.000	11/15/2038	40,000.00	2.950	7080
912834AU2	213376	2000	US TREASURY STRIP	03/28/2013	42,661.00	.000	02/15/2039	100,000.00	3.318	7172
912834AU2	220891	2000	US TREASURY STRIP	02/13/2015	21,312.40	.000	02/15/2039	40,000.00	2.640	7172
912834AU2	222346	2000	US TREASURY STRIP	04/30/2015	21,130.00	.000	02/15/2039	40,000.00	2.700	7172
912834AU2	225744	2000	USTREASURYSTRIP	03/17/2016	21,668.80	.000	02/15/2039	40,000.00	2.693	7172
912834AU2	230033	2000	S 0 02-15-39	03/24/2017	202,780.00	.000	02/15/2039	400,000.00	3.127	7172
912834AU2	230345	2000	S 0 02-15-39	04/17/2017	21,015.20	.000	02/15/2039	40,000.00	2.970	7172
912834AU2	235212	2000	S 0 02-15-39	02/15/2018	20,922.00	.000	02/15/2039	40,000.00	3.110	7172
912834AU2	235382	2000	S 0 02-15-39	03/01/2018	20,947.20	.000	02/15/2039	40,000.00	3.110	7172
912834AU2	235407	2000	S 0 02-15-39	03/01/2018	20,831.20	.000	02/15/2039	40,000.00	3.137	7172
912834AU2	235467	2000	S 0 02-15-39	03/05/2018	103,910.00	.000	02/15/2039	200,000.00	3.150	7172
912834AU2	235540	2000	S 0 02-15-39	03/08/2018	20,950.00	.000	02/15/2039	40,000.00	3.112	7172
912834AU2	236297	2000	S 0 02-15-39	04/26/2018	20,961.20	.000	02/15/2039	40,000.00	3.130	7172



Run Date: 7/2/2019 7:43:02 AM

Investments Outstanding As Of Date: 6/28/2019

INVENTORY BY MATURITY REPORT

CUSIP	Investment #	Fund	Issuer	Purchase Date	Current Book	Current Rate	Maturity Date	Current Par	YTM	Days to Maturity
912834DV7	197124	2000	US TREASURY STRIP	05/11/2010	82,568.59	.000	05/15/2039	306,000.00	4.567	7261
912834DV7	197215	2000	US TREASURY STRIP	05/14/2010	6,511.00	.000	05/15/2039	25,000.00	4.693	7261
912834DV7	198722	2000	US TREASURY STRIP	07/13/2010	29,132.00	.000	05/15/2039	100,000.00	4.323	7261
912834DV7	227515	2000	US TREASURY STRI ZERO-% 5	07/29/2016	24,072.80	.000	05/15/2039	40,000.00	2.240	7261
912834DV7	231297	2000	S 0 05-15-39	05/11/2017	20,460.40	.000	05/15/2039	40,000.00	3.069	7261
912834DV7	231600	2000	S 0 05-15-39	06/02/2017	21,146.00	.000	05/15/2039	40,000.00	2.925	7261
912834DV7	237020	2000	S 0 05-15-39	06/14/2018	20,974.80	.000	05/15/2039	40,000.00	3.110	7261
912834DV7	237329	2000	S 0 05-15-39	07/06/2018	21,562.40	.000	05/15/2039	40,000.00	2.984	7261
912834DV7	237395	2000	S 0 05-15-39	07/12/2018	21,642.00	.000	05/15/2039	40,000.00	2.969	7261
912834DV7	241272	2000	S 0 05-15-39	05/09/2019	22,746.40	.000	05/15/2039	40,000.00	2.840	7261
912834DV7	241696	2000	S 0 05-15-39	06/21/2019	24,560.00	.000	05/15/2039	40,000.00	2.466	7261
912834EP9	224471	2000	USTREASURYSTRI	10/22/2015	49,554.00	.000	08/15/2039	100,000.00	2.970	7353
912834EP9	224563	2000	USTREASURYSTRI	10/29/2015	20,080.40	.000	08/15/2039	40,000.00	2.917	7353
912834EP9	234146	2000	S 0 08-15-39	10/26/2017	21,442.80	.000	08/15/2039	40,000.00	2.880	7353
912834EP9	237911	2000	S 0 08-15-39	08/23/2018	21,506.00	.000	08/15/2039	40,000.00	2.980	7353
912834EP9	238225	2000	S 0 08-15-39	09/13/2018	21,016.40	.000	08/15/2039	40,000.00	3.100	7353
912834EP9	238674	2000	S 0 08-15-39	10/25/2018	198,580.00	.000	08/15/2039	400,000.00	3.394	7353
912834EV6	220491	2000	US TREASURY STRIP	01/26/2015	22,117.20	.000	11/15/2039	40,000.00	2.403	7445
912834EV6	229120	2000	S 0 11-15-39	01/12/2017	10,018.00	.000	11/15/2039	20,000.00	3.050	7445
912834EV6	229140	2000	S 0 11-15-39	01/12/2017	10,018.00	.000	11/15/2039	20,000.00	3.050	7445
912834EV6	229406	2000	S 0 11-15-39	02/02/2017	19,626.00	.000	11/15/2039	40,000.00	3.150	7445
912834EV6	234946	2000	S 0 11-15-39	01/25/2018	21,397.20	.000	11/15/2039	40,000.00	2.890	7445
912834EV6	235074	2000	S 0 11-15-39	02/02/2018	21,182.00	.000	11/15/2039	40,000.00	2.940	7445
912834FB9	213377	2000	US TREASURY STRIP	03/28/2013	41,063.00	.000	02/15/2040	100,000.00	3.338	7537
912834FB9	225747	2000	USTREASURYSTRI	03/17/2016	20,918.00	.000	02/15/2040	40,000.00	2.729	7537
912834FB9	230034	2000	S 0 02-15-40	03/24/2017	195,152.00	.000	02/15/2040	400,000.00	3.159	7537
912834FB9	230346	2000	S 0 02-15-40	04/17/2017	20,176.40	.000	02/15/2040	40,000.00	3.020	7537
912834FB9	235213	2000	S 0 02-15-40	02/15/2018	20,286.40	.000	02/15/2040	40,000.00	3.110	7537
912834FB9	235383	2000	S 0 02-15-40	03/01/2018	20,310.40	.000	02/15/2040	40,000.00	3.110	7537
912834FB9	235408	2000	S 0 02-15-40	03/01/2018	20,179.60	.000	02/15/2040	40,000.00	3.140	7537
912834FB9	235468	2000	S 0 02-15-40	03/05/2018	100,930.00	.000	02/15/2040	200,000.00	3.140	7537
912834FB9	235541	2000	S 0 02-15-40	03/08/2018	20,308.40	.000	02/15/2040	40,000.00	3.113	7537
912834FB9	236298	2000	S 0 02-15-40	04/26/2018	20,320.40	.000	02/15/2040	40,000.00	3.130	7537



Run Date: 7/2/2019 7:43:02 AM

Investments Outstanding As Of Date: 6/28/2019

INVENTORY BY MATURITY REPORT

CUSIP	Investment #	Fund	Issuer	Purchase Date	Current Book	Current Rate	Maturity Date	Current Par	YTM	Days to Maturity
912834HV3	227516	2000	US TREASURY STRI ZERO-% 5	07/29/2016	23,294.40	.000	05/15/2040	40,000.00	2.285	7627
912834HV3	231299	2000	S 0 05-15-40	05/11/2017	19,676.40	.000	05/15/2040	40,000.00	3.107	7627
912834HV3	231602	2000	S 0 05-15-40	06/02/2017	20,356.00	.000	05/15/2040	40,000.00	2.965	7627
912834HV3	237019	2000	S 0 05-15-40	06/14/2018	20,337.20	.000	05/15/2040	40,000.00	3.110	7627
912834HV3	237330	2000	S 0 05-15-40	07/06/2018	20,887.60	.000	05/15/2040	40,000.00	2.995	7627
912834HV3	237394	2000	S 0 05-15-40	07/12/2018	20,969.20	.000	05/15/2040	40,000.00	2.979	7627
912834HV3	241273	2000	S 0 05-15-40	05/09/2019	22,022.40	.000	05/15/2040	40,000.00	2.860	7627
912834HV3	241697	2000	S 0 05-15-40	06/21/2019	23,787.60	.000	05/15/2040	40,000.00	2.502	7627
912834JB5	224472	2000	USTREASURYSTRIP	10/22/2015	47,298.00	.000	08/15/2040	100,000.00	3.040	7719
912834JB5	234147	2000	S 0 08-15-40	10/26/2017	20,698.40	.000	08/15/2040	40,000.00	2.910	7719
912834JB5	237912	2000	S 0 08-15-40	08/23/2018	20,834.00	.000	08/15/2040	40,000.00	2.990	7719
912834JB5	238226	2000	S 0 08-15-40	09/13/2018	20,344.40	.000	08/15/2040	40,000.00	3.108	7719
912834JB5	238673	2000	S 0 08-15-40	10/25/2018	191,596.00	.000	08/15/2040	400,000.00	3.404	7719
912834JH2	229122	2000	S 0 11-15-40	01/12/2017	9,673.80	.000	11/15/2040	20,000.00	3.070	7811
912834JH2	229141	2000	S 0 11-15-40	01/12/2017	9,673.80	.000	11/15/2040	20,000.00	3.070	7811
912834JH2	229407	2000	S 0 11-15-40	02/02/2017	18,800.40	.000	11/15/2040	40,000.00	3.200	7811
912834JH2	234947	2000	S 0 11-15-40	01/25/2018	20,652.00	.000	11/15/2040	40,000.00	2.920	7811
912834JH2	235075	2000	S 0 11-15-40	02/02/2018	20,434.80	.000	11/15/2040	40,000.00	2.970	7811
912834JP4	213378	2000	US TREASURY STRIP	03/28/2013	39,487.00	.000	02/15/2041	100,000.00	3.360	7903
912834JP4	230035	2000	S 0 02-15-41	03/24/2017	186,620.00	.000	02/15/2041	400,000.00	3.216	7903
912834JP4	230347	2000	S 0 02-15-41	04/17/2017	19,466.00	.000	02/15/2041	40,000.00	3.045	7903
912834JP4	235214	2000	S 0 02-15-41	02/15/2018	19,580.80	.000	02/15/2041	40,000.00	3.130	7903
912834JP4	235384	2000	S 0 02-15-41	03/01/2018	19,560.00	.000	02/15/2041	40,000.00	3.140	7903
912834JP4	235409	2000	S 0 02-15-41	03/01/2018	19,459.20	.000	02/15/2041	40,000.00	3.163	7903
912834JP4	235469	2000	S 0 02-15-41	03/05/2018	97,284.00	.000	02/15/2041	200,000.00	3.165	7903
912834JP4	235542	2000	S 0 02-15-41	03/08/2018	19,606.80	.000	02/15/2041	40,000.00	3.132	7903
912834JP4	236299	2000	S 0 02-15-41	04/26/2018	19,654.80	.000	02/15/2041	40,000.00	3.140	7903
912834KHO	231301	2000	S 0 05-15-41	05/11/2017	18,953.20	.000	05/15/2041	40,000.00	3.135	7992
912834KHO	231603	2000	S 0 05-15-41	06/02/2017	19,649.20	.000	05/15/2041	40,000.00	2.990	7992
912834KHO	237018	2000	S 0 05-15-41	06/14/2018	19,674.80	.000	05/15/2041	40,000.00	3.120	7992
912834KHO	237331	2000	S 0 05-15-41	07/06/2018	20,248.80	.000	05/15/2041	40,000.00	3.001	7992
912834KHO	237393	2000	S 0 05-15-41	07/12/2018	20,308.40	.000	05/15/2041	40,000.00	2.990	7992
912834KHO	241274	2000	S 0 05-15-41	05/09/2019	21,266.80	.000	05/15/2041	40,000.00	2.890	7992



Run Date: 7/2/2019 7:43:02 AM

Investments Outstanding As Of Date: 6/28/2019

INVENTORY BY MATURITY REPORT

CUSIP	Investment #	Fund	Issuer	Purchase Date	Current Book	Current Rate	Maturity Date	Current Par	YTM	Days to Maturity
912834KH0	241698	2000	S 0 05-15-41	06/21/2019	23,033.60	.000	05/15/2041	40,000.00	2.536	7992
912834KP2	224473	2000	USTREASURYSTRIP	10/22/2015	45,776.00	.000	08/15/2041	100,000.00	3.050	8084
912834KP2	234148	2000	S 0 08-15-41	10/26/2017	19,968.00	.000	08/15/2041	40,000.00	2.940	8084
912834KP2	237913	2000	S 0 08-15-41	08/23/2018	20,179.20	.000	08/15/2041	40,000.00	3.000	8084
912834KP2	238227	2000	S 0 08-15-41	09/13/2018	20,219.60	.000	08/15/2041	40,000.00	2.999	8084
912834KP2	238672	2000	S 0 08-15-41	10/25/2018	185,124.00	.000	08/15/2041	400,000.00	3.407	8084
912834KV9	229124	2000	S 0 11-15-41	01/12/2017	9,337.60	.000	11/15/2041	20,000.00	3.090	8176
912834KV9	229142	2000	S 0 11-15-41	01/12/2017	9,337.60	.000	11/15/2041	20,000.00	3.090	8176
912834KV9	234948	2000	S 0 11-15-41	01/25/2018	19,968.00	.000	11/15/2041	40,000.00	2.940	8176
912834KV9	235076	2000	S 0 11-15-41	02/02/2018	19,794.80	.000	11/15/2041	40,000.00	2.980	8176
912834LB2	213379	2000	US TREASURY STRIP	03/28/2013	37,911.00	.000	02/15/2042	100,000.00	3.386	8268
912834LB2	235215	2000	S 0 02-15-42	02/15/2018	18,937.20	.000	02/15/2042	40,000.00	3.140	8268
912834LB2	235385	2000	S 0 02-15-42	03/01/2018	18,915.60	.000	02/15/2042	40,000.00	3.150	8268
912834LB2	235410	2000	S 0 02-15-42	03/01/2018	18,796.40	.000	02/15/2042	40,000.00	3.177	8268
912834LB2	235470	2000	S 0 02-15-42	03/05/2018	94,054.00	.000	02/15/2042	200,000.00	3.175	8268
912834LB2	235543	2000	S 0 02-15-42	03/08/2018	18,957.20	.000	02/15/2042	40,000.00	3.143	8268
912834LB2	236300	2000	S 0 02-15-42	04/26/2018	19,007.20	.000	02/15/2042	40,000.00	3.150	8268
912834LK2	237017	2000	S 0 05-15-42	06/14/2018	19,030.40	.000	05/15/2042	40,000.00	3.130	8357
912834LK2	237332	2000	S 0 05-15-42	07/06/2018	19,618.40	.000	05/15/2042	40,000.00	3.008	8357
912834LK2	237392	2000	S 0 05-15-42	07/12/2018	20,046.60	.000	05/15/2042	40,000.00	2.919	8357
912834LK2	241275	2000	S 0 05-15-42	05/09/2019	20,478.80	.000	05/15/2042	40,000.00	2.930	8357
912834LK2	241699	2000	S 0 05-15-42	06/21/2019	22,278.40	.000	05/15/2042	40,000.00	2.572	8357
912834LR7	224474	2000	USTREASURYSTRIP	10/22/2015	44,118.00	.000	08/15/2042	100,000.00	3.075	8449
912834LR7	237914	2000	S 0 08-15-42	08/23/2018	19,587.20	.000	08/15/2042	40,000.00	3.000	8449
912834LR7	238228	2000	S 0 08-15-42	09/13/2018	19,073.60	.000	08/15/2042	40,000.00	3.120	8449
912834LR7	238671	2000	S 0 08-15-42	10/25/2018	178,972.00	.000	08/15/2042	400,000.00	3.407	8449
912834LX4	234949	2000	S 0 11-15-42	01/25/2018	19,346.40	.000	11/15/2042	40,000.00	2.950	8541
912834LX4	235055	2000	S 0 11-15-42	02/02/2018	19,124.00	.000	11/15/2042	40,000.00	3.000	8541
912834MM7	241276	2000	S 0 05-15-43	05/09/2019	19,844.40	.000	05/15/2043	40,000.00	2.940	8722
912834MM7	241700	2000	S 0 05-15-43	06/21/2019	21,588.80	.000	05/15/2043	40,000.00	2.597	8722
912834MT2	224475	2000	USTREASURYSTRIP	10/22/2015	43,087.00	.000	08/15/2043	100,000.00	3.050	8814
912834NV6	224476	2000	USTREASURYSTRIP	10/22/2015	41,506.00	.000	08/15/2044	100,000.00	3.075	9180





# Ratification Report

From Date: 6/3/2019 To Date: 6/28/2019

Date Basis: Settlement

Run: 07/02/2019 07:43:39 AM

By: Troy Quinlin

State of Ohio - Prod

Inv. No.	Description	CUSIP	Fund	Maturity	Settle	TXN Type	Coupon	Yield	Par Value	Book Value	Purchase Interest	Settlement
<b>Fund: 1000 REG INVESTMENT ACCT-REG</b>												
241537	NATXNY 0 06-07-19	63873KT72	1000	06/07/19	06/04/19	PURC	.000	2.350	50,000,000.00	49,990,208.33	0.00	-49,990,208.33
241538	NATXNY 0 06-07-19	63873KT72	1000	06/07/19	06/04/19	PURC	.000	2.350	50,000,000.00	49,990,208.33	0.00	-49,990,208.33
241539	NATXNY 0 06-07-19	63873KT72	1000	06/07/19	06/04/19	PURC	.000	2.350	50,000,000.00	49,990,208.33	0.00	-49,990,208.33
241540	NATXNY 0 06-07-19	63873KT72	1000	06/07/19	06/04/19	PURC	.000	2.350	50,000,000.00	49,990,208.34	0.00	-49,990,208.34
241562	PRU 0 06-07-19	74433HT79	1000	06/07/19	06/06/19	PURC	.000	2.350	50,000,000.00	49,996,736.11	0.00	-49,996,736.11
241563	PRU 0 06-07-19	74433HT79	1000	06/07/19	06/06/19	PURC	.000	2.350	50,000,000.00	49,996,736.11	0.00	-49,996,736.11
241564	PRU 0 06-07-19	74433HT79	1000	06/07/19	06/06/19	PURC	.000	2.350	50,000,000.00	49,996,736.11	0.00	-49,996,736.11
241565	PRU 0 06-07-19	74433HT79	1000	06/07/19	06/06/19	PURC	.000	2.350	25,000,000.00	24,998,368.06	0.00	-24,998,368.06
241591	PRU 0 06-13-19	74433HTD6	1000	06/13/19	06/11/19	PURC	.000	2.350	50,000,000.00	49,993,472.22	0.00	-49,993,472.22
241592	PRU 0 06-13-19	74433HTD6	1000	06/13/19	06/11/19	PURC	.000	2.350	50,000,000.00	49,993,472.22	0.00	-49,993,472.22
241653	NATXNY 0 06-21-19	63873KTM9	1000	06/21/19	06/17/19	PURC	.000	2.351	50,000,000.00	49,986,944.44	0.00	-49,986,944.44
241654	NATXNY 0 06-21-19	63873KTM9	1000	06/21/19	06/17/19	PURC	.000	2.351	50,000,000.00	49,986,944.44	0.00	-49,986,944.44
241655	NATXNY 0 06-21-19	63873KTM9	1000	06/21/19	06/17/19	PURC	.000	2.351	25,000,000.00	24,993,472.23	0.00	-24,993,472.23
241663	PRU 0 06-19-19	74433HTK0	1000	06/19/19	06/18/19	PURC	.000	2.350	50,000,000.00	49,996,736.11	0.00	-49,996,736.11
241664	PRU 0 06-19-19	74433HTK0	1000	06/19/19	06/18/19	PURC	.000	2.350	50,000,000.00	49,996,736.11	0.00	-49,996,736.11
241665	NATXNY 0 06-20-19	63873KTL1	1000	06/20/19	06/18/19	PURC	.000	2.350	50,000,000.00	49,993,472.22	0.00	-49,993,472.22
241666	NATXNY 0 06-20-19	63873KTL1	1000	06/20/19	06/18/19	PURC	.000	2.350	50,000,000.00	49,993,472.22	0.00	-49,993,472.22
241667	PRU 0 06-20-19	74433HTL8	1000	06/20/19	06/18/19	PURC	.000	2.350	50,000,000.00	49,993,472.22	0.00	-49,993,472.22
241668	PRU 0 06-20-19	74433HTL8	1000	06/20/19	06/18/19	PURC	.000	2.350	50,000,000.00	49,993,472.22	0.00	-49,993,472.22
241716	NATXNY 0 06-20-19	63873KTL1	1000	06/20/19	06/19/19	PURC	.000	2.350	50,000,000.00	49,996,736.11	0.00	-49,996,736.11
241717	NATXNY 0 06-20-19	63873KTL1	1000	06/20/19	06/19/19	PURC	.000	2.350	50,000,000.00	49,996,736.11	0.00	-49,996,736.11
241718	NATXNY 0 06-20-19	63873KTL1	1000	06/20/19	06/19/19	PURC	.000	2.350	25,000,000.00	24,998,368.06	0.00	-24,998,368.06
241731	NATXNY 0 06-21-19	63873KTM9	1000	06/21/19	06/20/19	PURC	.000	2.350	50,000,000.00	49,996,736.11	0.00	-49,996,736.11
241732	NATXNY 0 06-21-19	63873KTM9	1000	06/21/19	06/20/19	PURC	.000	2.350	50,000,000.00	49,996,736.11	0.00	-49,996,736.11
241733	NATXNY 0 06-21-19	63873KTM9	1000	06/21/19	06/20/19	PURC	.000	2.350	50,000,000.00	49,996,736.11	0.00	-49,996,736.11
241734	NATXNY 0 06-21-19	63873KTM9	1000	06/21/19	06/20/19	PURC	.000	2.350	50,000,000.00	49,996,736.11	0.00	-49,996,736.11
241735	NATXNY 0 06-21-19	63873KTM9	1000	06/21/19	06/20/19	PURC	.000	2.350	50,000,000.00	49,996,736.11	0.00	-49,996,736.11
241736	NATXNY 0 06-21-19	63873KTM9	1000	06/21/19	06/20/19	PURC	.000	2.350	50,000,000.00	49,996,736.12	0.00	-49,996,736.12
241770	NATXNY 0 06-25-19	63873KTR8	1000	06/25/19	06/24/19	PURC	.000	2.350	50,000,000.00	49,996,736.11	0.00	-49,996,736.11
241771	NATXNY 0 06-25-19	63873KTR8	1000	06/25/19	06/24/19	PURC	.000	2.350	50,000,000.00	49,996,736.11	0.00	-49,996,736.11
241772	NATXNY 0 06-25-19	63873KTR8	1000	06/25/19	06/24/19	PURC	.000	2.350	50,000,000.00	49,996,736.11	0.00	-49,996,736.11
241773	NATXNY 0 06-25-19	63873KTR8	1000	06/25/19	06/24/19	PURC	.000	2.350	50,000,000.00	49,996,736.11	0.00	-49,996,736.11
241781	NATXNY 0 06-27-19	63873KTT4	1000	06/27/19	06/25/19	PURC	.000	2.350	50,000,000.00	49,993,472.22	0.00	-49,993,472.22
241804	NATXNY 0 06-27-19	63873KTT4	1000	06/27/19	06/26/19	PURC	.000	2.350	50,000,000.00	49,996,736.11	0.00	-49,996,736.11
241805	NATXNY 0 06-27-19	63873KTT4	1000	06/27/19	06/26/19	PURC	.000	2.350	50,000,000.00	49,996,736.11	0.00	-49,996,736.11
241806	NATXNY 0 06-27-19	63873KTT4	1000	06/27/19	06/26/19	PURC	.000	2.350	50,000,000.00	49,996,736.11	0.00	-49,996,736.11



# Ratification Report

From Date: 6/3/2019 To Date: 6/28/2019

Date Basis: Settlement

Run: 07/02/2019 07:43:39 AM

By: Troy Quinlin

State of Ohio - Prod

Inv. No.	Description	CUSIP	Fund	Maturity	Settle	TXN Type	Coupon	Yield	Par Value	Book Value	Purchase Interest	Settlement
241807	NATXNY 0 06-27-19	63873KTT4	1000	06/27/19	06/26/19	PURC	.000	2.350	50,000,000.00	49,996,736.11	0.00	-49,996,736.11
241808	PRU 0 06-27-19	74433HTT1	1000	06/27/19	06/26/19	PURC	.000	2.350	50,000,000.00	49,996,736.11	0.00	-49,996,736.11
241809	PRU 0 06-27-19	74433HTT1	1000	06/27/19	06/26/19	PURC	.000	2.350	50,000,000.00	49,996,736.11	0.00	-49,996,736.11
241821	NATXNY 0 06-28-19	63873KTU1	1000	06/28/19	06/27/19	PURC	.000	2.350	50,000,000.00	49,996,736.11	0.00	-49,996,736.11
241822	NATXNY 0 06-28-19	63873KTU1	1000	06/28/19	06/27/19	PURC	.000	2.350	50,000,000.00	49,996,736.11	0.00	-49,996,736.11
241823	NATXNY 0 06-28-19	63873KTU1	1000	06/28/19	06/27/19	PURC	.000	2.350	25,000,000.00	24,998,368.06	0.00	-24,998,368.06
PURC							.000	2.350	2,000,000,000.00	1,999,796,006.92	0.00	-1,999,796,006.92
Inv Type: 5110 CP-DISC-US-ACT/360-ZERO-Z							.000	2.350	2,000,000,000.00	1,999,796,006.92	0.00	-1,999,796,006.92
184539	GOLDMAN SACHS FI	38141W273	1000	06/29/19	06/05/19	PURC	2.302	2.302	125,000,000.00	125,000,000.00	0.00	-125,000,000.00
184539	GOLDMAN SACHS FI	38141W273	1000	06/29/19	06/11/19	PURC	2.302	2.302	50,000,000.00	50,000,000.00	0.00	-50,000,000.00
184539	GOLDMAN SACHS FI	38141W273	1000	06/29/19	06/17/19	PURC	2.302	2.302	50,000,000.00	50,000,000.00	0.00	-50,000,000.00
184539	GOLDMAN SACHS FI	38141W273	1000	06/29/19	06/20/19	PURC	2.302	2.302	100,000,000.00	100,000,000.00	0.00	-100,000,000.00
PURC							2.302	2.302	325,000,000.00	325,000,000.00	0.00	-325,000,000.00
Inv Type: 5646 MONEY MARKET FUND - CASH ACCT							2.302	2.302	325,000,000.00	325,000,000.00	0.00	-325,000,000.00
193190	NOW ACCT-SWEEP ACCT	NOWSW3006	1000	06/29/19	06/03/19	PURC	.700	.700	31,767,149.07	31,767,149.07	0.00	-31,767,149.07
193190	NOW ACCT-SWEEP ACCT	NOWSW3006	1000	06/29/19	06/04/19	PURC	.700	.700	11,395,619.83	11,395,619.83	0.00	-11,395,619.83
193190	NOW ACCT-SWEEP ACCT	NOWSW3006	1000	06/29/19	06/06/19	PURC	.700	.700	43,095,925.74	43,095,925.74	0.00	-43,095,925.74
193190	NOW ACCT-SWEEP ACCT	NOWSW3006	1000	06/29/19	06/10/19	PURC	.700	.700	24,924,985.12	24,924,985.12	0.00	-24,924,985.12
193190	NOW ACCT-SWEEP ACCT	NOWSW3006	1000	06/29/19	06/12/19	PURC	.700	.700	37,558,751.95	37,558,751.95	0.00	-37,558,751.95
193190	NOW ACCT-SWEEP ACCT	NOWSW3006	1000	06/29/19	06/14/19	PURC	.700	.700	2,340,623.74	2,340,623.74	0.00	-2,340,623.74
193190	NOW ACCT-SWEEP ACCT	NOWSW3006	1000	06/29/19	06/17/19	PURC	.700	.700	2,072,063.26	2,072,063.26	0.00	-2,072,063.26
193190	NOW ACCT-SWEEP ACCT	NOWSW3006	1000	06/29/19	06/18/19	PURC	.700	.700	73,463,790.76	73,463,790.76	0.00	-73,463,790.76
193190	NOW ACCT-SWEEP ACCT	NOWSW3006	1000	06/29/19	06/24/19	PURC	.700	.700	11,699,322.52	11,699,322.52	0.00	-11,699,322.52
193190	NOW ACCT-SWEEP ACCT	NOWSW3006	1000	06/29/19	06/26/19	PURC	.700	.700	24,453,605.65	24,453,605.65	0.00	-24,453,605.65
PURC							.700	.700	262,771,837.64	262,771,837.64	0.00	-262,771,837.64
Inv Type: 5648 MONEY MARKET NOW - SWEEP ACCT							.700	.700	262,771,837.64	262,771,837.64	0.00	-262,771,837.64
241531	HSBC SECURITIES US	HR6031911	1000	06/04/19	06/03/19	PURC	2.380	2.380	200,000,000.00	200,000,000.00	0.00	-200,000,000.00
241534	HSBC SECURITIES US	HR6041910	1000	06/05/19	06/04/19	PURC	2.380	2.380	200,000,000.00	200,000,000.00	0.00	-200,000,000.00
241546	HSBC SECURITIES US	HR6051919	1000	06/06/19	06/05/19	PURC	2.380	2.380	200,000,000.00	200,000,000.00	0.00	-200,000,000.00



# Ratification Report

From Date: 6/3/2019 To Date: 6/28/2019

Date Basis: Settlement

Run: 07/02/2019 07:43:39 AM

By: Troy Quinlin

State of Ohio - Prod

Inv. No.	Description	CUSIP	Fund	Maturity	Settle	TXN Type	Coupon	Yield	Par Value	Book Value	Purchase Interest	Settlement
241557	HSBC SECURITIES US	HR6061918	1000	06/13/19	06/06/19	PURC	2.400	2.400	200,000,000.00	200,000,000.00	0.00	-200,000,000.00
241629	HSBC SECURITIES US	HR6131919	1000	06/20/19	06/13/19	PURC	2.380	2.380	200,000,000.00	200,000,000.00	0.00	-200,000,000.00
241725	HSBC SECURITIES US	HR6201910	1000	06/27/19	06/20/19	PURC	2.360	2.360	200,000,000.00	200,000,000.00	0.00	-200,000,000.00
241813	HSBC SECURITIES US	HR6271913	1000	07/05/19	06/27/19	PURC	2.550	2.550	200,000,000.00	200,000,000.00	0.00	-200,000,000.00
PURC							2.404	2.404	1,400,000,000.00	1,400,000,000.00	0.00	-1,400,000,000.00
Inv Type: 5771 REPURCHASE AGREEMENT (TRI -PART							2.404	2.404	1,400,000,000.00	1,400,000,000.00	0.00	-1,400,000,000.00
154433	STAR OHIO 10010	10010	1000	06/29/19	06/04/19	PURC	2.512	2.512	49,217,686.47	49,217,686.47	0.00	-49,217,686.47
154433	STAR OHIO 10010	10010	1000	06/29/19	06/27/19	PURC	2.457	2.457	50,000,000.00	50,000,000.00	0.00	-50,000,000.00
PURC							2.484	2.484	99,217,686.47	99,217,686.47	0.00	-99,217,686.47
Inv Type: 5791 STAR OHIO - CASH ACCT							2.484	2.484	99,217,686.47	99,217,686.47	0.00	-99,217,686.47
241572	B 0 06-18-19	912796VG1	1000	06/18/19	06/07/19	PURC	.000	2.256	50,000,000.00	49,965,563.89	0.00	-49,965,563.89
241573	B 0 06-18-19	912796VG1	1000	06/18/19	06/07/19	PURC	.000	2.256	50,000,000.00	49,965,563.89	0.00	-49,965,563.89
241751	B 01-30-20	912796RY7	1000	01/30/20	06/21/19	PURC	.000	1.907	50,000,000.00	49,416,173.61	0.00	-49,416,173.61
241764	B 12-12-19	912796SW0	1000	12/12/19	06/24/19	PURC	.000	1.999	50,000,000.00	49,529,750.00	0.00	-49,529,750.00
241765	B 12-12-19	912796SW0	1000	12/12/19	06/24/19	PURC	.000	1.999	50,000,000.00	49,529,750.00	0.00	-49,529,750.00
241766	B 10-03-19	912796SL4	1000	10/03/19	06/24/19	PURC	.000	2.057	50,000,000.00	49,713,132.00	0.00	-49,713,132.00
241767	B 10-03-19	912796SL4	1000	10/03/19	06/24/19	PURC	.000	2.057	50,000,000.00	49,713,132.00	0.00	-49,713,132.00
241768	B 10-31-19	912796SQ3	1000	10/31/19	06/25/19	PURC	.000	1.989	50,000,000.00	49,648,888.89	0.00	-49,648,888.89
241769	B 10-31-19	912796SQ3	1000	10/31/19	06/25/19	PURC	.000	1.989	50,000,000.00	49,648,888.89	0.00	-49,648,888.89
241774	B 0 10-24-19	912796SP5	1000	10/24/19	06/25/19	PURC	.000	1.988	50,000,000.00	49,668,090.28	0.00	-49,668,090.28
241775	B 0 10-24-19	912796SP5	1000	10/24/19	06/25/19	PURC	.000	1.988	50,000,000.00	49,668,090.28	0.00	-49,668,090.28
241782	B 11-14-19	912796SS9	1000	11/14/19	06/26/19	PURC	.000	1.995	50,000,000.00	49,612,250.00	0.00	-49,612,250.00
241783	B 11-14-19	912796SS9	1000	11/14/19	06/26/19	PURC	.000	1.995	50,000,000.00	49,612,250.00	0.00	-49,612,250.00
241784	B 01-02-20	912796RT8	1000	01/02/20	06/26/19	PURC	.000	1.983	50,000,000.00	49,482,118.00	0.00	-49,482,118.00
241785	B 0 11-07-19	912796RM3	1000	11/07/19	06/26/19	PURC	.000	1.995	50,000,000.00	49,631,500.00	0.00	-49,631,500.00
241786	B 0 11-07-19	912796RM3	1000	11/07/19	06/26/19	PURC	.000	1.995	50,000,000.00	49,631,500.00	0.00	-49,631,500.00
241787	B 12-26-19	912796SY6	1000	12/26/19	06/27/19	PURC	.000	2.042	50,000,000.00	49,489,136.11	0.00	-49,489,136.11
241788	B 11-29-19	912796SU4	1000	11/29/19	06/26/19	PURC	.000	2.002	50,000,000.00	49,569,916.67	0.00	-49,569,916.67
241789	B 11-29-19	912796SU4	1000	11/29/19	06/26/19	PURC	.000	2.002	50,000,000.00	49,569,916.66	0.00	-49,569,916.66
241797	B 12-05-19	912796RN1	1000	12/05/19	06/27/19	PURC	.000	2.016	50,000,000.00	49,553,336.81	0.00	-49,553,336.81
241798	B 12-05-19	912796RN1	1000	12/05/19	06/27/19	PURC	.000	2.016	50,000,000.00	49,553,336.80	0.00	-49,553,336.80
241799	B 10-31-19	912796SQ3	1000	10/31/19	06/27/19	PURC	.000	2.004	50,000,000.00	49,651,750.00	0.00	-49,651,750.00
241801	B 10-31-19	912796SQ3	1000	10/31/19	06/27/19	PURC	.000	2.004	50,000,000.00	49,651,750.00	0.00	-49,651,750.00
241802	B 0 10-24-19	912796SP5	1000	10/24/19	06/27/19	PURC	.000	1.999	50,000,000.00	49,671,758.34	0.00	-49,671,758.34
241803	B 0 10-24-19	912796SP5	1000	10/24/19	06/27/19	PURC	.000	1.999	50,000,000.00	49,671,758.33	0.00	-49,671,758.33
241824	B 0 10-10-19	912796RF8	1000	10/10/19	06/27/19	PURC	.000	2.053	50,000,000.00	49,702,354.17	0.00	-49,702,354.17



# Ratification Report

From Date: 6/3/2019 To Date: 6/28/2019

Date Basis: Settlement

Run: 07/02/2019 07:43:39 AM

By: Troy Quinlin

State of Ohio - Prod

Inv. No.	Description	CUSIP	Fund	Maturity	Settle	TXN Type	Coupon	Yield	Par Value	Book Value	Purchase Interest	Settlement
241825	B 0 10-10-19	912796RF8	1000	10/10/19	06/27/19	PURC	.000	2.053	50,000,000.00	49,702,354.16	0.00	-49,702,354.16
241826	B 10-24-19	912796SP5	1000	10/24/19	06/28/19	PURC	.000	1.993	50,000,000.00	49,675,500.00	0.00	-49,675,500.00
241827	B 10-24-19	912796SP5	1000	10/24/19	06/28/19	PURC	.000	1.993	50,000,000.00	49,675,500.00	0.00	-49,675,500.00
241828	B 12-26-19	912796SY6	1000	12/26/19	06/28/19	PURC	.000	2.061	50,000,000.00	49,487,166.67	0.00	-49,487,166.67
241834	B 0 09-26-19	912796SK6	1000	09/26/19	06/28/19	PURC	.000	2.088	50,000,000.00	49,740,312.50	0.00	-49,740,312.50
PURC							.000	2.025	1,550,000,000.00	1,538,802,488.95	0.00	-1,538,802,488.95
Inv Type: 6000 GOVT-US-ACT/360-ZERO-Z							.000	2.025	1,550,000,000.00	1,538,802,488.95	0.00	-1,538,802,488.95
241829	T 1 7-8 12-31-19	9128283N8	1000	12/31/19	06/28/19	PURC	1.875	2.062	25,000,000.00	24,976,562.50	231,785.22	-25,208,347.72
PURC							1.875	2.062	25,000,000.00	24,976,562.50	231,785.22	-25,208,347.72
Inv Type: 6020 GOVT-US-ACT/ACT-FXD-S							1.875	2.062	25,000,000.00	24,976,562.50	231,785.22	-25,208,347.72
<b>Subtotal</b>							.811	2.196	5,661,989,524.11	5,650,564,582.48	231,785.22	-5,650,796,367.70
<b>Fund: 1010 REG INVESTMENT ACCT-CORE</b>												
241480	FFCB 2.3 06-07-23	3133EKNY8	1010	06/07/23	06/07/19	PURC	2.300	2.300	10,000,000.00	10,000,000.00	0.00	-10,000,000.00
241701	FFCB 2 05-16-23	3133EGAD7	1010	05/16/23	06/19/19	PURC	2.000	2.163	10,000,000.00	9,939,000.00	18,333.33	-9,957,333.33
PURC							2.150	2.232	20,000,000.00	19,939,000.00	18,333.33	-19,957,333.33
Inv Type: 5270 FFCB-GOVT-US-30/360-FXD-S							2.150	2.232	20,000,000.00	19,939,000.00	18,333.33	-19,957,333.33
241401	FHLB 2.55 03-03-23	3130AGHM0	1010	03/03/23	06/03/19	PURC	2.550	2.550	15,000,000.00	15,000,000.00	0.00	-15,000,000.00
PURC							2.550	2.550	15,000,000.00	15,000,000.00	0.00	-15,000,000.00
Inv Type: 5320 FHLB-GOVT-US-30/360-FXD-S							2.550	2.550	15,000,000.00	15,000,000.00	0.00	-15,000,000.00
241332	FHLMC 2.47 06-05-23	3134GTPE7	1010	06/05/23	06/05/19	PURC	2.470	2.470	15,000,000.00	15,000,000.00	0.00	-15,000,000.00
241479	FHLMC 2.6 09-05-23	3134GTSB0	1010	09/05/23	06/05/19	PURC	2.600	2.607	10,000,000.00	9,997,500.00	0.00	-9,997,500.00
241603	FHLMC 2.09 12-18-23	3134GTUU5	1010	12/18/23	06/18/19	PURC	2.090	2.090	15,000,000.00	15,000,000.00	0.00	-15,000,000.00
241605	FHLMC 2.23 03-28-24	3134GTUT8	1010	03/28/24	06/28/19	PURC	2.230	2.230	15,000,000.00	15,000,000.00	0.00	-15,000,000.00
241702	FHLMC 2 1-2 06-17-2	3134GTUJ0	1010	06/17/22	06/19/19	PURC	2.500	2.500	5,000,000.00	5,000,000.00	694.44	-5,000,694.44
241742	FHLMC 2.15 06-24-22	3134GTWC3	1010	06/24/22	06/24/19	PURC	2.150	2.150	2,500,000.00	2,500,000.00	0.00	-2,500,000.00
PURC							2.332	2.333	62,500,000.00	62,497,500.00	694.44	-62,498,194.44
Inv Type: 5370 FHLMC-GOVT-US-30/360-FXD-S							2.332	2.333	62,500,000.00	62,497,500.00	694.44	-62,498,194.44
<b>Subtotal</b>							2.328	2.345	97,500,000.00	97,436,500.00	19,027.77	-97,455,527.77
<b>Fund: 1020 REG INVESTMENT ACCT-LT TSY</b>												
207633	KEYBANK - INVESTMEN	MMNOW0170	1020	06/29/19	06/03/19	PURC	.000	1.450	8,333,328.21	8,333,328.21	0.00	-8,333,328.21
207633	KEYBANK - INVESTMEN	MMNOW0170	1020	06/29/19	06/06/19	PURC	.000	1.450	1,104.71	1,104.71	0.00	-1,104.71
207633	KEYBANK - INVESTMEN	MMNOW0170	1020	06/29/19	06/07/19	PURC	.000	1.450	15,001,323.37	15,001,323.37	0.00	-15,001,323.37



# Ratification Report

From Date: 6/3/2019 To Date: 6/28/2019

Date Basis: Settlement

Run: 07/02/2019 07:43:39 AM

By: Troy Quinlin

State of Ohio - Prod

Inv. No.	Description	CUSIP	Fund	Maturity	Settle	TXN Type	Coupon	Yield	Par Value	Book Value	Purchase Interest	Settlement
207633	KEYBANK - INVESTMEN	MMNOW0170	1020	06/29/19	06/11/19	PURC	.000	1.450	134,156.25	134,156.25	0.00	-134,156.25
207633	KEYBANK - INVESTMEN	MMNOW0170	1020	06/29/19	06/12/19	PURC	.000	1.450	91,000.00	91,000.00	0.00	-91,000.00
207633	KEYBANK - INVESTMEN	MMNOW0170	1020	06/29/19	06/17/19	PURC	.000	1.450	21,081,994.00	21,081,994.00	0.00	-21,081,994.00
207633	KEYBANK - INVESTMEN	MMNOW0170	1020	06/29/19	06/20/19	PURC	.000	1.450	10,183,133.54	10,183,133.54	0.00	-10,183,133.54
207633	KEYBANK - INVESTMEN	MMNOW0170	1020	06/29/19	06/21/19	PURC	.000	1.450	161,834.46	161,834.46	0.00	-161,834.46
207633	KEYBANK - INVESTMEN	MMNOW0170	1020	06/29/19	06/27/19	PURC	.000	1.450	122,000.00	122,000.00	0.00	-122,000.00
207633	KEYBANK - INVESTMEN	MMNOW0170	1020	06/29/19	06/28/19	PURC	.000	1.450	2,194,815.28	2,194,815.28	0.00	-2,194,815.28
<b>PURC</b>							<b>.000</b>	<b>1.450</b>	<b>57,304,689.82</b>	<b>57,304,689.82</b>	<b>0.00</b>	<b>-57,304,689.82</b>
Inv Type: 5644 MONEY MARKET NOW ACCT							.000	1.450	57,304,689.82	57,304,689.82	0.00	-57,304,689.82
241541	T 2 05-31-24	912828XT2	1020	05/31/24	06/06/19	PURC	2.000	1.899	15,000,000.00	15,071,484.38	4,918.03	-15,076,402.41
241544	T 1 5-8 10-31-23	912828T91	1020	10/31/23	06/05/19	PURC	1.625	1.883	10,000,000.00	9,891,406.25	15,896.74	-9,907,302.99
241545	T 1 5-8 10-31-23	912828T91	1020	10/31/23	06/05/19	PURC	1.625	1.889	10,000,000.00	9,889,062.50	15,896.74	-9,904,959.24
241556	T 2 04-30-24	912828X70	1020	04/30/24	06/06/19	PURC	2.000	1.859	20,000,000.00	20,131,250.00	40,217.39	-20,171,467.39
241723	T 2 05-31-24	912828XT2	1020	05/31/24	06/20/19	PURC	2.000	1.870	10,000,000.00	10,060,937.50	10,928.96	-10,071,866.46
<b>PURC</b>							<b>1.885</b>	<b>1.878</b>	<b>65,000,000.00</b>	<b>65,044,140.63</b>	<b>87,857.86</b>	<b>-65,131,998.49</b>
Inv Type: 6020 GOVT-US-ACT/ACT-FXD-S							1.885	1.878	65,000,000.00	65,044,140.63	87,857.86	-65,131,998.49
<b>Subtotal</b>							<b>1.002</b>	<b>1.678</b>	<b>122,304,689.82</b>	<b>122,348,830.45</b>	<b>87,857.86</b>	<b>-122,436,688.31</b>
<b>Fund: 1030 REG INVESTMENT ACCT-LT CORP</b>												
241515	AAPL 3.45 05-06-24	037833AS9	1030	05/06/24	06/03/19	PURC	3.450	2.636	5,075,000.00	5,264,551.25	13,131.56	-5,277,682.81
241542	KO 2.2 05-25-22	191216CF5	1030	05/25/22	06/06/19	PURC	2.200	2.176	5,000,000.00	5,003,370.00	3,361.11	-5,006,731.11
241543	TOYOTA 2 1-4 10-18-	89236TDK8	1030	10/18/23	06/06/19	PURC	2.250	2.389	2,741,000.00	2,725,211.84	8,223.00	-2,733,434.84
241568	INTC 2 7-8 05-11-24	458140BD1	1030	05/11/24	06/10/19	PURC	2.875	2.389	6,708,000.00	6,853,563.60	15,535.54	-6,869,099.14
241606	JPM 3 5-8 05-13-24	46625HJX9	1030	05/13/24	06/13/19	PURC	3.625	2.700	4,190,000.00	4,367,237.00	12,657.29	-4,379,894.29
241607	TOYOTA 3.45 09-20-	89236TFN0	1030	09/20/23	06/13/19	PURC	3.450	2.479	5,000,000.00	5,195,400.00	39,770.83	-5,235,170.83
241792	MSFT 2 08-08-23	594918BQ6	1030	08/08/23	06/28/19	PURC	2.000	2.007	5,000,000.00	4,998,600.00	38,888.89	-5,037,488.89
241794	TOYOTA 3.45 09-20-	89236TFN0	1030	09/20/23	06/28/19	PURC	3.450	2.236	5,000,000.00	5,243,450.00	46,958.33	-5,290,408.33
<b>PURC</b>							<b>2.936</b>	<b>2.370</b>	<b>38,714,000.00</b>	<b>39,651,383.69</b>	<b>178,526.55</b>	<b>-39,829,910.24</b>
Inv Type: 5121 CORP-US-30/360-FXD-S							2.936	2.370	38,714,000.00	39,651,383.69	178,526.55	-39,829,910.24
241793	JPM 2.35 06-24-24 G	48130URE7	1030	06/24/24	06/26/19	PURC	2.350	2.350	10,000,000.00	10,000,000.00	1,305.56	-10,001,305.56
<b>PURC</b>							<b>2.350</b>	<b>2.350</b>	<b>10,000,000.00</b>	<b>10,000,000.00</b>	<b>1,305.56</b>	<b>-10,001,305.56</b>



# Ratification Report

From Date: 6/3/2019 To Date: 6/28/2019

Date Basis: Settlement

Run: 07/02/2019 07:43:39 AM

By: Troy Quinlin

State of Ohio - Prod

Inv. No.	Description	CUSIP	Fund	Maturity	Settle	TXN Type	Coupon	Yield	Par Value	Book Value	Purchase Interest	Settlement
Inv Type: 5127 CORP-US-30/360-STEP-S							2.350	2.350	10,000,000.00	10,000,000.00	1,305.56	-10,001,305.56
<b>Subtotal</b>							2.815	2.366	48,714,000.00	49,651,383.69	179,832.11	-49,831,215.80
<b>Fund: 2000 OH LOTTERY COMM-STRUCTURED</b>												
241677	S 0 05-15-20	912833KZ2	2000	05/15/20	06/21/19	PURC	.000	1.987	40,000.00	39,294.80	0.00	-39,294.80
241678	S 0 05-15-21	912833LD0	2000	05/15/21	06/21/19	PURC	.000	1.889	40,000.00	38,596.80	0.00	-38,596.80
241679	S 0 05-15-22	912833LH1	2000	05/15/22	06/21/19	PURC	.000	1.837	40,000.00	37,934.40	0.00	-37,934.40
241680	S 0 05-15-23	912833LN8	2000	05/15/23	06/21/19	PURC	.000	1.833	40,000.00	37,252.80	0.00	-37,252.80
241681	S 0 05-15-24	912833LR9	2000	05/15/24	06/21/19	PURC	.000	1.870	40,000.00	36,514.00	0.00	-36,514.00
241682	S 0 05-15-25	912833LV0	2000	05/15/25	06/21/19	PURC	.000	1.922	40,000.00	35,730.80	0.00	-35,730.80
241683	S 0 05-15-26	912833LZ1	2000	05/15/26	06/21/19	PURC	.000	1.968	40,000.00	34,944.00	0.00	-34,944.00
241684	S 0 05-15-27	912833PD6	2000	05/15/27	06/21/19	PURC	.000	2.026	40,000.00	34,112.00	0.00	-34,112.00
241685	S 0 05-15-28	912833WQ9	2000	05/15/28	06/21/19	PURC	.000	2.081	40,000.00	33,270.00	0.00	-33,270.00
241686	S 0 05-15-29	912833XS4	2000	05/15/29	06/21/19	PURC	.000	2.128	40,000.00	32,438.80	0.00	-32,438.80
241687	S 0 05-15-30	912833XU9	2000	05/15/30	06/21/19	PURC	.000	2.169	40,000.00	31,619.60	0.00	-31,619.60
241688	S 0 05-15-31	9128337P9	2000	05/15/31	06/21/19	PURC	.000	2.216	40,000.00	30,774.40	0.00	-30,774.40
241689	S 0 05-15-32	9128337R5	2000	05/15/32	06/21/19	PURC	.000	2.257	40,000.00	29,946.80	0.00	-29,946.80
241690	S 0 05-15-33	9128337T1	2000	05/15/33	06/21/19	PURC	.000	2.298	40,000.00	29,118.00	0.00	-29,118.00
241691	S 0 05-15-34	9128337V6	2000	05/15/34	06/21/19	PURC	.000	2.331	40,000.00	28,318.40	0.00	-28,318.40
241692	S 0 05-15-35	912833X88	2000	05/15/35	06/21/19	PURC	.000	2.363	40,000.00	27,530.80	0.00	-27,530.80
241693	S 0 05-15-36	912833Y20	2000	05/15/36	06/21/19	PURC	.000	2.387	40,000.00	26,784.40	0.00	-26,784.40
241694	S 0 05-15-37	912833Y46	2000	05/15/37	06/21/19	PURC	.000	2.408	40,000.00	26,059.60	0.00	-26,059.60
241695	S 0 05-15-38	912834AE8	2000	05/15/38	06/21/19	PURC	.000	2.435	40,000.00	25,314.80	0.00	-25,314.80
241696	S 0 05-15-39	912834DV7	2000	05/15/39	06/21/19	PURC	.000	2.466	40,000.00	24,560.00	0.00	-24,560.00
241697	S 0 05-15-40	912834HV3	2000	05/15/40	06/21/19	PURC	.000	2.502	40,000.00	23,787.60	0.00	-23,787.60
241698	S 0 05-15-41	912834KH0	2000	05/15/41	06/21/19	PURC	.000	2.536	40,000.00	23,033.60	0.00	-23,033.60
241699	S 0 05-15-42	912834LK2	2000	05/15/42	06/21/19	PURC	.000	2.572	40,000.00	22,278.40	0.00	-22,278.40
241700	S 0 05-15-43	912834MM7	2000	05/15/43	06/21/19	PURC	.000	2.597	40,000.00	21,588.80	0.00	-21,588.80
PURC							.000	2.212	960,000.00	730,803.60	0.00	-730,803.60
Inv Type: 6030 GOVT-US-ACT/ACT-ZERO-Z							.000	2.212	960,000.00	730,803.60	0.00	-730,803.60
<b>Subtotal</b>							.000	2.212	960,000.00	730,803.60	0.00	-730,803.60
<b>Fund: 3000 BID OHIO</b>												
241549	BID OHIO 6 MONTH	LD19B0726	3000	12/04/19	06/05/19	PURC	2.230	2.230	3,000,000.00	3,000,000.00	0.00	-3,000,000.00
241550	BID OHIO 6 MONTH	LD19B0734	3000	12/04/19	06/05/19	PURC	2.230	2.230	2,500,000.00	2,500,000.00	0.00	-2,500,000.00
241551	BID OHIO 6 MONTH	LD19B0742	3000	12/04/19	06/05/19	PURC	2.230	2.230	5,000,000.00	5,000,000.00	0.00	-5,000,000.00
241552	BID OHIO 6 MONTH	LD19B0759	3000	12/04/19	06/05/19	PURC	2.230	2.230	1,000,000.00	1,000,000.00	0.00	-1,000,000.00
241713	BID OHIO - 3 MONTH	LD19B0767	3000	09/18/19	06/19/19	PURC	2.150	2.150	2,000,000.00	2,000,000.00	0.00	-2,000,000.00



# Ratification Report

From Date: 6/3/2019 To Date: 6/28/2019

Date Basis: Settlement

Run: 07/02/2019 07:43:39 AM

By: Troy Quinlin

State of Ohio - Prod

Inv. No.	Description	CUSIP	Fund	Maturity	Settle	TXN Type	Coupon	Yield	Par Value	Book Value	Purchase Interest	Settlement
241714	BID OHIO - 3 MONTH	LD19B0775	3000	09/18/19	06/19/19	PURC	2.150	2.150	5,000,000.00	5,000,000.00	0.00	-5,000,000.00
241715	BID OHIO - 3 MONTH	LD19B0783	3000	09/18/19	06/19/19	PURC	2.150	2.150	1,500,000.00	1,500,000.00	0.00	-1,500,000.00
PURC							2.196	2.196	20,000,000.00	20,000,000.00	0.00	-20,000,000.00
Inv Type: 6103 SPRJ-BIDOHIO							2.196	2.196	20,000,000.00	20,000,000.00	0.00	-20,000,000.00
<b>Subtotal</b>							2.196	2.196	20,000,000.00	20,000,000.00	0.00	-20,000,000.00
<b>Fund: 3010 AG LINK</b>												
241646	BRAIN HERSHBERGE	AG1906555	3010	04/15/20	06/14/19	PURC	1.490	1.490	80,000.00	80,000.00	0.00	-80,000.00
241661	JOHN WALKER	AG1906563	3010	04/15/20	06/18/19	PURC	1.490	1.490	65,000.00	65,000.00	0.00	-65,000.00
241662	JOHN KNISLEY	AG1906571	3010	04/15/20	06/18/19	PURC	1.490	1.490	150,000.00	150,000.00	0.00	-150,000.00
241739	COWMOOCH DAIRY L	AG1906589	3010	04/15/20	06/20/19	PURC	1.490	1.490	150,000.00	150,000.00	0.00	-150,000.00
PURC							1.490	1.490	445,000.00	445,000.00	0.00	-445,000.00
Inv Type: 6108 SPRJ-AGLINK FIXED LINE OF CRED							1.490	1.490	445,000.00	445,000.00	0.00	-445,000.00
<b>Subtotal</b>							1.490	1.490	445,000.00	445,000.00	0.00	-445,000.00
<b>Fund: 3030 ECO LINK</b>												
241617	ROBERT PHELPS	EC1901700	3030	06/11/21	06/12/19	PURC	1.250	1.250	193,800.81	193,800.81	0.00	-193,800.81
241618	TERRI TOMAZIC	EC1901718	3030	06/11/21	06/12/19	PURC	1.250	1.250	75,000.00	75,000.00	0.00	-75,000.00
241619	JOSHUA CIMINELLO	EC1901726	3030	06/11/21	06/12/19	PURC	1.250	1.250	75,000.00	75,000.00	0.00	-75,000.00
241740	DANIEL AND CATHY	EC1901734	3030	06/18/21	06/20/19	PURC	.900	.900	175,007.00	175,007.00	0.00	-175,007.00
PURC							1.132	1.132	518,807.81	518,807.81	0.00	-518,807.81
Inv Type: 6113 SPRJ-ECO-LINK							1.132	1.132	518,807.81	518,807.81	0.00	-518,807.81
<b>Subtotal</b>							1.132	1.132	518,807.81	518,807.81	0.00	-518,807.81
<b>Fund: 3040 RE-ENERGIZE OHIO</b>												
241566	MIAMI VALLEY POTT	RE1900076	3040	06/04/21	06/06/19	PURC	2.250	2.250	15,000.00	15,000.00	0.00	-15,000.00
PURC							2.250	2.250	15,000.00	15,000.00	0.00	-15,000.00
Inv Type: 6121 SPRJ-RE-ENERGIZE INT @ MATURIT							2.250	2.250	15,000.00	15,000.00	0.00	-15,000.00
<b>Subtotal</b>							2.250	2.250	15,000.00	15,000.00	0.00	-15,000.00
<b>Fund: 3050 GROW NOW</b>												
241752	J. MCCOY LUMBER C	LD1900660	3050	06/21/21	06/21/19	PURC	.350	.350	357,472.39	357,472.39	0.00	-357,472.39
PURC							.350	.350	357,472.39	357,472.39	0.00	-357,472.39
Inv Type: 6101 SPRJ-LINKED DEPOSIT-SM BUS							.350	.350	357,472.39	357,472.39	0.00	-357,472.39
241585	OH VALLEY ELECTRL	LD1900645	3050	06/10/21	06/10/19	PURC	1.250	1.250	214,536.31	214,536.31	0.00	-214,536.31
241586	DEANS LANDSCAPIN	LD1900637	3050	06/10/21	06/10/19	PURC	1.250	1.250	161,352.00	161,352.00	0.00	-161,352.00
241616	FISCUS TRUCKING E	LD1900652	3050	06/11/21	06/12/19	PURC	1.250	1.250	145,000.00	145,000.00	0.00	-145,000.00



# Ratification Report

From Date: 6/3/2019 To Date: 6/28/2019

Date Basis: Settlement

Run: 07/02/2019 07:43:39 AM

By: Troy Quinlin

State of Ohio - Prod

Inv. No.	Description	CUSIP	Fund	Maturity	Settle	TXN Type	Coupon	Yield	Par Value	Book Value	Purchase Interest	Settlement
241753	EVERYDAY HOMECAR	LD1900678	3050	06/21/21	06/21/19	PURC	.350	.350	147,856.41	147,856.41	0.00	-147,856.41
241812	CONCRETE CORING	LD1900686	3050	06/25/21	06/26/19	PURC	.001	.001	45,000.00	45,000.00	0.00	-45,000.00
PURC							.985	.985	713,744.72	713,744.72	0.00	-713,744.72
Inv Type: 6116 SPRJ-GROWNOW INT @ MATURITY							.985	.985	713,744.72	713,744.72	0.00	-713,744.72
<b>Subtotal</b>							.773	.773	1,071,217.11	1,071,217.11	0.00	-1,071,217.11
Grand Total		Count 176					.861	2.189	5,953,518,238.85	5,942,782,125.14	518,502.96	-5,943,300,628.10