

# STATE BOARD OF DEPOSIT

## STATE OF OHIO

**Members:**

Josh Mandel, Chairman  
Treasurer of State  
Mike DeWine  
Attorney General  
Dave Yost  
Auditor of State

### CERTIFICATION OF THE EXPENSES OF THE STATE BOARD OF DEPOSIT

In accordance with Chapter 135.02 of the Ohio Revised Code, the undersigned, Chairman and Secretary of the State Board of Deposit of the State of Ohio, hereby certifies that the necessary expenses of the Board, which represent Fifth Third banking fees [Dept. of Natural Resources – Watercraft / Maumee Bay] for the month of February 2017, are \$78.65.

*Josh Mandel*

CHAIRMAN

*Stacy Cumberlander*

SECRETARY

*March 23, 2017*

DATE

FIFTH THIRD BANK (CENTRAL OHIO)  
MADISONVILLE OPS CENTER, 1MOC21  
CINCINNATI, OH 45263

TREASURER STATE OF OHIO  
ATTENTION: LAUREN ROQUEMORE  
30 EAST BROAD ST 9TH FLOOR  
COLUMBUS OH 43215

ACCOUNT ANALYSIS PAGE 1

PERIOD 02-01-17 THRU 02-28-17  
ACCOUNT NUMBER 7283520125

999 028 D 7283520125

| AVERAGE BALANCE ON DEPOSIT                |  |             |
|---|--|-------------|
| Average Negative Collected Balance        |  | 0.00        |
| Average Positive Collected Balance        |  | 0.00        |
| Investable Balance Available for Services |  | <u>0.00</u> |

| SERVICES PERFORMED               | AFP CODE | UNITS | UNIT PRICE     | SERVICE CHARGES | REQUIRED BALANCE |
|----------------------------------|----------|-------|----------------|-----------------|------------------|
| ACCOUNT SERVICES                 |          |       |                |                 |                  |
| STANDARD                         |          |       |                |                 |                  |
| MONTHLY MAINTENANCE              | 01 0000  | 1     | 10.0000        | 10.00           | 15,422.50        |
| ACH POSITIVE PAY                 |          |       |                |                 |                  |
| ACH POSITIVE PAY MO MAINT        | 25 1050  | 1     | 10.0000        | 10.00           | 15,422.50        |
| ACH                              |          |       |                |                 |                  |
| REPORTING SERVICES               |          |       |                |                 |                  |
| ACH RETURN/NOC RPT VIA WEB       | 25 0400  | 1     | 1.0000         | 1.00            | 1,542.25         |
| DISBURSEMENTS                    |          |       |                |                 |                  |
| ARP / POSITIVE PAY               |          |       |                |                 |                  |
| POSITIVE PAY MONTHLY BASE CHARGE | 15 0030  | 1     | 25.0000        | 25.00           | 38,556.25        |
| INFO REPORTING                   |          |       |                |                 |                  |
| BAI PRIOR DAY                    |          |       |                |                 |                  |
| BAI PRIOR DAY PER ACCT           | 99 9999  | 1     | 14.0000        | 14.00           | 21,591.50        |
| BAI PRIOR DAY RPTG DETAILFIELD   | 99 9999  | 133   | 0.0650         | 8.65            | 13,340.46        |
| PORTAL - PRIOR DAY               |          |       |                |                 |                  |
| ONLINE PRIOR DAY ACCOUNT         | 40 0272  | 1     | 5.0000         | 5.00            | 7,711.25         |
| PORTAL - INTRA DAY               |          |       |                |                 |                  |
| ONLINE INTRADAY PER ACCOUNT      | 40 0055  | 1     | 5.0000         | 5.00            | 7,711.25         |
| Total Charges This Cycle         |          |       |                | <u>78.65</u>    |                  |
| Actual Analyzed Charges          |          |       |                | 78.65           | 121,297.96       |
| -----                            |          |       |                |                 |                  |
| Total Required Balance           |          |       |                |                 | 121,297.96       |
| Additional Balance Required      |          |       |                |                 |                  |
|                                  |          |       |                |                 | 121,297.96       |
| Earnings Credit Allowance        |          | 0.00  |                |                 |                  |
| - Less Actual Analyzed Charges   |          |       | 78.65          |                 |                  |
| Net Position                     |          |       | <u>(78.65)</u> |                 |                  |


Charge invoiced 78.65

\$1.00 Of Unit Price Is Equal To 1,542.25 Of Investable Balance  
Investable Balance Receives An Earnings Credit Of 0.788890%

Board of Deposit  
Fifth Third Bank ODNR Watercraft - Maumee Bay 0125 - February 2017

| Bank Code    | Service Code | Description                      | Unit Price | Total Units | Total Amount | List Price    | Variance     | Comments |
|--------------|--------------|----------------------------------|------------|-------------|--------------|---------------|--------------|----------|
| 50041        | 25 10 50     | ACH POSITIVE PAY MO MAINT        | 10         | 1           | 10           | 10            | 0            |          |
| 50401        | 15 00 30     | POSITIVE PAY MONTHLY BASE CHARGE | 25         | 1           | 25           | 25            | 0            |          |
| 50588        | 99 99 99     | BAI PRIOR DAY PER ACCT           | 14         | 1           | 14           | 14            | 0            |          |
| 50589        | 99 99 99     | BAI PRIOR DAY RPTG DETAILFIELD   | 0.065      | 133         | 8.65         | 8.645         | 0.005        | Rounding |
| 50999        | 01 00 00     | MONTHLY MAINTENANCE              | 10         | 1           | 10           | 10            | 0            |          |
| 52602        | 40 02 72     | ONLINE PRIOR DAY ACCOUNT         | 5          | 1           | 5            | 5             | 0            |          |
| 52605        | 40 00 55     | ONLINE INTRADAY PER ACCOUNT      | 5          | 1           | 5            | 5             | 0            |          |
| 58650        | 25 04 00     | ACH RETURN/NOC RPT VIA WEB       | 1          | 1           | 1            | 1             | 0            |          |
| <b>Total</b> |              |                                  |            |             | <b>78.65</b> | <b>78.645</b> | <b>0.005</b> |          |

|                           |    |       |
|---------------------------|----|-------|
| Service Fee Total         | \$ | 78.65 |
| Earnings Credit Allowance | \$ | -     |
|                           | \$ | 78.65 |



# STATE BOARD OF DEPOSIT STATE OF OHIO

**Members:**  
Josh Mandel, Chairman  
Treasurer of State  
Mike DeWine  
Attorney General  
Dave Yost  
Auditor of State

## CERTIFICATION OF THE EXPENSES OF THE STATE BOARD OF DEPOSIT

In accordance with Chapter 135.02 of the Ohio Revised Code, the undersigned, Chairman and Secretary of the State Board of Deposit of the State of Ohio, hereby certifies that the necessary expenses of the Board, which represent JP Morgan Chase Bank banking fees [TOS Consolidation Account] for the month of February 2017, are \$438.91.

*Josh Mandel*

CHAIRMAN

*Stacey Cumberlander*

SECRETARY

*March*

DATE

**J.P.Morgan**

JPMORGAN CHASE BANK, N.A.  
P.O. BOX 659732  
SAN ANTONIO TX 78265-9751

00099 LCC 001 001 7217 - NN 03/15/2017  
STATE OF OHIO TREASURER OF STATE  
JOSH MANDEL - TOS CONSOLIDATION ACCT  
30 E BROAD ST 10TH FL  
ATTN RECONCILIATION DEPT  
COLUMBUS OH 43266-0421



**This Page Intentionally Left Blank**



J.P.Morgan

JPMORGAN CHASE BANK, N.A.

INVOICE #: 000100000001496346

ACCOUNT: 001 000000000704346915  
PRODUCTION DATE: 03-13-2017

OFFICER CONTACT:  
GEORGE SESOCK  
(330) 972-1762

OTHER CONTACT:  
GLOBAL CLIENT CARE SERVICE CTR  
(888) 434-3030

STATE OF OHIO TREASURER OF STATE  
JOSH MANDEL - TOS CONSOLIDATION ACCT  
30 E BROAD ST 10TH FL  
ATTN RECONCILIATION DEPT  
COLUMBUS OH 43266-0421

**BILLING ACTIVITY**

Charges and other debits

| Invoice Date | Invoice            | Description             | Amount          |
|--------------|--------------------|-------------------------|-----------------|
| 11-30-2016   | 000100000001492854 | PREVIOUS SERVICE CHARGE | 347.59          |
| 12-31-2016   | 000100000001494018 | PREVIOUS SERVICE CHARGE | 439.91          |
| 02-28-2017   | 000100000001496346 | CURRENT SERVICE CHARGE  | 438.91          |
| <b>TOTAL</b> |                    |                         | <b>1,226.41</b> |

Payments and other credits

| Effective Date | Invoice            | Post Date  | Description               | Amount        |
|----------------|--------------------|------------|---------------------------|---------------|
| 02-27-2017     | 000100000001495158 | 02-27-2017 | INVOICED PAYMENT RECEIVED | 438.91        |
| <b>TOTAL</b>   |                    |            |                           | <b>438.91</b> |

**INVOICE SUMMARY**

| Date   | Invoice            | Total Billed | Total Paid to Date | Outstanding Amount |
|--|--------------------|--------------|--------------------|--------------------|
| 11-30-2016                                   | 000100000001492854 | 438.91       | 91.32              | 347.59             |
| 12-31-2016                                   | 000100000001494018 | 439.91       | 0.00               | 439.91             |
| 02-28-2017                                   | 000100000001496346 | 438.91       | 0.00               | 438.91             |
| <b>TOTAL OUTSTANDING AMOUNT (03-31-2017)</b> |                    |              |                    | <b>1,226.41</b>    |

**Account Analysis Payment Remittance**

*(Please detach and return this portion of the invoice with payment)*

Customer Name: STATE OF OHIO TREASURER OF STATE  
Account: 001 000000000704346915  
Production Date: 03-13-2017  
Payment Due On: 03-31-2017  
Invoice Number: 000100000001496346

**Total Amount Due \$ 1,226.41**

Amount Enclosed \$

JPMORGAN CHASE BANK, N.A.  
P. O. BOX 973636  
DALLAS TX 75397-3636

ACH/Wire payments: ABA 044000037 Account# 619983497  
(Please reference your invoice and/ or account number within the Addenda or Payment Detail field)

\*\*\*\*The Total Amount Due does not include payments received after 02-28-2017.\*\*\*\*

J.P.Morgan

**This Page Intentionally Left Blank**



JPMorgan

STATE OF OHIO TREASURER OF STATE  
JOSH MANDEL - TOS CONSOLIDATION ACCT  
30 E BROAD ST 10TH FL  
ATTN RECONCILIATION DEPT  
COLUMBUS OH 43266-0421

ACCOUNT ANALYSIS STATEMENT  
FOR FEBRUARY 2017

DETAIL OF ACCOUNT 001 000000000704346915

PAGE 1 OF 6

ACCOUNT: 001 000000000704346915  
PRODUCTION DATE: 03-13-2017

INVOICE

OFFICER CONTACT:  
GEORGE SESOCK  
(330) 972-1762

OTHER CONTACT:  
GLOBAL CLIENT CARE SERVICE CTR  
(888) 434-3030

BALANCE AND COMPENSATION ANALYSIS

EARNINGS ALLOWANCE RATE: 1.064%  
MULTIPLIER: \$ 1,225.16000

| AFP CODE | DESCRIPTION                      | BALANCE INFORMATION | COMPENSATION INFORMATION |
|----------|----------------------------------|---------------------|--------------------------|
| 000000   | AVERAGE NET LEDGER BALANCE       | 0                   | 0.00                     |
| 000030   | LESS AVERAGE FLOAT BALANCE       | 0                   | 0.00                     |
| 000010   | AVERAGE NET COLLECTED BALANCE    | 0                   | 0.00                     |
| 000011   | AVG POSITIVE COLLECTED BALANCE   | 0                   | 0.00                     |
| 000420   | LESS DDA BAL RESERVE REQUIREMENT | 0                   | 0.00                     |
| 000040   | INVESTABLE BALANCE               | 0                   | 0.00                     |
| 000400   | BAL EQUIV/LNT-TOT SERVICE CHRGS  | -537.735            | 0.00                     |
| 000410   | EXCESS/(DEFICIT) INVESTBLE BAL   | -537.735            | 0.00                     |
| 000240   | EARNINGS ALLOWANCE               | 0                   | 0.00                     |
| 000331   | BAL COMPENSABLE SRVC CHARGES     | 0                   | -438.91                  |
| 000241   | EXCESS/(DEFICIT) EARNING ALLOW   | 0                   | -438.91                  |
| 000314   | SERVICE CHARGE AMOUNT            | 0                   | 438.91                   |

*[Handwritten Signature]*  
3/12/17



JPMorgan

STATE OF OHIO TREASURER OF STATE

ACCOUNT ANALYSIS STATEMENT  
FOR FEBRUARY 2017

PAGE 2 OF 6

DETAIL OF ACCOUNT 001 000000000704346915

ACCOUNT: 001 000000000704346915  
PRODUCTION DATE: 03-13-2017

ACTIVITY SUMMARY

| PRODUCT LINE AND DESCRIPTION  | BANK SERVICE CODE | AFP SERVICE CODE | UNIT PRICE (\$) | VOLUME | SERVICE CHARGE (\$) | BALANCE EQUIVALENT (\$) | FEE BASED CHARGES (\$) |
|-------------------------------|-------------------|------------------|-----------------|--------|---------------------|-------------------------|------------------------|
| ACCOUNT SERVICES              |                   |                  |                 |        |                     |                         |                        |
| ACCOUNT MAINTENANCE           | 01005             | 010000           | 8.0000          | 1      | 8.00                | 9,801                   | 0.00                   |
| STATEMENT CYCLES              | 01010             | 010307           | 0.0000          | 1      | 0.00                | 0                       | 0.00                   |
| POST NO CHECKS MAINTENANCE    | 03499             | 1500ZZ           | 1.0000          | 1      | 1.00                | 1,225                   | 0.00                   |
| SUBTOTAL                      |                   |                  |                 |        | 9.00                | 11,026                  |                        |
| HOST TO HOST                  |                   |                  |                 |        |                     |                         |                        |
| EDI 822 ANALYSIS MODULE MAINT | 01033             | 010400           | 0.0000          | 1      | 0.00                | 0                       | 0.00                   |
| EDI 822 ANALYSIS ACCT MAINT   | 01034             | 010400           | 5.0000          | 14     | 70.00               | 85,761                  | 0.00                   |
| SUBTOTAL                      |                   |                  |                 |        | 70.00               | 85,761                  |                        |
| JPMORGAN ACCESS               |                   |                  |                 |        |                     |                         |                        |
| ACCOUNTS REPORTED             | 06041             | 40044Z           | 15.0000         | 1      | 15.00               | 18,377                  | 0.00                   |
| MONTHLY SERVICE               | 06040             | 400610           | 50.0000         | 1      | 50.00               | 61,258                  | 0.00                   |
| SUBTOTAL                      |                   |                  |                 |        | 65.00               | 79,635                  |                        |
| BAU/SWIFT/ISO REPORTING       |                   |                  |                 |        |                     |                         |                        |
| H2H FILES TRANSMITTED OVER 67 | 03653             | 4004ZZ           | 0.0000          | 19     | 0.00                | 0                       | 0.00                   |
| H2H ACCOUNTS REPORTED         | 06085             | 4004ZZ           | 30.0000         | 1      | 30.00               | 36,755                  | 0.00                   |
| SUBTOTAL                      |                   |                  |                 |        | 30.00               | 36,755                  |                        |
| RECEIVABLES EDGE / 713094     |                   |                  |                 |        |                     |                         |                        |
| CLOSED LBX IMAGE VIEWING      | 06139             | 050005           | 20.0000         | 1      | 20.00               | 24,503                  | 0.00                   |
| SUBTOTAL                      |                   |                  |                 |        | 20.00               | 24,503                  |                        |
| RECEIVABLES EDGE / 714795     |                   |                  |                 |        |                     |                         |                        |
| CLOSED LBX IMAGE VIEWING      | 06139             | 050005           | 20.0000         | 1      | 20.00               | 24,503                  | 0.00                   |
| SUBTOTAL                      |                   |                  |                 |        | 20.00               | 24,503                  |                        |
| RECEIVABLES EDGE / 714845     |                   |                  |                 |        |                     |                         |                        |
| CLOSED LBX IMAGE VIEWING      | 06139             | 050005           | 20.0000         | 1      | 20.00               | 24,503                  | 0.00                   |
| SUBTOTAL                      |                   |                  |                 |        | 20.00               | 24,503                  |                        |
| RECEIVABLES EDGE / 715681     |                   |                  |                 |        |                     |                         |                        |
| SUBTOTAL                      |                   |                  |                 |        | 20.00               | 24,503                  | 0.00                   |

ACCOUNT ANALYSIS STATEMENT  
FOR FEBRUARY 2017

JP Morgan

STATE OF OHIO TREASURER OF STATE

DETAIL OF ACCOUNT 001 000000000704346915

ACCOUNT: 001 000000000704346915  
PRODUCTION DATE: 03-13-2017

ACTIVITY SUMMARY

| PRODUCT LINE AND DESCRIPTION | BANK SERVICE CODE | AFP SERVICE CODE | UNIT PRICE (\$) | VOLUME | SERVICE CHARGE (\$) | BALANCE EQUIVALENT (\$) | FEE BASED CHARGES (\$) |
|------------------------------|-------------------|------------------|-----------------|--------|---------------------|-------------------------|------------------------|
| CLOSED LBX IMAGE VIEWING     | 06139             | 050005           | 20.0000         | 1      | 20.00               | 24,503                  | 0.00                   |
| REMITTER RECORD STORG        | 06201             | 059999           | 0.0138          | 356    | 4.91                | 6,016                   | 0.00                   |
| SUBTOTAL                     |                   |                  |                 |        | 24.91               | 30,519                  |                        |
| RECEIVABLES EDGE / 781166    | 06139             | 050005           | 20.0000         | 1      | 20.00               | 24,503                  | 0.00                   |
| CLOSED LBX IMAGE VIEWING     |                   |                  |                 |        |                     |                         |                        |
| SUBTOTAL                     |                   |                  |                 |        | 20.00               | 24,503                  |                        |
| RECEIVABLES EDGE / 781216    | 06139             | 050005           | 20.0000         | 1      | 20.00               | 24,503                  | 0.00                   |
| CLOSED LBX IMAGE VIEWING     |                   |                  |                 |        |                     |                         |                        |
| SUBTOTAL                     |                   |                  |                 |        | 20.00               | 24,503                  |                        |
| RECEIVABLES EDGE / 7812161   | 06139             | 050005           | 20.0000         | 1      | 20.00               | 24,503                  | 0.00                   |
| CLOSED LBX IMAGE VIEWING     |                   |                  |                 |        |                     |                         |                        |
| SUBTOTAL                     |                   |                  |                 |        | 20.00               | 24,503                  |                        |
| RECEIVABLES EDGE / 7812162   | 06139             | 050005           | 20.0000         | 1      | 20.00               | 24,503                  | 0.00                   |
| CLOSED LBX IMAGE VIEWING     |                   |                  |                 |        |                     |                         |                        |
| SUBTOTAL                     |                   |                  |                 |        | 20.00               | 24,503                  |                        |
| RECEIVABLES EDGE / 7812163   | 06139             | 050005           | 20.0000         | 1      | 20.00               | 24,503                  | 0.00                   |
| CLOSED LBX IMAGE VIEWING     |                   |                  |                 |        |                     |                         |                        |
| SUBTOTAL                     |                   |                  |                 |        | 20.00               | 24,503                  |                        |
| RECEIVABLES EDGE / 7812164   | 06139             | 050005           | 20.0000         | 1      | 20.00               | 24,503                  | 0.00                   |
| CLOSED LBX IMAGE VIEWING     |                   |                  |                 |        |                     |                         |                        |
| SUBTOTAL                     |                   |                  |                 |        | 20.00               | 24,503                  |                        |
| RECEIVABLES EDGE / 7812165   | 06139             | 050005           | 20.0000         | 1      | 20.00               | 24,503                  | 0.00                   |
| CLOSED LBX IMAGE VIEWING     |                   |                  |                 |        |                     |                         |                        |
| SUBTOTAL                     |                   |                  |                 |        | 20.00               | 24,503                  |                        |
| RECEIVABLES EDGE / 781290    | 06139             | 050005           | 20.0000         | 1      | 20.00               | 24,503                  | 0.00                   |
| CLOSED LBX IMAGE VIEWING     |                   |                  |                 |        |                     |                         |                        |
| SUBTOTAL                     |                   |                  |                 |        | 20.00               | 24,503                  |                        |



ACCOUNT ANALYSIS STATEMENT  
FOR FEBRUARY 2017

PAGE 4 OF 6

ACCOUNT: 001 000000000704346915  
PRODUCTION DATE: 03-13-2017

JPMorgan  
STATE OF OHIO TREASURER OF STATE

DETAIL OF ACCOUNT 001 000000000704346915

ACTIVITY SUMMARY

| PRODUCT LINE AND DESCRIPTION    | BANK SERVICE CODE | AFP SERVICE CODE | UNIT PRICE (\$) | VOLUME | SERVICE CHARGE (\$) | BALANCE EQUIVALENT (\$) | FEE BASED CHARGES (\$) |
|---------------------------------|-------------------|------------------|-----------------|--------|---------------------|-------------------------|------------------------|
| SUBTOTAL                        |                   |                  |                 |        | 20.00               | 24,503                  |                        |
| RECEIVABLES EDGE / 781859       |                   |                  |                 |        | 20.00               | 24,503                  |                        |
| CLOSED LBX IMAGE VIEWING        | 06139             | 0550005          | 20.0000         | 1      | 20.00               | 24,503                  | 0.00                   |
| SUBTOTAL                        |                   |                  |                 |        | 20.00               | 24,503                  |                        |
| TOTAL CHARGE FOR SERVICES       |                   | 000300           |                 |        | 438.91              | 0                       |                        |
| TOTAL FEE BASED CHARGES         |                   | 000330           |                 |        | 0.00                | 0                       |                        |
| BAL COMPENSABLE SRVC CHARGES    |                   | 000331           |                 |        | -438.91             | 0                       |                        |
| BAL EQUIVLENT-TOT SERVICE CHRGS |                   | 000400           |                 |        | 0.00                | 537.735                 |                        |

ACCOUNT ANALYSIS STATEMENT  
FOR FEBRUARY 2017

JPMorgan

STATE OF OHIO TREASURER OF STATE

DETAIL OF ACCOUNT 001 000000000704346915

ACCOUNT: 001 000000000704346915  
PRODUCTION DATE: 03-13-2017

RELATIONSHIP BALANCE COMPENSATION HISTORY

| MONTH             | AVERAGE NET LEDGER BALANCE (\$) | AVERAGE NET COLLECTED BALANCE (\$) | INVESTABLE BALANCE (\$) | BALANCE EQUIVALENT TOTAL SERVICE CHARGES (\$) | EXCESS/ (DEFICIT) INVESTABLE BALANCE (\$) | EARNINGS ALLOWANCE RATE (%) | EARNINGS ALLOWANCE (\$) | BALANCE COMPENSABLE SERVICE CHARGES (\$) | EXCESS/ (DEFICIT) EARNINGS ALLOWANCE (\$) |
|-------------------|---------------------------------|------------------------------------|-------------------------|---|---|-----------------------------|-------------------------|--|---|
| JAN               | 0                               | 0                                  | 0                       | 499,518                                       | -499,518                                  |                             | 0                       | 439                                      | -439                                      |
| FEB               | 0                               | 0                                  | 0                       | 537,735                                       | -537,735                                  |                             | 0                       | 439                                      | -439                                      |
| JAN - FEB AVERAGE | 0                               | 0                                  | 0                       | 518,627                                       |   |                             |                         |  |   |
| JAN - FEB NET     |                                 |                                    |                         |   | -1,037,253                                |                             | 0                       | 878                                      | -878                                      |



**This Page Intentionally Left Blank**

JPMorgan

STATE OF OHIO TREASURER OF STATE  
 JOSH MANDEL - TOS CONSOLIDATION ACCT  
 30 E BROAD ST 10TH FL  
 ATTN RECONCILIATION DEPT  
 COLUMBUS OH 43266-0421

ACCOUNT ANALYSIS STATEMENT  
 FOR FEBRUARY 2017

PAGE 1 OF 2  
 ACCOUNT: 001 000000000704346915  
 PRODUCTION DATE: 03-13-2017

ADJUSTMENT PAGES

INVOICE  
 OFFICER CONTACT:  
 GEORGE SESOCK  
 (330) 972-1762  
 OTHER CONTACT:  
 GLOBAL CLIENT CARE SERVICE CTR  
 (888) 434-3030

FINANCIAL RECAP

| CYCLE DATE   | SETTLEMENT DATE OLD | SETTLEMENT DATE NEW | PREVIOUS SERVICE CHARGE | ADJUSTED SERVICE CHARGE | SERVICE CHARGE ADJUSTMENT AMOUNT |
|--------------|---------------------|---------------------|-------------------------|-------------------------|----------------------------------|
| 02-2017      | 02-28-2017          | 02-28-2017          | 468.91                  | 438.91                  | -30.00                           |
| <b>TOTAL</b> |                     |                     |                         |                         | <b>-30.00</b>                    |

HISTORICAL ADJUSTMENT SUMMARY

DEPOSIT ACCOUNT: 001 0000000000704346915  
 FEB 2017

| AFP CODE | DESCRIPTION                      | BALANCE INFORMATION PREVIOUSLY REPORTED | BALANCE INFORMATION ADJUSTED | COMPENSATION INFORMATION PREVIOUSLY REPORTED | COMPENSATION INFORMATION ADJUSTED |
|----------|----------------------------------|---|------------------------------|--|-----------------------------------|
| 000000   | AVERAGE NET LEDGER BALANCE       | 0                                       | 0                            |  |                                   |
| 000030   | LESS AVERAGE FLOAT BALANCE       | 0                                       | 0                            |  |                                   |
| 000010   | AVERAGE NET COLLECTED BALANCE    | 0                                       | 0                            |  |                                   |
| 000011   | AVG POSITIVE COLLECTED BALANCE   | 0                                       | 0                            |  |                                   |
| 000420   | LESS DDA BAL RESERVE REQUIREMENT | 0                                       | 0                            |  |                                   |
|          | RESERVE RATE                     |   |                              |  |                                   |
| 000040   | INVESTABLE BALANCE               | 0                                       | 0                            |  |                                   |
| 000400   | BAL EQUIV/LNT-TOT SERVICE CHRGS  | -574,490                                | -537,735                     |  |                                   |
| 000410   | EXCESS/(DEFICIT) INVESTIBLE BAL  | -574,490                                | -537,735                     |  |                                   |
| 000240   | EARNINGS ALLOWANCE               |   |                              |  |                                   |
|          | EARNINGS ALLOWANCE RATE          |   |                              | 1.064  |                                   |
| 000331   | BAL COMPENSABLE SRVC CHARGES     |   |                              | -468.91                                      |                                   |
| 000241   | EXCESS/(DEFICIT) EARNING ALLOW   |   |                              | -468.91                                      |                                   |
| 000314   | SERVICE CHARGE AMOUNT            |   |                              | 468.91                                       |                                   |
|          |                                  |   |                              |  | 1.064                             |
|          |                                  |   |                              |  | 0.00                              |
|          |                                  |   |                              |  | -438.91                           |
|          |                                  |   |                              |  | -438.91                           |
|          |                                  |   |                              |  | 438.91                            |



VOLUME / PRICING ADJUSTMENT DETAIL

FEB 2017

| BANK / ACCOUNT / TYPE        | PRODUCT LINE /<br>ORIGIN CODE | SERVICE DESCRIPTION | BANK<br>SERV<br>CODE | APP<br>SERV<br>CODE | ORIGINAL UNIT PRICE    |                 | ORIGINAL VOLUME | ORIGINAL SERVICE CHARGE    |            | IMPACT TO EXCESS /<br>(DEFICIT) EARNINGS<br>ALLOWANCE |
|------------------------------|-------------------------------|---------------------|----------------------|---------------------|------------------------|-----------------|-----------------|----------------------------|------------|---|
|                              |                               |                     |                      |                     | ADJUSTED UNIT<br>PRICE | ADJUSTED VOLUME |                 | ADJUSTED SERVICE<br>CHARGE | NET IMPACT |   |
| 001 00000000000704346915 DDA |                               |                     |                      |                     |                        |                 |                 |                            |            |   |
|                              | DISBURSEMENT SERVICES         |                     |                      |                     |                        | 15.0000         | 2               | 30.00                      |            |   |
|                              | CHECK INQUIRY MAINTENANCE     |                     | 6618                 | 151710              | 0.0000                 | 0               | 0.00            |                            |            |   |
|                              |                               |                     |                      |                     |                        |                 |                 | -30.00                     |            | -30.00  |
| TOTAL: FEB 2017              |                               |                     |                      |                     |                        |                 |                 |                            |            | -30.00  |



Board of Deposit  
Chase Consolidation Account 6915 - February 2017

| Bank Code    | Service Code | Description                      | Unit Price | Total Units | Total Amount | List Price | Variance  | Comments                               |
|--------------|--------------|----------------------------------|------------|-------------|--------------|------------|-----------|--|
| 1005         | 01 00 00     | ACCOUNT MAINTENANCE              | \$ 8.00    | 1           | \$ 8.00      | \$ 8.00    | \$ -      |  |
| 1010         | 01 03 07     | STATEMENT CYCLES                 | \$ -       | 1           | \$ -         | \$ -       | \$ -      |  |
| 3499         | 15 00 22     | POST NO CHECKS MAINTENANCE       | \$ 1.00    | 1           | \$ 1.00      | \$ 1.00    | \$ -      |  |
| 6618         | 15 17 10     | CHECK INQUIRY MAINTENANCE        | \$ 15.00   | 2           | \$ 30.00     | \$ -       | \$ 30.00  | \$30 Fee adjustment on 3/13/17 invoice |
| 1033         | 01 04 00     | EDI 822 ANALYSIS MODULE MAINT    | \$ -       | 1           | \$ -         | \$ -       | \$ -      |  |
| 1034         | 01 04 00     | EDI 822 ANALYSIS ACCT MAINT      | \$ 5.00    | 14          | \$ 70.00     | \$ 70.00   | \$ -      |  |
| 6041         | 40 04 4Z     | ACCOUNTS REPORTED                | \$ 15.00   | 1           | \$ 15.00     | \$ 15.00   | \$ -      |  |
| 6040         | 40 06 10     | MONTHLY SERVICE                  | \$ 50.00   | 1           | \$ 50.00     | \$ 50.00   | \$ -      |  |
| 3653         | 40 04 2Z     | H2H FILES TRANSMITTED OVER 67    | \$ -       | 19          | \$ -         | \$ -       | \$ -      |  |
| 6085         | 40 04 2Z     | H2H ACCOUNTS REPORTED            | \$ 30.00   | 1           | \$ 30.00     | \$ 30.00   | \$ -      |  |
| 6139         | 05 00 05     | CLOSED LBX IMAGE VIEWING 713094  | \$ 20.00   | 1           | \$ 20.00     | \$ 20.00   | \$ -      |  |
| 6139         | 05 00 05     | CLOSED LBX IMAGE VIEWING 714795  | \$ 20.00   | 1           | \$ 20.00     | \$ 20.00   | \$ -      |  |
| 6139         | 05 00 05     | CLOSED LBX IMAGE VIEWING 714845  | \$ 20.00   | 1           | \$ 20.00     | \$ 20.00   | \$ -      |  |
| 6139         | 05 00 05     | CLOSED LBX IMAGE VIEWING 715681  | \$ 20.00   | 1           | \$ 20.00     | \$ 20.00   | \$ -      |  |
| 6201         | 05 99 99     | REMITTER RECORD STORG 715681     | \$ 0.01    | 356         | \$ 4.91      | \$ 4.91    | \$ (0.00) |  |
| 6139         | 05 00 05     | CLOSED LBX IMAGE VIEWING 781166  | \$ 20.00   | 1           | \$ 20.00     | \$ 20.00   | \$ -      |  |
| 6139         | 05 00 05     | CLOSED LBX IMAGE VIEWING 781216  | \$ 20.00   | 1           | \$ 20.00     | \$ 20.00   | \$ -      |  |
| 6139         | 05 00 05     | CLOSED LBX IMAGE VIEWING 7812161 | \$ 20.00   | 1           | \$ 20.00     | \$ 20.00   | \$ -      |  |
| 6139         | 05 00 05     | CLOSED LBX IMAGE VIEWING 7812162 | \$ 20.00   | 1           | \$ 20.00     | \$ 20.00   | \$ -      |  |
| 6139         | 05 00 05     | CLOSED LBX IMAGE VIEWING 7812163 | \$ 20.00   | 1           | \$ 20.00     | \$ 20.00   | \$ -      |  |
| 6139         | 05 00 05     | CLOSED LBX IMAGE VIEWING 7812164 | \$ 20.00   | 1           | \$ 20.00     | \$ 20.00   | \$ -      |  |
| 6139         | 05 00 05     | CLOSED LBX IMAGE VIEWING 7812165 | \$ 20.00   | 1           | \$ 20.00     | \$ 20.00   | \$ -      |  |
| 6139         | 05 00 05     | CLOSED LBX IMAGE VIEWING 781290  | \$ 20.00   | 1           | \$ 20.00     | \$ 20.00   | \$ -      |  |
| 6139         | 05 00 05     | CLOSED LBX IMAGE VIEWING 781859  | \$ 20.00   | 1           | \$ 20.00     | \$ 20.00   | \$ -      |  |
| <b>Total</b> |              |                                  |            |             | \$ 468.91    | \$ 438.91  | \$ 30.00  | \$30 Fee adjustment on 3/13/17 invoice |

|                           |           |
|---------------------------|-----------|
| Service Fee Total         | \$ 438.91 |
| Earnings Credit Allowance | \$ -      |
|                           | \$ 438.91 |



# STATE BOARD OF DEPOSIT STATE OF OHIO

**Members:**

Josh Mandel, Chairman  
Treasurer of State  
Mike DeWine  
Attorney General  
Dave Yost  
Auditor of State

## CERTIFICATION OF THE EXPENSES OF THE STATE BOARD OF DEPOSIT

In accordance with Chapter 135.02 of the Ohio Revised Code, the undersigned, Chairman and Secretary of the State Board of Deposit of the State of Ohio, hereby certifies that the necessary expenses of the Board, which represent Huntington banking fees [ODNR-Division of Reclamation] for February 2017, are \$123.53.

*Josh Mandel*

CHAIRMAN

*Stacy Cumberlander*

SECRETARY

*March 23, 2017*

DATE



TREAS-ST OH DEPT NATURAL RESOURCES  
 RECLAMATION  
 30 E. BROAD STREET 10TH FLOOR  
 COLUMBUS OH 43215-3414

Invoice

Direct Inquiries to your account officer or to  
 Huntington Business Direct (1-800-480-2001)

**Account Analysis Statement**

**Group: 801892412957**

Analysis Period From 02/01/2017  
 To 02/28/2017  
 Statement Date 03/08/2017

**Account Summary Section**

**Group Account: 801892412957**

| Balance Analysis               |             | Service Charge Analysis   |         |
|--------------------------------|-------------|---------------------------|---------|
| AVERAGE BALANCE                | 24,657.69   | EARNINGS CREDIT ALLOWANCE | 6.62    |
| LESS AVERAGE FLOAT             | .00         | TOTAL CHARGE FOR SERVICES | -130.15 |
| AVERAGE COLLECTED BALANCE      | 24,657.69   | NET CHARGE FOR SERVICES   | -123.53 |
| AVG POSITIVE COLLECTED BALANCE | 24,657.69   | ***SERVICE CHARGE AMOUNT  | 123.53  |
| LESS RESERVE REQUIRED          | .00         |                           |         |
| AVERAGE AVAILABLE BALANCE      | 24,657.69   |                           |         |
| LESS BALANCE REQUIRED          | -484,678.60 |                           |         |
| NET AVAILABLE BALANCE          | -460,020.91 |                           |         |
| TOTAL DEFICIT BALANCE          | -460,020.91 |                           |         |

**Service Charge Detail**

**Group Account: 801892412957**

| Service Code                     | AFP Code | Service Description            | Volume | Unit Price | Charge for Service |
|----------------------------------|----------|--------------------------------|--------|------------|--------------------|
| <b>GENERAL ACCOUNT SERVICES</b>  |          |                                |        |            |                    |
| 0021                             | 010000   | MONTHLY SERVICE FEE            | 1      | 12.0000    | 12.00              |
| 0104                             | 010307   | PAPERLESS STATEMENT            | 1      | .0000      | .00                |
| <b>ACCOUNT ANALYSIS</b>          |          |                                |        |            |                    |
| 3004                             | 300100   | ANALYSIS STATEMENT VIA EDI     | 1      | 15.0000    | 15.00              |
| <b>BUSINESS SECURITY SUITE</b>   |          |                                |        |            |                    |
| 0183                             | 251053   | ACH POS PAY-ALERTS             | 450    | .0000      | .00                |
| 1490                             | 251050   | ACH POS PAY ONLY ACCT          | 1      | 15.0000    | 15.00              |
| <b>BUSINESS ONLINE-BOL</b>       |          |                                |        |            |                    |
| 3722                             | 4000ZZ   | BOL ACCOUNT MAINT-BASIC        | 1      | .0000      | .00                |
| 3742                             | 400272   | BOL PREVIOUS DAY ITEMS-BASIC   | 19     | .0000      | .00                |
| <b>INFORMATION REPORTING</b>     |          |                                |        |            |                    |
| 4005                             | 40001Z   | INFO RPT-TRANS - MONTHLY MAINT | 1      | 15.0000    | 15.00              |
| 4006                             | 400230   | INFO RPT-TRANS - PREV DAY SUMM | 209    | .3500      | 73.15              |
| <b>TOTAL CHARGE FOR SERVICES</b> |          |                                |        |            | <b>130.15</b>      |

THE HUNTINGTON NATIONAL BANK  
PO BOX 1558 EA2W20  
COLUMBUS OH 43216-1558



TREAS-ST OH DEPT NATURAL RESOURCES  
RECLAMATION  
30 E. BROAD STREET 10TH FLOOR  
COLUMBUS OH 43215-3414

Invoice

Direct Inquiries to your account officer or to  
Huntington Business Direct (1-800-480-2001)

**Account Analysis Statement**

**Group:** 801892412957

**Account:** 01892412957

Analysis Period From 02/01/2017  
To 02/28/2017  
Statement Date 03/08/2017  
Invoice Due Date\* 03/30/2017

\* Please remit the Total Amount Due of 380.39 before this date

**Invoice Details**

**Group:** 801892412957

**Description**

|                                       |                           |         |
|---------------------------------------|---------------------------|---------|
| Previous Balance                      |                           | 383.79  |
| Payments Received                     |                           |         |
| 02/17/2017 Invoice # 8900000000041215 |                           | 126.56  |
| 02/17/2017 Invoice # 8900000000041215 | Invoiced Payment Reversal | 126.93  |
| 02/17/2017 Invoice # 8900000000041215 |                           | 126.93  |
| 02/17/2017 Invoice # 8900000000041623 |                           | .37     |
| Grand Total Payments Received         |                           | 126.93- |
| Account Summary of Charges            |                           |         |
| Previous Invoice Balance              |                           | 256.86  |
| Total Past Due                        |                           | 256.86  |
| Current Service Charges               |                           | 123.53  |
| Total Amount Due                      |                           | 380.39  |

Statement Period 02/01/2017 to 02/28/2017 Page 2 of 3

(please fold and tear here to remit this portion with your payment)

TREAS-ST OH DEPT NATURAL RESOURCES  
RECLAMATION  
30 E. BROAD STREET 10TH FLOOR  
COLUMBUS OH 43215-3414

Group #: 801892412957  
Invoice Date: 02/28/2017  
Invoice #: 008900000000042400

THE HUNTINGTON NATIONAL BANK  
DEPT. L-2043  
COLUMBUS OHIO 43260

Payment Due on 03/30/2017  
Amount Due 380.39

Amount Enclosed:

\$

Checks and money orders should be made payable to Huntington National Bank



TREAS-ST OH DEPT NATURAL RESOURCES  
 DIVISION OF RECLAMATION  
 30 E. BROAD STREET 10TH FLOOR  
 COLUMBUS OH 43215-3414

Invoice

Direct Inquiries to your account officer or to  
 Huntington Business Direct (1-800-480-2001)

Account Analysis Statement

Group: 801892412957

Account: 01892412957

Analysis Period From 02/01/2017  
 To 02/28/2017  
 Statement Date 03/08/2017

Account Summary Section

Public Fund Analyzed Checking Account: 01892412957

| Balance Analysis               |             | Service Charge Analysis           |         |
|--------------------------------|-------------|-----------------------------------|---------|
| AVERAGE BALANCE                | 24,657.69   | EARNINGS CREDIT ALLOWANCE 0.350 % | 6.62    |
| LESS AVERAGE FLOAT             | .00         | TOTAL CHARGE FOR SERVICES         | -130.15 |
| AVERAGE COLLECTED BALANCE      | 24,657.69   | NET CHARGE FOR SERVICES           | -123.53 |
| AVG POSITIVE COLLECTED BALANCE | 24,657.69   | ***SERVICE CHARGE AMOUNT          | 123.53  |
| LESS RESERVE REQUIRED @        | .00         |                                   |         |
| AVERAGE AVAILABLE BALANCE      | 24,657.69   |                                   |         |
| LESS BALANCE REQUIRED          | -484,678.60 |                                   |         |
| NET AVAILABLE BALANCE          | -460,020.91 |                                   |         |
| TOTAL DEFICIT BALANCE          | -460,020.91 |                                   |         |

*AP*  
 3/21/17

Service Charge Detail

Public Fund Analyzed Checking Account: 01892412957

| Service Code                     | AFP Code | Service Description            | Volume | Unit Price | Charge for Service |
|----------------------------------|----------|--------------------------------|--------|------------|--------------------|
| <b>GENERAL ACCOUNT SERVICES</b>  |          |                                |        |            |                    |
| 0021                             | 010000   | MONTHLY SERVICE FEE            | 1      | 12.0000    | 12.00              |
| 0104                             | 010307   | PAPERLESS STATEMENT            | 1      | .0000      | .00                |
| <b>ACCOUNT ANALYSIS</b>          |          |                                |        |            |                    |
| 3004                             | 300100   | ANALYSIS STATEMENT VIA EDI     | 1      | 15.0000    | 15.00              |
| <b>BUSINESS SECURITY SUITE</b>   |          |                                |        |            |                    |
| 0183                             | 251053   | ACH POS PAY-ALERTS             | 450    | .0000      | .00                |
| 1490                             | 251050   | ACH POS PAY ONLY ACCT          | 1      | 15.0000    | 15.00              |
| <b>BUSINESS ONLINE-BOL</b>       |          |                                |        |            |                    |
| 3722                             | 4000ZZ   | BOL ACCOUNT MAINT-BASIC        | 1      | .0000      | .00                |
| 3742                             | 400272   | BOL PREVIOUS DAY ITEMS-BASIC   | 19     | .0000      | .00                |
| <b>INFORMATION REPORTING</b>     |          |                                |        |            |                    |
| 4005                             | 40001Z   | INFO RPT-TRANS - MONTHLY MAINT | 1      | 15.0000    | 15.00              |
| 4006                             | 400230   | INFO RPT-TRANS - PREV DAY SUMM | 209    | .3500      | 73.15              |
| <b>TOTAL CHARGE FOR SERVICES</b> |          |                                |        |            | <b>130.15</b>      |

Board of Deposit  
Huntington ODNR Division of Reclamation 2957 - February 2017

| Bank Code    | Service Code | Description                    | Unit Price | Total Units | Total Amount  | List Price    | Variance | Comments |
|--------------|--------------|--------------------------------|------------|-------------|---------------|---------------|----------|----------|
| 21           | 01 00 00     | MONTHLY SERVICE FEEUF          | 12         | 1           | 12            | 12            | 0        |          |
|              | 104 01 03 07 | PAPERLESS STATEMENT            | 0          | 1           | 0             | 0             | 0        |          |
| 3004         | 30 01 00     | ANALYSIS STATEMENT VIA EDI     | 15         | 1           | 15            | 15            | 0        |          |
| 183          | 25 10 53     | ACH POS PAY-ALERTS             | 0          | 450         | 0             | 0             | 0        |          |
| 1490         | 25 10 50     | ACH POS PAY ONLY ACCT          | 15         | 1           | 15            | 15            | 0        |          |
| 3722         | 40 00 Z2     | BOL ACCOUNT MAINT-BASIC        | 0          | 1           | 0             | 0             | 0        |          |
| 3742         | 40 02 72     | BOL PREVIOUS DAY ITEMS-BASIC   | 0          | 19          | 0             | 0             | 0        |          |
| 4005         | 40 00 12     | INFO RPT-TRANS - MONTHLY MAINT | 15         | 1           | 15            | 15            | 0        |          |
| 4006         | 40 02 30     | INFO RPT-TRANS - PREV DAY SUMM | 0.35       | 209         | 73.15         | 73.15         | 0        |          |
| <b>Total</b> |              |                                |            |             | <b>130.15</b> | <b>130.15</b> | <b>0</b> |          |

|                           |                  |
|---------------------------|------------------|
| Service Fee Total         | \$ 130.15        |
| Earnings Credit Allowance | \$ 6.62          |
|                           | <u>\$ 123.53</u> |



# STATE BOARD OF DEPOSIT STATE OF OHIO

**Members:**

Josh Mandel, Chairman  
Treasurer of State  
Mike DeWine  
Attorney General  
Dave Yost  
Auditor of State

## CERTIFICATION OF THE EXPENSES OF THE STATE BOARD OF DEPOSIT

In accordance with Chapter 135.02 of the Ohio Revised Code, the undersigned, Chairman and Secretary of the State Board of Deposit of the State of Ohio, hereby certifies that the necessary expenses of the Board, which represent Huntington banking fees [ODNR Lake Katherine] for February 2017, are \$128.81.

*Josh Mandel*

CHAIRMAN

*Stacy Lumber Ouder*

SECRETARY

*March 23, 2017*

DATE

THE HUNTINGTON NATIONAL BANK  
 PO BOX 1558 EA2W20  
 COLUMBUS OH 43216-1558



TREAS-ST OH DEPT NATURAL RESOURCES  
 ODNR LAKE KATHERINE  
 30 E. BROAD STREET 10TH FLOOR  
 COLUMBUS OH 43215-3414

Invoice

Direct Inquiries to your account officer or to  
 Huntington Business Direct (1-800-480-2001)

**Account Analysis Statement**

**Group: 801892413134**

Analysis Period From 02/01/2017  
 To 02/28/2017  
 Statement Date 03/08/2017

**Account Summary Section**

**Group Account: 801892413134**

| Balance Analysis               |             | Service Charge Analysis   |         |
|--------------------------------|-------------|---------------------------|---------|
| AVERAGE BALANCE                | 5,000.00    | EARNINGS CREDIT ALLOWANCE | 1.34    |
| LESS AVERAGE FLOAT             | .00         | TOTAL CHARGE FOR SERVICES | -130.15 |
| AVERAGE COLLECTED BALANCE      | 5,000.00    | NET CHARGE FOR SERVICES   | -128.81 |
| AVG POSITIVE COLLECTED BALANCE | 5,000.00    | ***SERVICE CHARGE AMOUNT  | 128.81  |
| LESS RESERVE REQUIRED          | .00         |                           |         |
| AVERAGE AVAILABLE BALANCE      | 5,000.00    |                           |         |
| LESS BALANCE REQUIRED          | -484,678.60 |                           |         |
| NET AVAILABLE BALANCE          | -479,678.60 |                           |         |
| TOTAL DEFICIT BALANCE          | -479,678.60 |                           |         |

**Service Charge Detail**

**Group Account: 801892413134**

| Service Code                     | AFP Code | Service Description            | Volume | Unit Price | Charge for Service |
|----------------------------------|----------|--------------------------------|--------|------------|--------------------|
| <b>GENERAL ACCOUNT SERVICES</b>  |          |                                |        |            |                    |
| 0021                             | 010000   | MONTHLY SERVICE FEE            | 1      | 12.0000    | 12.00              |
| 0104                             | 010307   | PAPERLESS STATEMENT            | 1      | .0000      | .00                |
| <b>ACCOUNT ANALYSIS</b>          |          |                                |        |            |                    |
| 3004                             | 300100   | ANALYSIS STATEMENT VIA EDI     | 1      | 15.0000    | 15.00              |
| <b>BUSINESS SECURITY SUITE</b>   |          |                                |        |            |                    |
| 0183                             | 251053   | ACH POS PAY-ALERTS             | 450    | .0000      | .00                |
| 1490                             | 251050   | ACH POS PAY ONLY ACCT          | 1      | 15.0000    | 15.00              |
| <b>BUSINESS ONLINE-BOL</b>       |          |                                |        |            |                    |
| 3722                             | 4000ZZ   | BOL ACCOUNT MAINT-BASIC        | 1      | .0000      | .00                |
| 3742                             | 400272   | BOL PREVIOUS DAY ITEMS-BASIC   | 19     | .0000      | .00                |
| <b>INFORMATION REPORTING</b>     |          |                                |        |            |                    |
| 4005                             | 40001Z   | INFO RPT-TRANS - MONTHLY MAINT | 1      | 15.0000    | 15.00              |
| 4006                             | 400230   | INFO RPT-TRANS - PREV DAY SUMM | 209    | .3500      | 73.15              |
| <b>TOTAL CHARGE FOR SERVICES</b> |          |                                |        |            | <b>130.15</b>      |



THE HUNTINGTON NATIONAL BANK  
PO BOX 1558 EA2W20  
COLUMBUS OH 43216-1558



TREAS-ST OH DEPT NATURAL RESOURCES  
ODNR LAKE KATHERINE  
30 E. BROAD STREET 10TH FLOOR  
COLUMBUS OH 43215-3414

Invoice

Direct Inquiries to your account officer or to  
Huntington Business Direct (1-800-480-2001)

**Account Analysis Statement**

**Group:** 801892413134

**Account:** 01892413134

Analysis Period From 02/01/2017  
To 02/28/2017

Statement Date 03/08/2017

Invoice Due Date\* 03/30/2017

\* Please remit the Total Amount Due of 397.27 before this date

**Invoice Details**

**Group:** 801892413134

Description

Previous Balance 401.03

Payments Received

|   |        |
|---|--------|
| 02/17/2017 Invoice # 8900000000041217                           | 132.14 |
| 02/17/2017 Invoice # 8900000000041217 Invoiced Payment Reversal | 132.57 |
| 02/17/2017 Invoice # 8900000000041217                           | 132.57 |
| 02/17/2017 Invoice # 8900000000041625                           | .43    |

Grand Total Payments Received 132.57-

Account Summary of Charges

Previous Invoice Balance 268.46  
Total Past Due 268.46

Current Service Charges 128.81

Total Amount Due 397.27

Statement Period 02/01/2017 to 02/28/2017 Page 2 of 3

(please fold and tear here to remit this portion with your payment)

TREAS-ST OH DEPT NATURAL RESOURCES  
ODNR LAKE KATHERINE  
30 E. BROAD STREET 10TH FLOOR  
COLUMBUS OH 43215-3414

Group #: 801892413134

Invoice Date: 02/28/2017

Invoice #: 008900000000042402

THE HUNTINGTON NATIONAL BANK  
DEPT. L-2043  
COLUMBUS OHIO 43260

Payment Due on 03/30/2017

Amount Due 397.27

Amount Enclosed:

\$

Checks and money orders should be made payable to Huntington National Bank

THE HUNTINGTON NATIONAL BANK  
 PO BOX 1558 EA2W20  
 COLUMBUS OH 43216-1558



TREAS-ST OH DEPT NATURAL RESOURCES  
 ODNR LAKE KATHERINE MGMT FUND  
 30 E. BROAD STREET 10TH FLOOR  
 COLUMBUS OH 43215-3414

Invoice

Direct Inquiries to your account officer or to  
 Huntington Business Direct (1-800-480-2001)

**Account Analysis Statement**

**Group:** 801892413134

**Account:** 01892413134

Analysis Period From 02/01/2017  
 To 02/28/2017

Statement Date 03/08/2017

**Account Summary Section**

**Public Fund Analyzed Checking Account:** 01892413134

| Balance Analysis               |             | Service Charge Analysis           |         |
|--------------------------------|-------------|-----------------------------------|---------|
| AVERAGE BALANCE                | 5,000.00    | EARNINGS CREDIT ALLOWANCE 0.350 % | 1.34    |
| LESS AVERAGE FLOAT             | .00         | TOTAL CHARGE FOR SERVICES         | -130.15 |
| AVERAGE COLLECTED BALANCE      | 5,000.00    | NET CHARGE FOR SERVICES           | -128.81 |
| AVG POSITIVE COLLECTED BALANCE | 5,000.00    | ***SERVICE CHARGE AMOUNT          | 128.81  |
| LESS RESERVE REQUIRED @        | .00         |                                   |         |
| AVERAGE AVAILABLE BALANCE      | 5,000.00    |                                   |         |
| LESS BALANCE REQUIRED          | -484,678.60 |                                   |         |
| NET AVAILABLE BALANCE          | -479,678.60 |                                   |         |
| TOTAL DEFICIT BALANCE          | -479,678.60 |                                   |         |

*PR*  
*3/21/17*

**Service Charge Detail**

**Public Fund Analyzed Checking Account:** 01892413134


| Service Code                     | AFP Code | Service Description            | Volume | Unit Price | Charge for Service |
|----------------------------------|----------|--------------------------------|--------|------------|--------------------|
| <b>GENERAL ACCOUNT SERVICES</b>  |          |                                |        |            |                    |
| 0021                             | 010000   | MONTHLY SERVICE FEE            | 1      | 12.0000    | 12.00              |
| 0104                             | 010307   | PAPERLESS STATEMENT            | 1      | .0000      | .00                |
| <b>ACCOUNT ANALYSIS</b>          |          |                                |        |            |                    |
| 3004                             | 300100   | ANALYSIS STATEMENT VIA EDI     | 1      | 15.0000    | 15.00              |
| <b>BUSINESS SECURITY SUITE</b>   |          |                                |        |            |                    |
| 0183                             | 251053   | ACH POS PAY-ALERTS             | 450    | .0000      | .00                |
| 1490                             | 251050   | ACH POS PAY ONLY ACCT          | 1      | 15.0000    | 15.00              |
| <b>BUSINESS ONLINE-BOL</b>       |          |                                |        |            |                    |
| 3722                             | 4000ZZ   | BOL ACCOUNT MAINT-BASIC        | 1      | .0000      | .00                |
| 3742                             | 400272   | BOL PREVIOUS DAY ITEMS-BASIC   | 19     | .0000      | .00                |
| <b>INFORMATION REPORTING</b>     |          |                                |        |            |                    |
| 4005                             | 40001Z   | INFO RPT-TRANS - MONTHLY MAINT | 1      | 15.0000    | 15.00              |
| 4006                             | 400230   | INFO RPT-TRANS - PREV DAY SUMM | 209    | .3500      | 73.15              |
| <b>TOTAL CHARGE FOR SERVICES</b> |          |                                |        |            | <b>130.15</b>      |

Board of Deposit

Huntington ODNR Lake Katherine Management Fund 3134 - February 2017

| Bank Code    | Service Code | Description                    | Unit Price | Total Units | Total Amount  | List Price    | Variance | Comments |
|--------------|--------------|--------------------------------|------------|-------------|---------------|---------------|----------|----------|
| 21           | 01 00 00     | MONTHLY SERVICE FEEUF          | 12         | 1           | 12            | 12            | 0        |          |
| 104          | 01 03 07     | PAPERLESS STATEMENT            | 0          | 1           | 0             | 0             | 0        |          |
| 3004         | 30 01 00     | ANALYSIS STATEMENT VIAEDI      | 15         | 1           | 15            | 15            | 0        |          |
| 183          | 25 10 53     | ACH POS PAY-ALERTS             | 0          | 450         | 0             | 0             | 0        |          |
| 1490         | 25 10 50     | ACH POS PAY ONLY ACCT          | 15         | 1           | 15            | 15            | 0        |          |
| 3722         | 40 00 ZZ     | BOL ACCOUNT MAINT-BASIC        | 0          | 1           | 0             | 0             | 0        |          |
| 3742         | 40 02 72     | BOL PREVIOUS DAY ITEMS-BASIC   | 0          | 19          | 0             | 0             | 0        |          |
| 4005         | 40 00 12     | INFO RPT-TRANS - MONTHLY MAINT | 15         | 1           | 15            | 15            | 0        |          |
| 4006         | 40 02 30     | INFO RPT-TRANS - PREV DAY SUMM | 0.35       | 209         | 73.15         | 73.15         | 0        |          |
| <b>Total</b> |              |                                |            |             | <b>130.15</b> | <b>130.15</b> | <b>0</b> |          |

|                           |    |        |
|---------------------------|----|--------|
| Service Fee Total         | \$ | 130.15 |
| Earnings Credit Allowance | \$ | 1.34   |
|                           | \$ | 128.81 |



# STATE BOARD OF DEPOSIT STATE OF OHIO

**Members:**

Josh Mandel, Chairman  
Treasurer of State  
Mike DeWine  
Attorney General  
Dave Yost  
Auditor of State

## CERTIFICATION OF THE EXPENSES OF THE STATE BOARD OF DEPOSIT

In accordance with Chapter 135.02 of the Ohio Revised Code, the undersigned, Chairman and Secretary of the State Board of Deposit of the State of Ohio, hereby certifies that the necessary expenses of the Board, which represent Huntington banking fees [ODNR-Wildlife Habitat Fund] for February 2017, are \$130.15.

*Josh Mandel*

CHAIRMAN

*Stacy Cumberlander*

SECRETARY

*March 23, 2017*

DATE



TREAS-ST OH DEPT NATURAL RESOURCES  
 WILDLIFE HABITAT  
 30 E. BROAD STREET 10TH FLOOR  
 COLUMBUS OH 43215-3414

Invoice

Direct Inquiries to your account officer or to  
 Huntington Business Direct (1-800-480-2001)

**Account Analysis Statement**

**Group: 801892413105**

Analysis Period From 02/01/2017  
 To 02/28/2017  
 Statement Date 03/08/2017

**Account Summary Section**

**Group Account: 801892413105**

| Balance Analysis               |             | Service Charge Analysis   |         |
|--------------------------------|-------------|---------------------------|---------|
| AVERAGE BALANCE                | .00         | EARNINGS CREDIT ALLOWANCE | .00     |
| LESS AVERAGE FLOAT             | .00         | TOTAL CHARGE FOR SERVICES | -130.15 |
| AVERAGE COLLECTED BALANCE      | .00         | NET CHARGE FOR SERVICES   | -130.15 |
| AVG POSITIVE COLLECTED BALANCE | .00         | ***SERVICE CHARGE AMOUNT  | 130.15  |
| LESS RESERVE REQUIRED          | .00         |                           |         |
| AVERAGE AVAILABLE BALANCE      | .00         |                           |         |
| LESS BALANCE REQUIRED          | -484,678.60 |                           |         |
| NET AVAILABLE BALANCE          | -484,678.60 |                           |         |
| TOTAL DEFICIT BALANCE          | -484,678.60 |                           |         |

**Service Charge Detail**

**Group Account: 801892413105**

| Service Code                     | AFP Code | Service Description            | Volume | Unit Price | Charge for Service |
|----------------------------------|----------|--------------------------------|--------|------------|--------------------|
| <b>GENERAL ACCOUNT SERVICES</b>  |          |                                |        |            |                    |
| 0021                             | 010000   | MONTHLY SERVICE FEE            | 1      | 12.0000    | 12.00              |
| 0104                             | 010307   | PAPERLESS STATEMENT            | 1      | .0000      | .00                |
| <b>ACCOUNT ANALYSIS</b>          |          |                                |        |            |                    |
| 3004                             | 300100   | ANALYSIS STATEMENT VIA EDI     | 1      | 15.0000    | 15.00              |
| <b>BUSINESS SECURITY SUITE</b>   |          |                                |        |            |                    |
| 0183                             | 251053   | ACH POS PAY-ALERTS             | 450    | .0000      | .00                |
| 1490                             | 251050   | ACH POS PAY ONLY ACCT          | 1      | 15.0000    | 15.00              |
| <b>BUSINESS ONLINE-BOL</b>       |          |                                |        |            |                    |
| 3722                             | 4000ZZ   | BOL ACCOUNT MAINT-BASIC        | 1      | .0000      | .00                |
| 3742                             | 400272   | BOL PREVIOUS DAY ITEMS-BASIC   | 19     | .0000      | .00                |
| <b>INFORMATION REPORTING</b>     |          |                                |        |            |                    |
| 4005                             | 40001Z   | INFO RPT-TRANS - MONTHLY MAINT | 1      | 15.0000    | 15.00              |
| 4006                             | 400230   | INFO RPT-TRANS - PREV DAY SUMM | 209    | .3500      | 73.15              |
| <b>TOTAL CHARGE FOR SERVICES</b> |          |                                |        |            | <b>130.15</b>      |

THE HUNTINGTON NATIONAL BANK  
PO BOX 1558 EA2W20  
COLUMBUS OH 43216-1558



TREAS-ST OH DEPT NATURAL RESOURCES  
WILDLIFE HABITAT  
30 E. BROAD STREET 10TH FLOOR  
COLUMBUS OH 43215-3414

Invoice

Direct Inquiries to your account officer or to  
Huntington Business Direct (1-800-480-2001)

Account Analysis Statement

Group: 801892413105

Account: 01892413105

Analysis Period From 02/01/2017  
To 02/28/2017  
Statement Date 03/08/2017  
Invoice Due Date\* 03/30/2017

\* Please remit the Total Amount Due of 414.50 before this date

Invoice Details

Group: 801892413105

Description

|  |                           |         |
|--|---------------------------|---------|
| Previous Balance                       |                           | 418.35  |
| Payments Received                      |                           |         |
| 02/17/2017 Invoice # 89000000000041216 |                           | 134.00  |
| 02/17/2017 Invoice # 89000000000041216 | Invoiced Payment Reversal | 134.00  |
| 02/17/2017 Invoice # 89000000000041216 |                           | 134.00  |
| Grand Total Payments Received          |                           | 134.00- |
| Account Summary of Charges             |                           |         |
| Previous Invoice Balance               |                           | 284.35  |
| Total Past Due                         |                           | 284.35  |
| Current Service Charges                |                           | 130.15  |
| Total Amount Due                       |                           | 414.50  |

Statement Period 02/01/2017 to 02/28/2017 Page 2 of 3

(please fold and tear here to remit this portion with your payment)

TREAS-ST OH DEPT NATURAL RESOURCES  
WILDLIFE HABITAT  
30 E. BROAD STREET 10TH FLOOR  
COLUMBUS OH 43215-3414

Group #:801892413105  
Invoice Date: 02/28/2017  
Invoice #: 008900000000042401

THE HUNTINGTON NATIONAL BANK  
DEPT. L-2043  
COLUMBUS OHIO 43260

Payment Due on 03/30/2017

Amount Due 414.50

Amount Enclosed:

\$

Checks and money orders should be made payable to Huntington National Bank

THE HUNTINGTON NATIONAL BANK  
 PO BOX 1558 EA2W20  
 COLUMBUS OH 43216-1558



TREAS-ST OH DEPT NATURAL RESOURCES  
 ODNR WILDLIFE HABITAT FUND  
 30 E. BROAD STREET 10TH FLOOR  
 COLUMBUS OH 43215-3414

Invoice

Direct Inquiries to your account officer or to  
 Huntington Business Direct (1-800-480-2001)

Account Analysis Statement

Group: 801892413105

Account: 01892413105

Analysis Period From 02/01/2017  
 To 02/28/2017  
 Statement Date 03/08/2017

Account Summary Section

Public Fund Analyzed Checking Account: 01892413105

| Balance Analysis               |             | Service Charge Analysis           |         |
|--------------------------------|-------------|-----------------------------------|---------|
| AVERAGE BALANCE                | .00         | EARNINGS CREDIT ALLOWANCE 0.350 % | .00     |
| LESS AVERAGE FLOAT             | .00         | TOTAL CHARGE FOR SERVICES         | -130.15 |
| AVERAGE COLLECTED BALANCE      | .00         | NET CHARGE FOR SERVICES           | -130.15 |
| AVG POSITIVE COLLECTED BALANCE | .00         | ***SERVICE CHARGE AMOUNT          | 130.15  |
| LESS RESERVE REQUIRED @        | .00         |                                   |         |
| AVERAGE AVAILABLE BALANCE      | .00         |                                   |         |
| LESS BALANCE REQUIRED          | -484,678.60 |                                   |         |
| NET AVAILABLE BALANCE          | -484,678.60 |                                   |         |
| TOTAL DEFICIT BALANCE          | -484,678.60 |                                   |         |

*Handwritten:* PR 3/2/17

Service Charge Detail

Public Fund Analyzed Checking Account: 01892413105

| Service Code                     | AFP Code | Service Description            | Volume | Unit Price | Charge for Service |
|----------------------------------|----------|--------------------------------|--------|------------|--------------------|
| <b>GENERAL ACCOUNT SERVICES</b>  |          |                                |        |            |                    |
| 0021                             | 010000   | MONTHLY SERVICE FEE            | 1      | 12.0000    | 12.00              |
| 0104                             | 010307   | PAPERLESS STATEMENT            | 1      | .0000      | .00                |
| <b>ACCOUNT ANALYSIS</b>          |          |                                |        |            |                    |
| 3004                             | 300100   | ANALYSIS STATEMENT VIA EDI     | 1      | 15.0000    | 15.00              |
| <b>BUSINESS SECURITY SUITE</b>   |          |                                |        |            |                    |
| 0183                             | 251053   | ACH POS PAY-ALERTS             | 450    | .0000      | .00                |
| 1490                             | 251050   | ACH POS PAY ONLY ACCT          | 1      | 15.0000    | 15.00              |
| <b>BUSINESS ONLINE-BOL</b>       |          |                                |        |            |                    |
| 3722                             | 4000ZZ   | BOL ACCOUNT MAINT-BASIC        | 1      | .0000      | .00                |
| 3742                             | 400272   | BOL PREVIOUS DAY ITEMS-BASIC   | 19     | .0000      | .00                |
| <b>INFORMATION REPORTING</b>     |          |                                |        |            |                    |
| 4005                             | 40001Z   | INFO RPT-TRANS - MONTHLY MAINT | 1      | 15.0000    | 15.00              |
| 4006                             | 400230   | INFO RPT-TRANS - PREV DAY SUMM | 209    | .3500      | 73.15              |
| <b>TOTAL CHARGE FOR SERVICES</b> |          |                                |        |            | <b>130.15</b>      |

Board of Deposit  
Huntington ODNR Wildlife Habitat Fund 3105 - February 2017

| Bank Code    | Service Code | Description                    | Unit Price | Total Units | Total Amount  | List Price    | Variance | Comments |
|--------------|--------------|--------------------------------|------------|-------------|---------------|---------------|----------|----------|
| 21           | 01 00 00     | MONTHLY SERVICE FEEÜF          | 12         | 1           | 12            | 12            | 0        |          |
| 104          | 01 03 07     | PAPERLESS STATEMENT            | 0          | 1           | 0             | 0             | 0        |          |
| 3004         | 30 01 00     | ANALYSIS STATEMENT VIA EDI     | 15         | 1           | 15            | 15            | 0        |          |
| 183          | 25 10 53     | ACH POS PAY-ALERTS             | 0          | 450         | 0             | 0             | 0        |          |
| 1490         | 25 10 50     | ACH POS PAY ONLY ACCT          | 15         | 1           | 15            | 15            | 0        |          |
| 3722         | 40 00 ZZ     | BOL ACCOUNT MAINT-BASIC        | 0          | 1           | 0             | 0             | 0        |          |
| 3742         | 40 02 72     | BOL PREVIOUS DAY ITEMS-BASIC   | 0          | 19          | 0             | 0             | 0        |          |
| 4005         | 40 00 1Z     | INFO RPT-TRANS - MONTHLY MAINT | 15         | 1           | 15            | 15            | 0        |          |
| 4006         | 40 02 30     | INFO RPT-TRANS -PREV DAY SUMM  | 0.35       | 209         | 73.15         | 73.15         | 0        |          |
| <b>Total</b> |              |                                |            |             | <b>130.15</b> | <b>130.15</b> | <b>0</b> |          |

|                           |           |
|---------------------------|-----------|
| Service Fee Total         | \$ 130.15 |
| Earnings Credit Allowance | \$ -      |
|                           | \$ 130.15 |





# STATE BOARD OF DEPOSIT STATE OF OHIO

**Members:**

Josh Mandel, Chairman  
Treasurer of State  
Mike DeWine  
Attorney General  
Dave Yost  
Auditor of State

## CERTIFICATION OF THE EXPENSES OF THE STATE BOARD OF DEPOSIT

In accordance with Chapter 135.02 of the Ohio Revised Code, the undersigned, Chairman and Secretary of the State Board of Deposit of the State of Ohio, hereby certifies that the necessary expenses of the Board, which represent Huntington banking fees [Lockbox Processing] for February 2017, are \$2,382.90.

*Josh Mandel*

CHAIRMAN

*Stacy Cumberlander*

SECRETARY

*March 23, 2017*

DATE

THE HUNTINGTON NATIONAL BANK  
 PO BOX 1558 EA2W20  
 COLUMBUS OH 43216-1558



TREAS-ST OH LOCKBOX PROCESSING  
 30 E BROAD ST FL 10  
 COLUMBUS OH 43215-3414

Invoice

Direct Inquiries to your account officer or to  
 Huntington Business Direct (1-800-480-2001)

**Account Analysis Statement**

**Group: 801892977065**

Analysis Period From 02/01/2017  
 To 02/28/2017  
 Statement Date 03/08/2017

**Account Summary Section**

**Group Account: 801892977065**

| Balance Analysis               |                |
|--------------------------------|----------------|
| AVERAGE BALANCE                | 5,157,397.89   |
| LESS AVERAGE FLOAT             | -1,998,220.47  |
| AVERAGE COLLECTED BALANCE      | 3,159,177.42   |
| AVG POSITIVE COLLECTED BALANCE | 3,159,177.42   |
| LESS RESERVE REQUIRED          | .00            |
| AVERAGE AVAILABLE BALANCE      | 3,159,177.42   |
| LESS BALANCE REQUIRED          | -12,032,653.64 |
| NET AVAILABLE BALANCE          | -8,873,476.22  |
| TOTAL DEFICIT BALANCE          | -8,873,476.22  |

| Service Charge Analysis   |           |
|---------------------------|-----------|
| EARNINGS CREDIT ALLOWANCE | 848.21    |
| TOTAL CHARGE FOR SERVICES | -3,231.11 |
| NET CHARGE FOR SERVICES   | -2,382.90 |
| ***SERVICE CHARGE AMOUNT  | 2,382.90  |

**Service Charge Detail**

**Group Account: 801892977065**

| Service Code                    | AFP Code | Service Description          | Volume | Unit Price | Charge for Service |
|---------------------------------|----------|------------------------------|--------|------------|--------------------|
| <b>GENERAL ACCOUNT SERVICES</b> |          |                              |        |            |                    |
| 0021                            | 010000   | MONTHLY SERVICE FEE          | 1      | 12.0000    | 12.00              |
| 0104                            | 010307   | PAPERLESS STATEMENT          | 1      | .0000      | .00                |
| 2551                            | 250200   | ACH RECEIVED-DEBIT           | 70     | .2000      | 14.00              |
| <b>ACCOUNT ANALYSIS</b>         |          |                              |        |            |                    |
| 3004                            | 300100   | ANALYSIS STATEMENT VIA EDI   | 1      | 15.0000    | 15.00              |
| <b>LOCKBOX</b>                  |          |                              |        |            |                    |
| 0301                            | 050000   | WLBX MONTHLY MAINTENANCE     | 4      | 70.0000    | 280.00             |
| 0310                            | 050122   | WLBX DATA CAPTURE-OCR/MICR   | 1,538  | .0200      | 30.76              |
| 0315                            | 050100   | WLBX PAYMENT PROCESSED       | 1,538  | .5500      | 845.90             |
| 0319                            | 05011M   | WLBX NON-PROCESSABLE         | 33     | .5000      | 16.50              |
| 0322                            | 05011R   | WLBX IMAGE CAPTURE           | 5,679  | .0500      | 283.95             |
| 0370                            | 050424   | LBX ONLINE VIEWING MAINT     | 4      | 35.0000    | 140.00             |
| 0371                            | 050428   | LBX ONLINE VIEWING PER IMAGE | 5,679  | .0500      | 283.95             |
| 0373                            | 050400   | LBX DATA FILE MAINT          | 4      | 25.0000    | 100.00             |
| 0374                            | 050401   | LBX DATA FILE PER PAYMENT    | 1,538  | .0500      | 76.90              |
| 0375                            | 050400   | LBX IMAGE FILE MAINT         | 4      | 25.0000    | 100.00             |
| 0376                            | 050425   | LBX IMAGE FILE PER IMAGE     | 5,679  | .0500      | 283.95             |

Service Charge Detail

Group Account: 801892977065

| Service Code                     | AFP Code | Service Description            | Volume | Unit Price | Charge for Service |
|----------------------------------|----------|--------------------------------|--------|------------|--------------------|
| 0388                             | 05013H   | LBX NON-PROCESSABLE MAIL RTRN  | 4      | 5.0000     | 20.00              |
| 0499                             | 050300   | LBX DEPOSITS PROCESSED         | 133    | .4000      | 53.20              |
| 0500                             | 10022Z   | LBX DEPOSITED ITEMS            | 1,538  | .2000      | 307.60             |
| <b>BUSINESS ONLINE-BOL</b>       |          |                                |        |            |                    |
| 3722                             | 4000ZZ   | BOL ACCOUNT MAINT-BASIC        | 1      | .0000      | .00                |
| 3730                             | 40001Z   | BOL EXPORT MAINT-BASIC         | 1      | 20.0000    | 20.00              |
| 3742                             | 400272   | BOL PREVIOUS DAY ITEMS-BASIC   | 226    | .0000      | .00                |
| 3746                             | 400275   | BOL CURRENT DAY ITEMS-BASIC    | 104    | .0000      | .00                |
| <b>CENTRALIZED RETURNS</b>       |          |                                |        |            |                    |
| 1141                             | 100400   | SPEC RETURNS ITEM PROCESSED    | 3      | 2.5000     | 7.50               |
| <b>REMOTE DEPOSIT-RD</b>         |          |                                |        |            |                    |
| 3201                             | 101302   | RD-MONTHLY MAINT               | 1      | 60.0000    | 60.00              |
| 3206                             | 101302   | RD-MONTHLY MAINT LOCKBOX-HNB   | 4      | 35.0000    | 140.00             |
| <b>INFORMATION REPORTING</b>     |          |                                |        |            |                    |
| 4005                             | 40001Z   | INFO RPT-TRANS - MONTHLY MAINT | 1      | 15.0000    | 15.00              |
| 4006                             | 400230   | INFO RPT-TRANS - PREV DAY SUMM | 209    | .3500      | 73.15              |
| 4007                             | 400231   | INFO RPT-TRANS - PREV DAY DETL | 207    | .2500      | 51.75              |
| <b>TOTAL CHARGE FOR SERVICES</b> |          |                                |        |            | <b>3,231.11</b>    |

THE HUNTINGTON NATIONAL BANK  
PO BOX 1558 EA2W20  
COLUMBUS OH 43216-1558



TREAS-ST OH LOCKBOX PROCESSING  
30 E BROAD ST FL 10  
COLUMBUS OH 43215-3414

Invoice

Direct Inquiries to your account officer or to  
Huntington Business Direct (1-800-480-2001)

**Account Analysis Statement**

**Group:** 801892977065

**Account:** 01892977065

Analysis Period From 02/01/2017  
To 02/28/2017

Statement Date 03/08/2017

Invoice Due Date\* 03/30/2017

\* Please remit the Total Amount Due of 9,795.01 before this date

**Invoice Details**

**Group:** 801892977065

Description

Previous Balance 11,638.55

Payments Received

02/23/2017 Invoice # 8900000000041330 3,780.60  
02/23/2017 Invoice # 8900000000041735 445.84

Grand Total Payments Received 4,226.44-

Account Summary of Charges

Previous Invoice Balance 7,412.11  
Total Past Due 7,412.11

Current Service Charges 2,382.90

Total Amount Due 9,795.01

Statement Period 02/01/2017 to 02/28/2017 Page 3 of 5

(please fold and tear here to remit this portion with your payment)

TREAS-ST OH LOCKBOX PROCESSING  
30 E BROAD ST FL 10  
COLUMBUS OH 43215-3414

Group #:801892977065  
Invoice Date: 02/28/2017  
Invoice #: 008900000000042509

THE HUNTINGTON NATIONAL BANK  
DEPT. L-2043  
COLUMBUS OHIO 43260

Payment Due on 03/30/2017  
Amount Due 9,795.01  
Amount Enclosed:

\$

Checks and money orders should be made payable to Huntington National Bank

THE HUNTINGTON NATIONAL BANK  
 PO BOX 1558 EA2W20  
 COLUMBUS OH 43216-1558



TREAS-ST OH LOCKBOX PROCESSING  
 30 E BROAD ST FL 10  
 COLUMBUS OH 43215-3414

Invoice

Direct Inquiries to your account officer or to  
 Huntington Business Direct (1-800-480-2001)

**Account Analysis Statement**

**Group:** 801892977065

**Account:** 01892977065

Analysis Period From 02/01/2017  
 To 02/28/2017  
 Statement Date 03/08/2017

**Account Summary Section**

**Public Fund Analyzed Checking Account:** 01892977065

| Balance Analysis               |                | Service Charge Analysis           |           |
|--------------------------------|----------------|-----------------------------------|-----------|
| AVERAGE BALANCE                | 5,157,397.89   | EARNINGS CREDIT ALLOWANCE 0.350 % | 848.21    |
| LESS AVERAGE FLOAT             | -1,998,220.47  | TOTAL CHARGE FOR SERVICES         | -3,231.11 |
| AVERAGE COLLECTED BALANCE      | 3,159,177.42   | NET CHARGE FOR SERVICES           | -2,382.90 |
| AVG POSITIVE COLLECTED BALANCE | 3,159,177.42   | ***SERVICE CHARGE AMOUNT          | 2,382.90  |
| LESS RESERVE REQUIRED @        | .00            |                                   |           |
| AVERAGE AVAILABLE BALANCE      | 3,159,177.42   |                                   |           |
| LESS BALANCE REQUIRED          | -12,032,653.64 |                                   |           |
| NET AVAILABLE BALANCE          | -8,873,476.22  |                                   |           |
| TOTAL DEFICIT BALANCE          | -8,873,476.22  |                                   |           |

*PK*  
 3/21/17

**Service Charge Detail**

**Public Fund Analyzed Checking Account:** 01892977065


| Service Code                    | AFP Code | Service Description           | Volume | Unit Price | Charge for Service |
|---------------------------------|----------|-------------------------------|--------|------------|--------------------|
| <b>GENERAL ACCOUNT SERVICES</b> |          |                               |        |            |                    |
| 0021                            | 010000   | MONTHLY SERVICE FEE           | 1      | 12.0000    | 12.00              |
| 0104                            | 010307   | PAPERLESS STATEMENT           | 1      | .0000      | .00                |
| 2551                            | 250200   | ACH RECEIVED-DEBIT            | 70     | .2000      | 14.00              |
| <b>ACCOUNT ANALYSIS</b>         |          |                               |        |            |                    |
| 3004                            | 300100   | ANALYSIS STATEMENT VIA EDI    | 1      | 15.0000    | 15.00              |
| <b>LOCKBOX</b>                  |          |                               |        |            |                    |
| 0301                            | 050000   | WLBX MONTHLY MAINTENANCE      | 4      | 70.0000    | 280.00             |
| 0310                            | 050122   | WLBX DATA CAPTURE-OCR/MICR    | 1,538  | .0200      | 30.76              |
| 0315                            | 050100   | WLBX PAYMENT PROCESSED        | 1,538  | .5500      | 845.90             |
| 0319                            | 05011M   | WLBX NON-PROCESSABLE          | 33     | .5000      | 16.50              |
| 0322                            | 05011R   | WLBX IMAGE CAPTURE            | 5,679  | .0500      | 283.95             |
| 0370                            | 050424   | LBX ONLINE VIEWING MAINT      | 4      | 35.0000    | 140.00             |
| 0371                            | 050428   | LBX ONLINE VIEWING PER IMAGE  | 5,679  | .0500      | 283.95             |
| 0373                            | 050400   | LBX DATA FILE MAINT           | 4      | 25.0000    | 100.00             |
| 0374                            | 050401   | LBX DATA FILE PER PAYMENT     | 1,538  | .0500      | 76.90              |
| 0375                            | 050400   | LBX IMAGE FILE MAINT          | 4      | 25.0000    | 100.00             |
| 0376                            | 050425   | LBX IMAGE FILE PER IMAGE      | 5,679  | .0500      | 283.95             |
| 0388                            | 05013H   | LBX NON-PROCESSABLE MAIL RTRN | 4      | 5.0000     | 20.00              |

## Service Charge Detail

Public Fund Analyzed Checking Account: 01892977065

| Service Code              | AFP Code | Service Description            | Volume | Unit Price | Charge for Service |
|---------------------------|----------|--------------------------------|--------|------------|--------------------|
| 0499                      | 050300   | LBX DEPOSITS PROCESSED         | 133    | .4000      | 53.20              |
| 0500                      | 10022Z   | LBX DEPOSITED ITEMS            | 1,538  | .2000      | 307.60             |
| BUSINESS ONLINE-BOL       |          |                                |        |            |                    |
| 3722                      | 4000ZZ   | BOL ACCOUNT MAINT-BASIC        | 1      | .0000      | .00                |
| 3730                      | 40001Z   | BOL EXPORT MAINT-BASIC         | 1      | 20.0000    | 20.00              |
| 3742                      | 400272   | BOL PREVIOUS DAY ITEMS-BASIC   | 226    | .0000      | .00                |
| 3746                      | 400275   | BOL CURRENT DAY ITEMS-BASIC    | 104    | .0000      | .00                |
| CENTRALIZED RETURNS       |          |                                |        |            |                    |
| 1141                      | 100400   | SPEC RETURNS ITEM PROCESSED    | 3      | 2.5000     | 7.50               |
| REMOTE DEPOSIT-RD         |          |                                |        |            |                    |
| 3201                      | 101302   | RD-MONTHLY MAINT               | 1      | 60.0000    | 60.00              |
| 3206                      | 101302   | RD-MONTHLY MAINT LOCKBOX-HNB   | 4      | 35.0000    | 140.00             |
| INFORMATION REPORTING     |          |                                |        |            |                    |
| 4005                      | 40001Z   | INFO RPT-TRANS - MONTHLY MAINT | 1      | 15.0000    | 15.00              |
| 4006                      | 400230   | INFO RPT-TRANS - PREV DAY SUMM | 209    | .3500      | 73.15              |
| 4007                      | 400231   | INFO RPT-TRANS - PREV DAY DETL | 207    | .2500      | 51.75              |
| TOTAL CHARGE FOR SERVICES |          |                                |        |            | 3,231.11           |





# STATE BOARD OF DEPOSIT STATE OF OHIO

**Members:**  
Josh Mandel, Chairman  
Treasurer of State  
Mike DeWine  
Attorney General  
Dave Yost  
Auditor of State

## CERTIFICATION OF THE EXPENSES OF THE STATE BOARD OF DEPOSIT

In accordance with Chapter 135.02 of the Ohio Revised Code, the undersigned, Chairman and Secretary of the State Board of Deposit of the State of Ohio, hereby certifies that the necessary expenses of the Board, which represent Huntington banking fees [Torrens Law Assurance Fund] for February 2017, are \$123.09.

*Josh Mandel*  
\_\_\_\_\_  
CHAIRMAN

*Stacy Cumberlander*  
\_\_\_\_\_  
SECRETARY

*March 23, 2017*  
\_\_\_\_\_  
DATE



THE HUNTINGTON NATIONAL BANK  
 PO BOX 1558 EA2W20  
 COLUMBUS OH 43216-1558



TREAS-ST OH TORRENS LAW ASSSUR FUND  
 TLAF  
 30 E BROAD ST FL 10  
 COLUMBUS OH 43215-3414

Invoice

Direct Inquiries to your account officer or to  
 Huntington Business Direct (1-800-480-2001)

**Account Analysis Statement**

**Group:** 801891935590

Analysis Period From 02/01/2017  
 To 02/28/2017  
 Statement Date 03/08/2017

**Account Summary Section**

**Group Account:** 801891935590

| Balance Analysis               |             | Service Charge Analysis   |         |
|--------------------------------|-------------|---------------------------|---------|
| AVERAGE BALANCE                | 26,298.98   | EARNINGS CREDIT ALLOWANCE | 7.06    |
| LESS AVERAGE FLOAT             | .00         | TOTAL CHARGE FOR SERVICES | -130.15 |
| AVERAGE COLLECTED BALANCE      | 26,298.98   | NET CHARGE FOR SERVICES   | -123.09 |
| AVG POSITIVE COLLECTED BALANCE | 26,298.98   | ***SERVICE CHARGE AMOUNT  | 123.09  |
| LESS RESERVE REQUIRED          | .00         |                           |         |
| AVERAGE AVAILABLE BALANCE      | 26,298.98   |                           |         |
| LESS BALANCE REQUIRED          | -484,678.60 |                           |         |
| NET AVAILABLE BALANCE          | -458,379.62 |                           |         |
| TOTAL DEFICIT BALANCE          | -458,379.62 |                           |         |

**Service Charge Detail**

**Group Account:** 801891935590

| Service Code                     | AFP Code | Service Description            | Volume | Unit Price | Charge for Service |
|----------------------------------|----------|--------------------------------|--------|------------|--------------------|
| <b>GENERAL ACCOUNT SERVICES</b>  |          |                                |        |            |                    |
| 0021                             | 010000   | MONTHLY SERVICE FEE            | 1      | 12.0000    | 12.00              |
| 0104                             | 010307   | PAPERLESS STATEMENT            | 1      | .0000      | .00                |
| <b>ACCOUNT ANALYSIS</b>          |          |                                |        |            |                    |
| 3004                             | 300100   | ANALYSIS STATEMENT VIA EDI     | 1      | 15.0000    | 15.00              |
| <b>BUSINESS SECURITY SUITE</b>   |          |                                |        |            |                    |
| 0183                             | 251053   | ACH POS PAY-ALERTS             | 450    | .0000      | .00                |
| 1490                             | 251050   | ACH POS PAY ONLY ACCT          | 1      | 15.0000    | 15.00              |
| <b>BUSINESS ONLINE-BOL</b>       |          |                                |        |            |                    |
| 3722                             | 4000ZZ   | BOL ACCOUNT MAINT-BASIC        | 1      | .0000      | .00                |
| 3742                             | 400272   | BOL PREVIOUS DAY ITEMS-BASIC   | 19     | .0000      | .00                |
| <b>INFORMATION REPORTING</b>     |          |                                |        |            |                    |
| 4005                             | 40001Z   | INFO RPT-TRANS - MONTHLY MAINT | 1      | 15.0000    | 15.00              |
| 4006                             | 400230   | INFO RPT-TRANS - PREV DAY SUMM | 209    | .3500      | 73.15              |
| <b>TOTAL CHARGE FOR SERVICES</b> |          |                                |        |            | <b>130.15</b>      |

THE HUNTINGTON NATIONAL BANK  
PO BOX 1558 EA2W20  
COLUMBUS OH 43216-1558



TREAS-ST OH TORRENS LAW ASSSUR FUND  
TLAF  
30 E BROAD ST FL 10  
COLUMBUS OH 43215-3414

Invoice

Direct Inquiries to your account officer or to  
Huntington Business Direct (1-800-480-2001)

**Account Analysis Statement**

**Group:** 801891935590

**Account:** 01891935590

Analysis Period From 02/01/2017  
To 02/28/2017  
Statement Date 03/08/2017  
Invoice Due Date\* 03/30/2017

\* Please remit the Total Amount Due of 377.11 before this date

**Invoice Details**

**Group:** 801891935590

**Description**

|   |                |        |
|---|----------------|--------|
| Previous Balance  |                | 380.48 |
| Payments Received   |                |        |
| 02/17/2017 Invoice # 8900000000041137                           | 124.23         |        |
| 02/17/2017 Invoice # 8900000000041137 Invoiced Payment Reversal | 126.46         |        |
| 02/17/2017 Invoice # 8900000000041137                           | 126.46         |        |
| 02/17/2017 Invoice # 8900000000041547                           | 2.23           |        |
| <b>Grand Total Payments Received</b>                            | <b>126.46-</b> |        |
| Account Summary of Charges                                      |                |        |
| Previous Invoice Balance  | 254.02         |        |
| Total Past Due  | 254.02         |        |
| Current Service Charges   | 123.09         |        |
| <b>Total Amount Due</b>   | <b>377.11</b>  |        |

(please fold and tear here to remit this portion with your payment)

TREAS-ST OH TORRENS LAW ASSSUR FUND  
TLAF  
30 E BROAD ST FL 10  
COLUMBUS OH 43215-3414

Group #:801891935590  
Invoice Date: 02/28/2017  
Invoice #: 008900000000042323

THE HUNTINGTON NATIONAL BANK  
DEPT. L-2043  
COLUMBUS OHIO 43260

Payment Due on 03/30/2017  
Amount Due 377.11

Amount Enclosed:

\$

Checks and money orders should be made payable to Huntington National Bank

THE HUNTINGTON NATIONAL BANK  
 PO BOX 1558 EA2W20  
 COLUMBUS OH 43216-1558



TREAS-ST OH TORRENS LAW ASSSUR FUND  
 TORRENS LAW ASSURANCE FUND T  
 30 E BROAD ST FL 10  
 COLUMBUS OH 43215-3414

Invoice

Direct Inquiries to your account officer or to  
 Huntington Business Direct (1-800-480-2001)

**Account Analysis Statement**

**Group:** 801891935590

**Account:** 01891935590

Analysis Period From 02/01/2017  
 To 02/28/2017  
 Statement Date 03/08/2017

**Account Summary Section**

**Public Fund Analyzed Checking Account:** 01891935590

| Balance Analysis               |             |
|--------------------------------|-------------|
| AVERAGE BALANCE                | 26,298.98   |
| LESS AVERAGE FLOAT             | .00         |
| AVERAGE COLLECTED BALANCE      | 26,298.98   |
| AVG POSITIVE COLLECTED BALANCE | 26,298.98   |
| LESS RESERVE REQUIRED @        | .00         |
| AVERAGE AVAILABLE BALANCE      | 26,298.98   |
| LESS BALANCE REQUIRED          | -484,678.60 |
| NET AVAILABLE BALANCE          | -458,379.62 |
| TOTAL DEFICIT BALANCE          | -458,379.62 |

| Service Charge Analysis           |         |
|-----------------------------------|---------|
| EARNINGS CREDIT ALLOWANCE 0.350 % | 7.06    |
| TOTAL CHARGE FOR SERVICES         | -130.15 |
| NET CHARGE FOR SERVICES           | -123.09 |
| ***SERVICE CHARGE AMOUNT          | 123.09  |

*PR*  
 3/21/17

**Service Charge Detail**

**Public Fund Analyzed Checking Account:** 01891935590


| Service Code                     | AFP Code | Service Description            | Volume | Unit Price | Charge for Service |
|----------------------------------|----------|--------------------------------|--------|------------|--------------------|
| <b>GENERAL ACCOUNT SERVICES</b>  |          |                                |        |            |                    |
| 0021                             | 010000   | MONTHLY SERVICE FEE            | 1      | 12.0000    | 12.00              |
| 0104                             | 010307   | PAPERLESS STATEMENT            | 1      | .0000      | .00                |
| <b>ACCOUNT ANALYSIS</b>          |          |                                |        |            |                    |
| 3004                             | 300100   | ANALYSIS STATEMENT VIA EDI     | 1      | 15.0000    | 15.00              |
| <b>BUSINESS SECURITY SUITE</b>   |          |                                |        |            |                    |
| 0183                             | 251053   | ACH POS PAY-ALERTS             | 450    | .0000      | .00                |
| 1490                             | 251050   | ACH POS PAY ONLY ACCT          | 1      | 15.0000    | 15.00              |
| <b>BUSINESS ONLINE-BOL</b>       |          |                                |        |            |                    |
| 3722                             | 4000ZZ   | BOL ACCOUNT MAINT-BASIC        | 1      | .0000      | .00                |
| 3742                             | 400272   | BOL PREVIOUS DAY ITEMS-BASIC   | 19     | .0000      | .00                |
| <b>INFORMATION REPORTING</b>     |          |                                |        |            |                    |
| 4005                             | 40001Z   | INFO RPT-TRANS - MONTHLY MAINT | 1      | 15.0000    | 15.00              |
| 4006                             | 400230   | INFO RPT-TRANS - PREV DAY SUMM | 209    | .3500      | 73.15              |
| <b>TOTAL CHARGE FOR SERVICES</b> |          |                                |        |            | <b>130.15</b>      |

Board of Deposit

Huntington Torrens Law Assurance Fund 5590 - February 2017

| Bank Code    | Service Code | Description                    | Unit Price | Total Units | Total Amount | List Price | Variance | Comments |
|--------------|--------------|--------------------------------|------------|-------------|--------------|------------|----------|----------|
| 21           | 01 00 00     | MONTHLY SERVICE FEEUF          | 12         | 1           | 12           | 12         | \$ -     |          |
| 104          | 01 03 07     | PAPERLESS STATEMENT            | 0          | 1           | 0            | 0          | \$ -     |          |
| 3004         | 30 01 00     | ANALYSIS STATEMENT VIA EDI     | 15         | 1           | 15           | 15         | \$ -     |          |
| 183          | 25 10 53     | ACH POS PAY-ALERTS             | 0          | 450         | 0            | 0          | \$ -     |          |
| 1490         | 25 10 50     | ACH POS PAY ONLY ACCT          | 15         | 1           | 15           | 15         | \$ -     |          |
| 3722         | 40 00 22     | BOL ACCOUNT MAINT-BASIC        | 0          | 1           | 0            | 0          | \$ -     |          |
| 3742         | 40 02 72     | BOL PREVIOUS DAY ITEMS-BASIC   | 0          | 19          | 0            | 0          | \$ -     |          |
| 4005         | 40 00 1Z     | INFO RPT-TRANS - MONTHLY MAINT | 15         | 1           | 15           | 15         | \$ -     |          |
| 4006         | 40 02 30     | INFO RPT-TRANS - PREV DAY SUMM | 0.35       | 209         | 73.15        | 73.15      | \$ -     |          |
| <b>Total</b> |              |                                |            |             | \$ 130.15    | \$ 130.15  | \$ -     |          |

|                           |                  |
|---------------------------|------------------|
| Service Fee Total         | \$ 130.15        |
| Earnings Credit Allowance | \$ 7.06          |
|                           | <u>\$ 123.09</u> |



# STATE BOARD OF DEPOSIT STATE OF OHIO

**Members:**

Josh Mandel, Chairman  
Treasurer of State  
Mike DeWine  
Attorney General  
Dave Yost  
Auditor of State

## CERTIFICATION OF THE EXPENSES OF THE STATE BOARD OF DEPOSIT

In accordance with Chapter 135.02 of the Ohio Revised Code, the undersigned, Chairman and Secretary of the State Board of Deposit of the State of Ohio, hereby certifies that the necessary expenses of the Board, which represent Huntington banking fees [TOS –Huntington Consolidation Account] for January 2017, are \$192.20.

*Josh Mandel*

CHAIRMAN

*Stacey Lumberlander*

SECRETARY

*April 5, 2017*

DATE

Board of Deposit

Huntington TOS Consolidation Account 5121 - January 2017

| Bank Code    | Service Code | Description                        | Unit Price | Total Units | Total Amount  | List Price    | Variance | Comments |
|--------------|--------------|------------------------------------|------------|-------------|---------------|---------------|----------|----------|
| 21           | 01 00 00     | MONTHLY SERVICE FEEUF              | 12.00      | 1           | 12.00         | 12.00         | -        |          |
| 104          | 01 03 07     | PAPERLESS STATEMENT                | -          | 1           | -             | -             | -        |          |
| 2551         | 25 02 00     | ACHRECEIVED-DEBIT                  | 0.20       | 20          | 4.00          | 4.00          | -        |          |
| 3004         | 30 01 00     | ANALYSIS STATEMENT VIA EDI         | 15.00      | 1           | 15.00         | 15.00         | -        |          |
| 5020         | 01 00 20     | ZBA-MONTHLY MAINT                  | 28.00      | 1           | 28.00         | 28.00         | -        |          |
| 183          | 25 10 53     | ACH POS PAY-ALERTS                 | -          | 597         | -             | -             | -        |          |
| 1490         | 25 10 50     | ACH POS PAY ONLY ACCT              | 15.00      | 1           | 15.00         | 15.00         | -        |          |
| 2201         | 32 00 00     | PYMNT CNTR-PREMIER ACH & WIRES     | 70.00      | 1           | 70.00         | 70.00         | -        |          |
| 2202         | 32 00 01     | PYMNT CNTR-PREMIER ACCOUNTS - NO C | 5.00       | 10          | 50.00         | -             | -        | NO CHRG  |
| 2202         | 32 00 01     | PYMNT CNTR-PREMIER ACCOUNTS        | 5.00       | 18          | 90.00         | 90.00         | -        |          |
| 3702         | 40 00 ZZ     | BOL COMPANY MAINT-BASIC            | -          | 1           | -             | -             | -        |          |
| 3722         | 40 00 ZZ     | BOL ACCOUNT MAINT-BASIC            | -          | 1           | -             | -             | -        |          |
| 3742         | 40 02 72     | BOL PREVIOUS DAY ITEMS-BASIC       | -          | 60          | -             | -             | -        |          |
| 3746         | 40 02 75     | BOL CURRENT DAY ITEMS-BASIC        | -          | 20          | -             | -             | -        |          |
| 4005         | 40 00 12     | INFO RPT-TRANS - MONTHLY MAINT     | 15.00      | 1           | 15.00         | 15.00         | -        |          |
| 4006         | 40 02 30     | INFO RPT-TRANS - PREV DAY SUMM     | 0.35       | 220         | 77.00         | 77.00         | -        |          |
| 4007         | 40 02 31     | INFO RPT-TRANS - PREV DAY DETL     | 0.25       | 40          | 10.00         | 10.00         | -        |          |
| 4101         | 01 01 12     | INFO RPT-FAX-DAILYZBA RPT          | 15.00      | 1           | 15.00         | 15.00         | -        |          |
| <b>Total</b> |              |                                    |            |             | <b>401.00</b> | <b>351.00</b> | <b>-</b> |          |

|                           |    |        |
|---------------------------|----|--------|
| Service Fee Total         | \$ | 351.00 |
| Earnings Credit Allowance | \$ | 158.80 |
|                           | \$ | 192.20 |



TOS-HNB CONSOLIDATION ACCOUNT  
 30 E. BROAD ST- 10TH FLR  
 COLS, OH 43266-0421

Invoice

Direct Inquiries to your account officer or to  
 Huntington Business Direct (1-800-480-2001)

Account Analysis Statement

Group: 801892345121

Analysis Period From 01/01/2017  
 To 01/31/2017  
 Statement Date 02/08/2017

Account Summary Section

Group Account: 801892345121

| Balance Analysis               |               |
|--------------------------------|---------------|
| AVERAGE BALANCE                | 752,233.46    |
| LESS AVERAGE FLOAT             | -218,002.35   |
| AVERAGE COLLECTED BALANCE      | 534,231.11    |
| AVG POSITIVE COLLECTED BALANCE | 534,231.11    |
| LESS RESERVE REQUIRED          | .00           |
| AVERAGE AVAILABLE BALANCE      | 534,231.11    |
| LESS BALANCE REQUIRED          | -1,180,764.00 |
| NET AVAILABLE BALANCE          | -646,532.89   |
| TOTAL DEFICIT BALANCE          | -646,532.89   |

| Service Charge Analysis   |         |
|---------------------------|---------|
| EARNINGS CREDIT ALLOWANCE | 158.80  |
| TOTAL CHARGE FOR SERVICES | -351.00 |
| NET CHARGE FOR SERVICES   | -192.20 |
| ***SERVICE CHARGE AMOUNT  | 192.20  |

Service Charge Detail

Group Account: 801892345121

| Service Code                       | AFP Code | Service Description            | Volume | Unit Price | Charge for Service |
|------------------------------------|----------|--------------------------------|--------|------------|--------------------|
| <b>GENERAL ACCOUNT SERVICES</b>    |          |                                |        |            |                    |
| 0021                               | 010000   | MONTHLY SERVICE FEE            | 1      | 12.0000    | 12.00              |
| 0104                               | 010307   | PAPERLESS STATEMENT            | 1      | .0000      | .00                |
| 2551                               | 250200   | ACH RECEIVED-DEBIT             | 20     | .2000      | 4.00               |
| <b>ACCOUNT ANALYSIS</b>            |          |                                |        |            |                    |
| 3004                               | 300100   | ANALYSIS STATEMENT VIA EDI     | 1      | 15.0000    | 15.00              |
| <b>ZERO BALANCE ACCOUNTING-ZBA</b> |          |                                |        |            |                    |
| 5020                               | 010020   | ZBA-MONTHLY MAINT              | 1      | 28.0000    | 28.00              |
| <b>BUSINESS SECURITY SUITE</b>     |          |                                |        |            |                    |
| 0183                               | 251053   | ACH POS PAY-ALERTS             | 597    | .0000      | .00                |
| 1490                               | 251050   | ACH POS PAY ONLY ACCT          | 1      | 15.0000    | 15.00              |
| <b>PAYMENT CENTER</b>              |          |                                |        |            |                    |
| 2201                               | 320000   | PYMNT CNTR-PREMIER ACH & WIRES | 1      | 70.0000    | 70.00              |
| 2202                               | 320001   | PYMNT CNTR-PREMIER ACCOUNTS    | 10     | 5.0000     | 50.00              |
|                                    |          | **NO CHARGE                    |        |            |                    |
| 2202                               | 320001   | PYMNT CNTR-PREMIER ACCOUNTS    | 18     | 5.0000     | 90.00              |

Service Charge Detail

Group Account: 801892345121

| Service Code                     | AFP Code | Service Description            | Volume | Unit Price | Charge for Service |
|----------------------------------|----------|--------------------------------|--------|------------|--------------------|
| <b>BUSINESS ONLINE-BOL</b>       |          |                                |        |            |                    |
| 3702                             | 4000ZZ   | BOL COMPANY MAINT-BASIC        | 1      | .0000      | .00                |
| 3722                             | 4000ZZ   | BOL ACCOUNT MAINT-BASIC        | 1      | .0000      | .00                |
| 3742                             | 400272   | BOL PREVIOUS DAY ITEMS-BASIC   | 60     | .0000      | .00                |
| 3746                             | 400275   | BOL CURRENT DAY ITEMS-BASIC    | 20     | .0000      | .00                |
| <b>INFORMATION REPORTING</b>     |          |                                |        |            |                    |
| 4005                             | 40001Z   | INFO RPT-TRANS - MONTHLY MAINT | 1      | 15.0000    | 15.00              |
| 4006                             | 400230   | INFO RPT-TRANS - PREV DAY SUMM | 220    | .3500      | 77.00              |
| 4007                             | 400231   | INFO RPT-TRANS - PREV DAY DETL | 40     | .2500      | 10.00              |
| 4101                             | 010112   | INFO RPT-FAX-DAILY ZBA RPT     | 1      | 15.0000    | 15.00              |
| <b>TOTAL CHARGE FOR SERVICES</b> |          |                                |        |            | <b>351.00</b>      |
| <b>TOTAL NO CHARGE</b>           |          |                                |        |            | <b>50.00</b>       |



THE HUNTINGTON NATIONAL BANK  
PO BOX 1558 EA2W20  
COLUMBUS OH 43216-1558



TOS-HNB CONSOLIDATION ACCOUNT  
30 E. BROAD ST- 10TH FLR  
COLS, OH 43266-0421

Invoice

Direct Inquiries to your account officer or to  
Huntington Business Direct (1-800-480-2001)

**Account Analysis Statement**

**Group:** 801892345121

**Account:** 01892345121

Analysis Period From 01/01/2017  
To 01/31/2017  
Statement Date 02/08/2017  
Invoice Due Date\* 03/02/2017

\* Please remit the Total Amount Due of 570.26 before this date

**Invoice Details**

**Group:** 801892345121

**Description**

|                                       |         |
|---------------------------------------|---------|
| Previous Balance                      | 648.27  |
| Payments Received                     |         |
| 01/25/2017 Invoice # 8900000000040807 | 40.00   |
| 01/25/2017 Invoice # 8900000000040807 | 155.21  |
| 01/25/2017 Invoice # 8900000000041199 | 75.00   |
| Grand Total Payments Received         | 270.21- |
| Account Summary of Charges            |         |
| Previous Invoice Balance              | 378.06  |
| Total Past Due                        | 378.06  |
| Current Service Charges               | 192.20  |
| Total Amount Due                      | 570.26  |

Statement Period 01/01/2017 to 01/31/2017 Page 3 of 5

(please fold and tear here to remit this portion with your payment)

TOS-HNB CONSOLIDATION ACCOUNT  
30 E. BROAD ST- 10TH FLR  
COLS, OH 43266-0421

Group #:801892345121

Invoice Date: 01/31/2017

Invoice #: 008900000000041992

THE HUNTINGTON NATIONAL BANK  
DEPT. L-2043  
COLUMBUS OHIO 43260

Payment Due on 03/02/2017

Amount Due 570.26

Amount Enclosed:

\$

Checks and money orders should be made payable to Huntington National Bank

THE HUNTINGTON NATIONAL BANK  
 PO BOX 1558 EA2W20  
 COLUMBUS OH 43216-1558



TOS-HNB CONSOLIDATION ACCOUNT  
 CONSOLIDATION ACCOUNT  
 30 E. BROAD ST- 10TH FLR  
 COLS, OH 43266-0421

Invoice

Direct Inquiries to your account officer or to  
 Huntington Business Direct (1-800-480-2001)

Account Analysis Statement

Group: 801892345121

Account: 01892345121

Analysis Period From 01/01/2017  
 To 01/31/2017

Statement Date 02/08/2017

Account Summary Section

Public Fund Analyzed Checking Account: 01892345121

| Balance Analysis               |               | Service Charge Analysis           |         |
|--------------------------------|---------------|-----------------------------------|---------|
| AVERAGE BALANCE                | 752,233.46    | EARNINGS CREDIT ALLOWANCE 0.350 % | 158.80  |
| LESS AVERAGE FLOAT             | -218,002.35   | TOTAL CHARGE FOR SERVICES         | -351.00 |
| AVERAGE COLLECTED BALANCE      | 534,231.11    | NET CHARGE FOR SERVICES           | -192.20 |
| AVG POSITIVE COLLECTED BALANCE | 534,231.11    | ***SERVICE CHARGE AMOUNT          | 192.20  |
| LESS RESERVE REQUIRED @        | .00           |                                   |         |
| AVERAGE AVAILABLE BALANCE      | 534,231.11    |                                   |         |
| LESS BALANCE REQUIRED          | -1,180,764.00 |                                   |         |
| NET AVAILABLE BALANCE          | -646,532.89   |                                   |         |
| TOTAL DEFICIT BALANCE          | -646,532.89   |                                   |         |

*Handwritten signature/initials*

Service Charge Detail


Public Fund Analyzed Checking Account: 01892345121

| Service Code                       | AFP Code | Service Description            | Volume | Unit Price | Charge for Service |
|------------------------------------|----------|--------------------------------|--------|------------|--------------------|
| <b>GENERAL ACCOUNT SERVICES</b>    |          |                                |        |            |                    |
| 0021                               | 010000   | MONTHLY SERVICE FEE            | 1      | 12.0000    | 12.00              |
| 0104                               | 010307   | PAPERLESS STATEMENT            | 1      | .0000      | .00                |
| 2551                               | 250200   | ACH RECEIVED-DEBIT             | 20     | .2000      | 4.00               |
| <b>ACCOUNT ANALYSIS</b>            |          |                                |        |            |                    |
| 3004                               | 300100   | ANALYSIS STATEMENT VIA EDI     | 1      | 15.0000    | 15.00              |
| <b>ZERO BALANCE ACCOUNTING-ZBA</b> |          |                                |        |            |                    |
| 5020                               | 010020   | ZBA-MONTHLY MAINT              | 1      | 28.0000    | 28.00              |
| <b>BUSINESS SECURITY SUITE</b>     |          |                                |        |            |                    |
| 0183                               | 251053   | ACH POS PAY-ALERTS             | 597    | .0000      | .00                |
| 1490                               | 251050   | ACH POS PAY ONLY ACCT          | 1      | 15.0000    | 15.00              |
| <b>PAYMENT CENTER</b>              |          |                                |        |            |                    |
| 2201                               | 320000   | PYMNT CNTR-PREMIER ACH & WIRES | 1      | 70.0000    | 70.00              |
| 2202                               | 320001   | PYMNT CNTR-PREMIER ACCOUNTS    | 10     | 5.0000     | 50.00              |
|                                    |          | **NO CHARGE                    |        |            |                    |
| 2202                               | 320001   | PYMNT CNTR-PREMIER ACCOUNTS    | 18     | 5.0000     | 90.00              |

Service Charge Detail

Public Fund Analyzed Checking Account: 01892345121

| Service Code                 | AFP Code | Service Description            | Volume | Unit Price | Charge for Service |
|------------------------------|----------|--------------------------------|--------|------------|--------------------|
| <b>BUSINESS ONLINE-BOL</b>   |          |                                |        |            |                    |
| 3702                         | 4000ZZ   | BOL COMPANY MAINT-BASIC        | 1      | .0000      | .00                |
| 3722                         | 4000ZZ   | BOL ACCOUNT MAINT-BASIC        | 1      | .0000      | .00                |
| 3742                         | 400272   | BOL PREVIOUS DAY ITEMS-BASIC   | 60     | .0000      | .00                |
| 3746                         | 400275   | BOL CURRENT DAY ITEMS-BASIC    | 20     | .0000      | .00                |
| <b>INFORMATION REPORTING</b> |          |                                |        |            |                    |
| 4005                         | 40001Z   | INFO RPT-TRANS - MONTHLY MAINT | 1      | 15.0000    | 15.00              |
| 4006                         | 400230   | INFO RPT-TRANS - PREV DAY SUMM | 220    | .3500      | 77.00              |
| 4007                         | 400231   | INFO RPT-TRANS - PREV DAY DETL | 40     | .2500      | 10.00              |
| 4101                         | 010112   | INFO RPT-FAX-DAILY ZBA RPT     | 1      | 15.0000    | 15.00              |
| TOTAL CHARGE FOR SERVICES    |          |                                |        |            | 351.00             |
| TOTAL NO CHARGE              |          |                                |        |            | 50.00              |



# STATE BOARD OF DEPOSIT STATE OF OHIO

**Members:**  
Josh Mandel, Chairman  
Treasurer of State  
Mike DeWine  
Attorney General  
Dave Yost  
Auditor of State

## CERTIFICATION OF THE EXPENSES OF THE STATE BOARD OF DEPOSIT

In accordance with Chapter 135.02 of the Ohio Revised Code, the undersigned, Chairman and Secretary of the State Board of Deposit of the State of Ohio, hereby certifies that the necessary expenses of the Board, which represent Huntington banking fees [TOS –Huntington Consolidation Account] for February 2017, are \$197.91.

*Josh Mandel*  
\_\_\_\_\_  
CHAIRMAN

*Stacy Lumberlander*  
\_\_\_\_\_  
SECRETARY

*March 23, 2017*  
\_\_\_\_\_  
DATE

THE HUNTINGTON NATIONAL BANK  
 PO BOX 1558 EA2W20  
 COLUMBUS OH 43216-1558



TOS-HNB CONSOLIDATION ACCOUNT  
 30 E. BROAD ST- 10TH FLR  
 COLS, OH 43266-0421

Invoice

Direct Inquiries to your account officer or to  
 Huntington Business Direct (1-800-480-2001)

**Account Analysis Statement**

**Group: 801892345121**

Analysis Period From 02/01/2017  
 To 02/28/2017  
 Statement Date 03/08/2017

**Account Summary Section**

**Group Account: 801892345121**

| Balance Analysis               |               | Service Charge Analysis   |         |
|--------------------------------|---------------|---------------------------|---------|
| AVERAGE BALANCE                | 817,577.13    | EARNINGS CREDIT ALLOWANCE | 148.54  |
| LESS AVERAGE FLOAT             | -264,330.46   | TOTAL CHARGE FOR SERVICES | -346.45 |
| AVERAGE COLLECTED BALANCE      | 553,246.67    | NET CHARGE FOR SERVICES   | -197.91 |
| AVG POSITIVE COLLECTED BALANCE | 553,246.67    | ***SERVICE CHARGE AMOUNT  | 197.91  |
| LESS RESERVE REQUIRED          | .00           |                           |         |
| AVERAGE AVAILABLE BALANCE      | 553,246.67    |                           |         |
| LESS BALANCE REQUIRED          | -1,290,179.80 |                           |         |
| NET AVAILABLE BALANCE          | -736,933.13   |                           |         |
| TOTAL DEFICIT BALANCE          | -736,933.13   |                           |         |

**Service Charge Detail**

**Group Account: 801892345121**

| Service Code                       | AFP Code | Service Description                        | Volume | Unit Price | Charge for Service |
|------------------------------------|----------|--|--------|------------|--------------------|
| <b>GENERAL ACCOUNT SERVICES</b>    |          |  |        |            |                    |
| 0021                               | 010000   | MONTHLY SERVICE FEE                        | 1      | 12.0000    | 12.00              |
| 0104                               | 010307   | PAPERLESS STATEMENT                        | 1      | .0000      | .00                |
| 2551                               | 250200   | ACH RECEIVED-DEBIT                         | 19     | .2000      | 3.80               |
| <b>ACCOUNT ANALYSIS</b>            |          |  |        |            |                    |
| 3004                               | 300100   | ANALYSIS STATEMENT VIA EDI                 | 1      | 15.0000    | 15.00              |
| <b>ZERO BALANCE ACCOUNTING-ZBA</b> |          |  |        |            |                    |
| 5020                               | 010020   | ZBA-MONTHLY MAINT                          | 1      | 28.0000    | 28.00              |
| <b>BUSINESS SECURITY SUITE</b>     |          |  |        |            |                    |
| 0183                               | 251053   | ACH POS PAY-ALERTS                         | 450    | .0000      | .00                |
| 1490                               | 251050   | ACH POS PAY ONLY ACCT                      | 1      | 15.0000    | 15.00              |
| <b>PAYMENT CENTER</b>              |          |  |        |            |                    |
| 2201                               | 320000   | PYMNT CNTR-PREMIER ACH & WIRES             | 1      | 70.0000    | 70.00              |
| 2202                               | 320001   | PYMNT CNTR-PREMIER ACCOUNTS<br>**NO CHARGE | 10     | 5.0000     | 50.00              |
| 2202                               | 320001   | PYMNT CNTR-PREMIER ACCOUNTS                | 18     | 5.0000     | 90.00              |

Service Charge Detail

Group Account: 801892345121

| Service Code                     | AFP Code | Service Description            | Volume | Unit Price | Charge for Service |
|----------------------------------|----------|--------------------------------|--------|------------|--------------------|
| <b>BUSINESS ONLINE-BOL</b>       |          |                                |        |            |                    |
| 3702                             | 4000ZZ   | BOL COMPANY MAINT-BASIC        | 1      | .0000      | .00                |
| 3722                             | 4000ZZ   | BOL ACCOUNT MAINT-BASIC        | 1      | .0000      | .00                |
| 3742                             | 400272   | BOL PREVIOUS DAY ITEMS-BASIC   | 57     | .0000      | .00                |
| 3746                             | 400275   | BOL CURRENT DAY ITEMS-BASIC    | 19     | .0000      | .00                |
| <b>INFORMATION REPORTING</b>     |          |                                |        |            |                    |
| 4005                             | 40001Z   | INFO RPT-TRANS - MONTHLY MAINT | 1      | 15.0000    | 15.00              |
| 4006                             | 400230   | INFO RPT-TRANS - PREV DAY SUMM | 209    | .3500      | 73.15              |
| 4007                             | 400231   | INFO RPT-TRANS - PREV DAY DETL | 38     | .2500      | 9.50               |
| 4101                             | 010112   | INFO RPT-FAX-DAILY ZBA RPT     | 1      | 15.0000    | 15.00              |
| <b>TOTAL CHARGE FOR SERVICES</b> |          |                                |        |            | <b>346.45</b>      |
| <b>TOTAL NO CHARGE</b>           |          |                                |        |            | <b>50.00</b>       |

THE HUNTINGTON NATIONAL BANK  
PO BOX 1558 EA2W20  
COLUMBUS OH 43216-1558



TOS-HNB CONSOLIDATION ACCOUNT  
30 E. BROAD ST- 10TH FLR  
COLS, OH 43266-0421

Invoice

Direct Inquiries to your account officer or to  
Huntington Business Direct (1-800-480-2001)

**Account Analysis Statement**

**Group:** 801892345121

**Account:** 01892345121

Analysis Period From 02/01/2017  
To 02/28/2017  
Statement Date 03/08/2017  
Invoice Due Date\* 03/30/2017

\* Please remit the Total Amount Due of 556.36 before this date

**Invoice Details**

**Group:** 801892345121

**Description**

|  |                           |         |
|--|---------------------------|---------|
| Previous Balance                       |                           | 585.26  |
| Payments Received                      |                           |         |
| 02/17/2017 Invoice # 89000000000041199 |                           | 191.81  |
| 02/17/2017 Invoice # 89000000000041199 | Invoiced Payment Reversal | 226.81  |
| 02/17/2017 Invoice # 89000000000041199 |                           | 226.81  |
| 02/17/2017 Invoice # 89000000000041609 |                           | 35.00   |
| Grand Total Payments Received          |                           | 226.81- |
| Account Summary of Charges             |                           |         |
| Previous Invoice Balance               |                           | 358.45  |
| Total Past Due                         |                           | 358.45  |
| Current Service Charges                |                           | 197.91  |
| Total Amount Due                       |                           | 556.36  |

Statement Period 02/01/2017 to 02/28/2017 Page 3 of 5

(please fold and tear here to remit this portion with your payment)

TOS-HNB CONSOLIDATION ACCOUNT  
30 E. BROAD ST- 10TH FLR  
COLS, OH 43266-0421

Group #:801892345121

Invoice Date: 02/28/2017

Invoice #: 008900000000042386

THE HUNTINGTON NATIONAL BANK  
DEPT. L-2043  
COLUMBUS OHIO 43260

Payment Due on 03/30/2017

Amount Due 556.36

Amount Enclosed:

\$

Checks and money orders should be made payable to Huntington National Bank

THE HUNTINGTON NATIONAL BANK  
 PO BOX 1558 EA2W20  
 COLUMBUS OH 43216-1558



TOS-HNB CONSOLIDATION ACCOUNT  
 CONSOLIDATION ACCOUNT  
 30 E. BROAD ST- 10TH FLR  
 COLS, OH 43266-0421

Invoice

Direct Inquiries to your account officer or to  
 Huntington Business Direct (1-800-480-2001)

Account Analysis Statement

Group: 801892345121

Account: 01892345121

Analysis Period From 02/01/2017  
 To 02/28/2017

Statement Date 03/08/2017

Account Summary Section

Public Fund Analyzed Checking Account: 01892345121

| Balance Analysis               |               | Service Charge Analysis           |         |
|--------------------------------|---------------|-----------------------------------|---------|
| AVERAGE BALANCE                | 817,577.13    | EARNINGS CREDIT ALLOWANCE 0.350 % | 148.54  |
| LESS AVERAGE FLOAT             | -264,330.46   | TOTAL CHARGE FOR SERVICES         | -346.45 |
| AVERAGE COLLECTED BALANCE      | 553,246.67    | NET CHARGE FOR SERVICES           | -197.91 |
| AVG POSITIVE COLLECTED BALANCE | 553,246.67    | ***SERVICE CHARGE AMOUNT          | 197.91  |
| LESS RESERVE REQUIRED @        | .00           |                                   |         |
| AVERAGE AVAILABLE BALANCE      | 553,246.67    |                                   |         |
| LESS BALANCE REQUIRED          | -1,290,179.80 |                                   |         |
| NET AVAILABLE BALANCE          | -736,933.13   |                                   |         |
| TOTAL DEFICIT BALANCE          | -736,933.13   |                                   |         |

*PR*  
 3/21/17

Service Charge Detail

Public Fund Analyzed Checking Account: 01892345121

| Service Code                       | AFP Code | Service Description            | Volume | Unit Price | Charge for Service |
|------------------------------------|----------|--------------------------------|--------|------------|--------------------|
| <b>GENERAL ACCOUNT SERVICES</b>    |          |                                |        |            |                    |
| 0021                               | 010000   | MONTHLY SERVICE FEE            | 1      | 12.0000    | 12.00              |
| 0104                               | 010307   | PAPERLESS STATEMENT            | 1      | .0000      | .00                |
| 2551                               | 250200   | ACH RECEIVED-DEBIT             | 19     | .2000      | 3.80               |
| <b>ACCOUNT ANALYSIS</b>            |          |                                |        |            |                    |
| 3004                               | 300100   | ANALYSIS STATEMENT VIA EDI     | 1      | 15.0000    | 15.00              |
| <b>ZERO BALANCE ACCOUNTING-ZBA</b> |          |                                |        |            |                    |
| 5020                               | 010020   | ZBA-MONTHLY MAINT              | 1      | 28.0000    | 28.00              |
| <b>BUSINESS SECURITY SUITE</b>     |          |                                |        |            |                    |
| 0183                               | 251053   | ACH POS PAY-ALERTS             | 450    | .0000      | .00                |
| 1490                               | 251050   | ACH POS PAY ONLY ACCT          | 1      | 15.0000    | 15.00              |
| <b>PAYMENT CENTER</b>              |          |                                |        |            |                    |
| 2201                               | 320000   | PYMNT CNTR-PREMIER ACH & WIRES | 1      | 70.0000    | 70.00              |
| 2202                               | 320001   | PYMNT CNTR-PREMIER ACCOUNTS    | 10     | 5.0000     | 50.00              |
|                                    |          | **NO CHARGE                    |        |            |                    |
| 2202                               | 320001   | PYMNT CNTR-PREMIER ACCOUNTS    | 18     | 5.0000     | 90.00              |



Service Charge Detail


Public Fund Analyzed Checking Account: 01892345121

| Service Code                     | AFP Code | Service Description            | Volume | Unit Price | Charge for Service |
|----------------------------------|----------|--------------------------------|--------|------------|--------------------|
| <b>BUSINESS ONLINE-BOL</b>       |          |                                |        |            |                    |
| 3702                             | 4000ZZ   | BOL COMPANY MAINT-BASIC        | 1      | .0000      | .00                |
| 3722                             | 4000ZZ   | BOL ACCOUNT MAINT-BASIC        | 1      | .0000      | .00                |
| 3742                             | 400272   | BOL PREVIOUS DAY ITEMS-BASIC   | 57     | .0000      | .00                |
| 3746                             | 400275   | BOL CURRENT DAY ITEMS-BASIC    | 19     | .0000      | .00                |
| <b>INFORMATION REPORTING</b>     |          |                                |        |            |                    |
| 4005                             | 40001Z   | INFO RPT-TRANS - MONTHLY MAINT | 1      | 15.0000    | 15.00              |
| 4006                             | 400230   | INFO RPT-TRANS - PREV DAY SUMM | 209    | .3500      | 73.15              |
| 4007                             | 400231   | INFO RPT-TRANS - PREV DAY DETL | 38     | .2500      | 9.50               |
| 4101                             | 010112   | INFO RPT-FAX-DAILY ZBA RPT     | 1      | 15.0000    | 15.00              |
| <b>TOTAL CHARGE FOR SERVICES</b> |          |                                |        |            | <b>346.45</b>      |
| <b>TOTAL NO CHARGE</b>           |          |                                |        |            | <b>50.00</b>       |

Board of Deposit  
Huntington TOS Consolidation Account 5121 - February 2017

| Bank Code    | Service Code | Description                        | Unit Price | Total Units | Total Amount  | List Price    | Variance | Comments  |
|--------------|--------------|------------------------------------|------------|-------------|---------------|---------------|----------|-----------|
| 21           | 01 00 00     | MONTHLY SERVICE FEEUF              | 12         | 1           | 12            | 12            | 0        |           |
| 104          | 01 03 07     | PAPERLESS STATEMENT                | 0          | 1           | 0             | 0             | 0        |           |
| 2551         | 25 02 00     | ACH RECEIVED-DEBIT                 | 0.2        | 19          | 3.8           | 3.8           | 0        |           |
| 3004         | 30 01 00     | ANALYSIS STATEMENT VIA EDI         | 15         | 1           | 15            | 15            | 0        |           |
| 5020         | 01 00 20     | ZBA-MONTHLY MAINT                  | 28         | 1           | 28            | 28            | 0        |           |
| 183          | 25 10 53     | ACH POS PAY-ALERTS                 | 0          | 450         | 0             | 0             | 0        |           |
| 1490         | 25 10 50     | ACH POS PAY ONLY ACCT              | 15         | 1           | 15            | 15            | 0        |           |
| 2201         | 32 00 00     | PYMNT CNTR-PREMIER ACH & WIRES     | 70         | 1           | 70            | 70            | 0        |           |
| 2202         | 32 00 01     | PYMNT CNTR-PREMIER ACCOUNTS - NO C | 5          | 10          |               |               |          | 0 NO CHRG |
| 2202         | 32 00 01     | PYMNT CNTR-PREMIER ACCOUNTS        | 5          | 18          | 90            | 90            | 0        |           |
| 3702         | 40 00 ZZ     | BOL COMPANY MAINT-BASIC            | 0          | 1           | 0             | 0             | 0        |           |
| 3722         | 40 00 ZZ     | BOL ACCOUNT MAINT-BASIC            | 0          | 1           | 0             | 0             | 0        |           |
| 3742         | 40 02 72     | BOL PREVIOUS DAY ITEMS-BASIC       | 0          | 57          | 0             | 0             | 0        |           |
| 3746         | 40 02 75     | BOL CURRENT DAY ITEMS-BASIC        | 0          | 19          | 0             | 0             | 0        |           |
| 4005         | 40 00 12     | INFO RPT-TRANS - MONTHLY MAINT     | 15         | 1           | 15            | 15            | 0        |           |
| 4006         | 40 02 30     | INFO RPT-TRANS - PREV DAY SUMM     | 0.35       | 209         | 73.15         | 73.15         | 0        |           |
| 4007         | 40 02 31     | INFO RPT-TRANS - PREV DAY DETL     | 0.25       | 38          | 9.5           | 9.5           | 0        |           |
| 4101         | 01 01 12     | INFO RPT-FAX-DAILY ZBA RPT         | 15         | 1           | 15            | 15            | 0        |           |
| <b>Total</b> |              |                                    |            |             | <b>346.45</b> | <b>346.45</b> | <b>0</b> |           |

|                           |    |        |
|---------------------------|----|--------|
| Service Fee Total         | \$ | 346.45 |
| Earnings Credit Allowance | \$ | 148.54 |
|                           | \$ | 197.91 |



# STATE BOARD OF DEPOSIT STATE OF OHIO

**Members:**  
Josh Mandel, Chairman  
Treasurer of State  
Mike DeWine  
Attorney General  
Dave Yost  
Auditor of State

## CERTIFICATION OF THE EXPENSES OF THE STATE BOARD OF DEPOSIT

In accordance with Chapter 135.02 of the Ohio Revised Code, the undersigned, Chairman and Secretary of the State Board of Deposit of the State of Ohio, hereby certifies that the necessary expenses of the Board, which represent KeyBank banking fees [AOS Agency Collateral] for the month of February 2017, are \$10.97.

*Josh Mandel*

CHAIRMAN

*Stacey Lumberlander*

SECRETARY

*March 23, 2017*

DATE



KeyBank National Association  
 Account Analysis, OH-01-51-2005  
 4910 Tiedeman Road  
 Brooklyn, OH 44144-2338

## Account Analysis Statement February 2017

\*TREASURER OF STATE  
 30 E BROAD ST 9TH FL  
 COLUMBUS OH 43215-3414

Relationship Overview : \*TREASURER OF STATE

| Balance Summary                                  |               |
|--|---------------|
| Average Ledger Balance                           | \$49.07       |
| LESS: Average Float                              | (\$0.00)      |
| Average Collected Balance                        | \$49.07       |
| Average Positive Collected Balance               | \$49.07       |
| Balance Available to Support Services            | \$49.07       |
| LESS: Balance Needed To Support Services         | (\$13,750.00) |
| Balance Deficiency/Surplus for Eligible Services | (\$13,700.93) |

| Billing Information |              |
|---------------------|--------------|
| Settlement Cycle    | Monthly      |
| Payment Method      | Invoice      |
| Billing Account     | XXXXXXXX7431 |
| Days in the Month   | 28           |

| Service Charge Summary                       |          |
|--|----------|
| Service Charges Eligible for Earnings Credit | \$11.00  |
| LESS: Earnings Credit Allowance              | (\$0.03) |
| Service Charges Due                          | \$10.97  |

An invoice will be distributed on approximately the 15th business day of the month.

| Trend Analysis <sup>^</sup> |                        |                           |                                       |                                    |  |                           |                        |                     |
|-----------------------------|------------------------|---------------------------|---------------------------------------|------------------------------------|--|---------------------------|------------------------|---------------------|
| Months                      | Average Ledger Balance | Average Collected Balance | Balance Available to Support Services | Balance Needed to Support Services | Service Charges Eligible for Earnings Credit | Earnings Credit Allowance | Direct Service Charges | Service Charges Due |
| FEB                         | \$49                   | \$49                      | \$49                                  | \$13,750                           | \$11   | \$0                       | \$0                    | \$11                |
| JAN                         | \$52                   | \$52                      | \$52                                  | \$12,500                           | \$11   | \$0                       | \$0                    | \$11                |
| YTD                         | \$51                   | \$51                      | \$51                                  | \$13,125                           | \$22   | \$0                       | \$0                    | \$22                |

<sup>^</sup> All numbers in this section are rounded to the nearest whole dollar

Please contact your Account Officer or the Commercial Business Banking Center at 1-800-821-2829 with questions.

Account Officer: Lara Deleone  
 Center: 3080035 SO



# Account Analysis Statement

## February 2017

### Relationship Summary

Relationship Overview : \*TREASURER OF STATE

Accounts in Relationship: 1

| Accounts Analyzed ^ |                     |                      |                                    |                                       |  |                        |                           |
|---------------------|---------------------|----------------------|------------------------------------|---------------------------------------|--|------------------------|---------------------------|
| Account Number      | Account Name        | Earnings Credit Rate | Balance Needed to Support Services | Balance Available to Support Services | Service Charges Eligible for Earnings Credit | Direct Service Charges | Earnings Credit Allowance |
| 359681427431        | *TREASURER OF STATE | 1.05%                | \$13,750                           | \$49                                  | \$11   | \$0                    | \$0                       |
| Total               |                     |                      | \$13,750                           | \$49                                  | \$11   | \$0                    | \$0                       |

^ All numbers in this section are rounded to the nearest whole dollar

\* Notes the billing account for the relationship

| Service Activity Summary |                                    |                       |
|--------------------------|------------------------------------|-----------------------|
| Service Codes            | Services                           | Total Service Charges |
| AFP00                    | Balance & Compensation Information | \$0.00                |
| AFP01                    | General Account Services           | \$8.00                |
| AFP25                    | General ACH Services               | \$3.00                |
| Total                    |                                    | \$11.00               |

| Service Activity Details |                                    |          |            |                       |                                    |
|--------------------------|------------------------------------|----------|------------|-----------------------|------------------------------------|
| Service Codes            | Services                           | Quantity | Unit Price | Total Service Charges | Balance Needed To Support Services |
| 00                       | Balance & Compensation Information |          |            |                       |                                    |
| 00 02 30                 | Deposit Assessment                 |          |            | \$0.00                | \$0.00                             |
|                          | AFP00 TOTAL                        |          |            | \$0.00                | \$0.00                             |
| 01                       | General Account Services           |          |            |                       |                                    |
| 01 00 00                 | Maintenance                        | 1        | \$8.00     | \$8.00                | \$10,000.00                        |
| 01 04 40                 | Electronic Analysis Statement      | 1        | \$0.00     | \$0.00                | \$0.00                             |
|                          | AFP01 TOTAL                        |          |            | \$8.00                | \$10,000.00                        |
| 25                       | General ACH Services               |          |            |                       |                                    |
| 25 10 52                 | EPA Admin Fee/Month                | 1        | \$3.00     | \$3.00                | \$3,750.00                         |
|                          | AFP25 TOTAL                        |          |            | \$3.00                | \$3,750.00                         |
| Total                    |                                    |          |            | \$11.00               | \$13,750.00                        |



# Account Analysis Statement February 2017

Account Detail

Account Name: TREASURER OF STATE , AOS AGENCY COLLATERAL  
Account Number: 359681427431

AA

| Balance Summary                       |          |
|---------------------------------------|----------|
| Average Ledger Balance                | \$49.07  |
| LESS: Average Float                   | (\$0.00) |
| Average Collected Balance             | \$49.07  |
| Average Positive Collected Balance    | \$49.07  |
| Balance Available to Support Services | \$49.07  |

| Rate and Other Information |            |
|----------------------------|------------|
| Earnings Credit Rate       | 1.05%      |
| Service Charge Multiplier  | \$1,250.00 |
| Uncollected Funds Rate     | 0.00%      |

| Service Charge Summary                       |          |
|--|----------|
| Service Charges Eligible for Earnings Credit | \$11.00  |
| Earnings Credit Allowance                    | (\$0.03) |
| Service Charges Due                          | \$10.97  |

*Handwritten:* 3/21/17

| Service Activity Details |                                    |          |            |                       |                                    |
|--------------------------|------------------------------------|----------|------------|-----------------------|------------------------------------|
| Service Codes            | Services                           | Quantity | Unit Price | Total Service Charges | Balance Needed To Support Services |
| 00                       | Balance & Compensation Information |          |            |                       |                                    |
| 00 02 30                 | Deposit Assessment                 |          |            | \$0.00                | \$0.00                             |
|                          | AFP00 TOTAL                        |          |            | \$0.00                | \$0.00                             |
| 01                       | General Account Services           |          |            |                       |                                    |
| 01 00 00                 | Maintenance                        | 1        | \$8.00     | \$8.00                | \$10,000.00                        |
| 01 04 40                 | Electronic Analysis Statement      | 1        | \$0.00     | \$0.00                | \$0.00                             |
|                          | AFP01 TOTAL                        |          |            | \$8.00                | \$10,000.00                        |
| 25                       | General ACH Services               |          |            |                       |                                    |
| 25 10 52                 | EPA Admin Fee/Month                | 1        | \$3.00     | \$3.00                | \$3,750.00                         |
|                          | AFP25 TOTAL                        |          |            | \$3.00                | \$3,750.00                         |
|                          | Total                              |          |            | \$11.00               | \$13,750.00                        |

Board of Deposit  
KeyBank AOS Agency Collateral 7431 - February 2017

| Bank Code    | Service Code | Description                   | Unit Price | Total Units | Total Amount | List Price | Variance | Comments |
|--------------|--------------|-------------------------------|------------|-------------|--------------|------------|----------|----------|
| RPMDAYPL     | 00 00 06     | # POSITIVE DAYS               | 0          | 28          | 0            | 0          | 0        | 0        |
| DDAFDICB     | 00 02 30     | DEPOSIT ASSESSMENT            | 0          | 0           | 0            | 0          | 0        | 0        |
| DDAMAIN      | 01 00 00     | MAINTENANCE                   | 8          | 1           | 8            | 8          | 0        | 0        |
| DDAANELC     | 01 04 40     | ELECTRONIC ANALYSIS STATEMENT | 0          | 1           | 0            | 0          | 0        | 0        |
| DDAEPAAD     | 25 10 52     | EPA ADMIN FEE/MONTH           | 3          | 1           | 3            | 3          | 0        | 0        |
| <b>Total</b> |              |                               |            |             | <b>11</b>    | <b>11</b>  | <b>0</b> |          |

|                                  |    |              |
|----------------------------------|----|--------------|
| <b>Service Fee Total</b>         | \$ | <b>11.00</b> |
| <b>Earnings Credit Allowance</b> | \$ | <b>0.03</b>  |
|                                  | \$ | <b>10.97</b> |



# STATE BOARD OF DEPOSIT STATE OF OHIO

**Members:**  
Josh Mandel, Chairman  
Treasurer of State  
Mike DeWine  
Attorney General  
Dave Yost  
Auditor of State

## CERTIFICATION OF THE EXPENSES OF THE STATE BOARD OF DEPOSIT

In accordance with Chapter 135.02 of the Ohio Revised Code, the undersigned, Chairman and Secretary of the State Board of Deposit of the State of Ohio, hereby certifies that the necessary expenses of the Board, which represent KeyBank banking fees for the month of February 2017, are \$112,337.62.

*Josh Mandel*  
\_\_\_\_\_  
CHAIRMAN

*Stacey Cumberland*  
\_\_\_\_\_  
SECRETARY

*March 23, 2017*  
\_\_\_\_\_  
DATE





KEYBANK  
 OH-18-07-0205  
 88 EAST BROAD STREET  
 COLUMBUS, OHIO 43215

TREASURER OF STATE  
 REGULAR ACCOUNT  
 30 E BROAD ST 10<sup>TH</sup> FLOOR  
 COLUMBUS, OHIO 45216-1140

DATE: March 15, 2017  
 OFFICER: LXM3B  
 ANALYSIS PERIOD February 2017  
 KEY ACCOUNT: 14511001050

ACCOUNT ANALYSIS INVOICE

| INVOICE NUMBER | INVOICE DATE | PAYMENT PAYMENT DATE | ADJUSTMENTS | OUTSTANDING INVOICE BALANCE |
|----------------|--------------|----------------------|-------------|-----------------------------|
| 17020001044    | 2/28/2017    |                      |             | \$ 113,425.62               |

REDUCED BALANCE DUE TO LINE ERRORS SHOWN ON VARIANCE: \$ 1,088.00  
 LESS TOTAL PAYMENT RECEIVED:  
 TOTAL AMOUNT DUE: \$ 112,337.62

*JK 3/21/17*

\*\* PLEASE MAKE TIMELY PAYMENTS ON YOUR ANALYSIS INVOICE. INVOICES WHICH ARE 60 \*\*  
 \*\* DAYS PAST DUE WILL BE DIRECT DEBITED FROM YOUR DDA ACCOUNT AND WILL INCUR A \$30 \*\*  
 \*\* PAST DUE SURCHARGE. PLEASE CONTACT OUR COMMERCIAL CLIENT SERVICE CENTER, YOUR \*\*  
 \*\* CASH MANAGEMENT SALES OFFICER, OR RELATIONSHIP MANAGER WITH ANY QUESTIONS. \*\*

TREASURER OF STATE OF OHIO

TOTAL AMOUNT DUE \$ 112,337.62

ACCOUNT NUMBER: 14511001050

AMOUNT ENCLOSED: \_\_\_\_\_

MAIL PAYMENT TO:

KEYBANK NATIONAL ASSOCIATION  
 ATTENTION: CATHERINE ROPE  
 88 EAST BROAD STREET, 7<sup>th</sup> FLOOR  
 COLUMBUS, OHIO 43125



KeyBank National Association  
 Account Analysis, OH-01-51-2005  
 4910 Tiedeman Road  
 Brooklyn, OH 44144-2338

## Account Analysis Statement February 2017

\*TREASURER OF STATE  
 30 E BROAD ST  
 COLUMBUS OH 43215-3414

Relationship Overview : \*TREASURER OF STATE

| Balance Summary                                  |                    |
|--|--------------------|
| Average Ledger Balance                           | \$179,152,878.85   |
| LESS: Average Float                              | (\$5,988,729.25)   |
| Average Collected Balance                        | \$173,164,149.60   |
| Average Negative Collected Balance               | (\$30,252.22)      |
| Average Positive Collected Balance               | \$173,194,401.82   |
| LESS: Compensating Balance                       | (\$154,366,255.66) |
| Balance Available to Support Services            | \$18,828,146.16    |
| LESS: Balance Needed To Support Services         | (\$160,609,828.29) |
| Balance Deficiency/Surplus for Eligible Services | (\$141,781,682.13) |

| Billing Information |               |
|---------------------|---------------|
| Settlement Cycle    | Monthly       |
| Payment Method      | Invoice       |
| Billing Account     | XXXXXXXXX1050 |
| Days in the Month   | 28            |

| Service Charge Summary                       |               |
|--|---------------|
| Service Charges Eligible for Earnings Credit | \$128,488.10  |
| LESS: Earnings Credit Allowance              | (\$15,062.48) |
| Service Charges Due                          | \$113,425.62  |

An invoice will be distributed on approximately the 15th business day of the month.

| Trend Analysis <sup>^</sup> |                        |                           |                                       |                                    |  |                           |                        |                     |
|-----------------------------|------------------------|---------------------------|---------------------------------------|------------------------------------|--|---------------------------|------------------------|---------------------|
| Months                      | Average Ledger Balance | Average Collected Balance | Balance Available to Support Services | Balance Needed to Support Services | Service Charges Eligible for Earnings Credit | Earnings Credit Allowance | Direct Service Charges | Service Charges Due |
| FEB                         | \$179,152,879          | \$173,164,150             | \$18,828,146                          | \$160,609,828                      | \$128,488                                    | \$15,062                  | \$0                    | \$113,426           |
| JAN                         | \$162,192,557          | \$146,354,702             | \$12,163,414                          | \$71,847,086                       | \$63,226                                     | \$10,704                  | \$0                    | \$52,522            |
| YTD                         | \$170,672,718          | \$159,759,426             | \$15,495,780                          | \$116,228,457                      | \$191,714                                    | \$25,766                  | \$0                    | \$165,948           |

<sup>^</sup> All numbers in this section are rounded to the nearest whole dollar

Please contact your Account Officer or the Commercial Business Banking Center at 1-800-821-2829 with questions.

Account Officer: Lara Deleone  
 Center: 3080035 SO



Relationship Summary

Relationship Overview : \*TREASURER OF STATE

Accounts in Relationship: 63

Accounts Analyzed ^

Non Interest Bearing Accounts

| Account Number | Account Name               | Earnings Credit Rate | Balance Needed to Support Services | Balance Available to Support Services | Service Charges Eligible for Earnings Credit | Direct Service Charges | Earnings Credit Allowance |
|----------------|----------------------------|----------------------|------------------------------------|---------------------------------------|--|------------------------|---------------------------|
| 14511001050    | *TREASURER OF STATE        | 1.05%                | \$41,602,478                       | \$0                                   | \$33,282                                     | \$0                    | \$0                       |
| 14511001100    | TREASURER OF STATE         | 1.05%                | \$533,219                          | \$30                                  | \$427  | \$0                    | \$0                       |
| 14511001225    | TREASURER OF STATE         | 1.05%                | \$238,038                          | \$0                                   | \$190  | \$0                    | \$0                       |
| 14511002447    | TREASURER OF STATE         | 1.05%                | \$19,188                           | \$0                                   | \$15   | \$0                    | \$0                       |
| 14511002454    | TREASURER OF STATE         | 1.05%                | \$20,125                           | \$0                                   | \$16   | \$0                    | \$0                       |
| 14511002462    | TREASURER OF STATE         | 1.05%                | \$141,688                          | \$0                                   | \$113  | \$0                    | \$0                       |
| 14511002470    | TREASURER OF STATE         | 1.05%                | \$227,625                          | \$0                                   | \$182  | \$0                    | \$0                       |
| 14511002488    | TREASURER OF STATE         | 1.05%                | \$4,005,625                        | \$0                                   | \$3,205                                      | \$0                    | \$0                       |
| 354511001688   | TREASURER OF STATE         | 1.05%                | \$27,406                           | \$0                                   | \$22   | \$0                    | \$0                       |
| 354511002793   | TREASURER OF STATE         | 1.05%                | \$19,031                           | \$0                                   | \$15   | \$0                    | \$0                       |
| 359681004818   | TREASURER OF STATE         | 1.05%                | \$242,646                          | \$0                                   | \$194  | \$0                    | \$0                       |
| 359681036752   | TREASURER OF STATE         | 1.05%                | \$18,750                           | \$0                                   | \$15   | \$0                    | \$0                       |
| 359681092367   | TREASURER OF STATE         | 1.05%                | \$1,003,875                        | \$0                                   | \$803  | \$0                    | \$0                       |
| 359681099438   | TREASURER OF STATE         | 1.05%                | \$33,688                           | \$0                                   | \$27   | \$0                    | \$0                       |
| 359681107165   | TREASURER OF STATE         | 1.05%                | \$10,000                           | \$0                                   | \$8  | \$0                    | \$0                       |
| 359681113973   | TREASURER OF STATE         | 1.05%                | \$32,063                           | \$0                                   | \$26   | \$0                    | \$0                       |
| 359681120929   | TREASURER OF STATE         | 1.05%                | \$191,844                          | \$0                                   | \$153  | \$0                    | \$0                       |
| 359681120952   | TREASURER OF STATE         | 1.05%                | \$87,781                           | \$0                                   | \$70   | \$0                    | \$0                       |
| 359681129375   | TREASURER OF STATE         | 1.05%                | \$27,031                           | \$0                                   | \$22   | \$0                    | \$0                       |
| 359681130506   | TREASURER OF STATE         | 1.05%                | \$216,250                          | \$0                                   | \$173  | \$0                    | \$0                       |
| 359681147740   | TREASURER OF STATE         | 1.05%                | \$14,031                           | \$76                                  | \$11   | \$0                    | \$0                       |
| 359681150413   | TREASURER OF STATE         | 1.05%                | \$51,113                           | \$0                                   | \$41   | \$0                    | \$0                       |
| 359681156428   | TREASURER OF STATE         | 1.05%                | \$41,594                           | \$0                                   | \$33   | \$0                    | \$0                       |
| 359681163028   | TREASURER OF STATE         | 1.05%                | \$13,750                           | \$1,000                               | \$11   | \$0                    | \$1                       |
| 359681172128   | TREASURER OF STATE         | 1.05%                | \$13,975                           | \$4,331                               | \$11   | \$0                    | \$3                       |
| 359681172136   | TREASURER OF STATE         | 1.05%                | \$13,750                           | \$1,173                               | \$11   | \$0                    | \$1                       |
| 359681177572   | TREASURER OF STATE         | 1.05%                | \$19,438                           | \$0                                   | \$16   | \$0                    | \$0                       |
| 359681181921   | TREASURER OF STATE         | 1.05%                | \$365,031                          | \$0                                   | \$292  | \$0                    | \$0                       |
| 359681183448   | TREASURER OF STATE         | 1.05%                | \$19,344                           | \$0                                   | \$15   | \$0                    | \$0                       |
| 359681197869   | TREASURER OF STATE         | 1.05%                | \$59,875                           | \$1,253,571                           | \$48   | \$0                    | \$1,003                   |
| 359681211991   | STATE OF OHIO OBM WELFARE  | 1.05%                | \$6,971,688                        | \$0                                   | \$5,577                                      | \$0                    | \$0                       |
| 359681212064   | STATE OF OHIO OBM MEDICAID | 1.05%                | \$2,415,063                        | \$0                                   | \$1,932                                      | \$0                    | \$0                       |
| 359681212072   | STATE OF OHIO OBM VENDOR   | 1.05%                | \$4,390,281                        | \$0                                   | \$3,512                                      | \$0                    | \$0                       |
| 359681237483   | TREASURER OF STATE         | 1.05%                | \$19,313                           | \$0                                   | \$15   | \$0                    | \$0                       |
| 359681237491   | TREASURER OF STATE         | 1.05%                | \$158,125                          | \$52,750                              | \$127  | \$0                    | \$42                      |
| 359681245668   | STATE OF OHIO              | 1.05%                | \$91,066,500                       | \$0                                   | \$72,853                                     | \$0                    | \$0                       |
| 359681245692   | STATE OF OHIO              | 1.05%                | \$4,775,313                        | \$335                                 | \$3,820                                      | \$0                    | \$0                       |
| 359681296968   | TREASURER OF STATE         | 1.05%                | \$22,250                           | \$0                                   | \$18   | \$0                    | \$0                       |
| 359681318762   | STATE OF OHIO              | 1.05%                | \$26,250                           | \$0                                   | \$21   | \$0                    | \$0                       |
| 359681318788   | STATE OF OHIO              | 1.05%                | \$19,125                           | \$0                                   | \$15   | \$0                    | \$0                       |
| 359681324307   | OHIO DEPARTMENT OF         | 1.05%                | \$38,111                           | \$0                                   | \$30   | \$0                    | \$0                       |
| 359681341533   | OHIO DEPARTMENT OF         | 1.05%                | \$35,188                           | \$0                                   | \$28   | \$0                    | \$0                       |
| 359681341541   | OHIO DEPARTMENT OF         | 1.05%                | \$226,406                          | \$0                                   | \$181  | \$0                    | \$0                       |
| 359681342838   | STATE OF OHIO              | 1.05%                | \$10,469                           | \$17,514,879                          | \$8  | \$0                    | \$14,012                  |
| 359681362950   | TREASURER OF STATE         | 1.05%                | \$36,719                           | \$0                                   | \$29   | \$0                    | \$0                       |
| 359681362968   | TREASURER OF STATE         | 1.05%                | \$31,750                           | \$0                                   | \$25   | \$0                    | \$0                       |
| 359681367348   | TREASURER OF STATE         | 1.05%                | \$19,063                           | \$0                                   | \$15   | \$0                    | \$0                       |
| 359681367355   | TREASURER OF STATE         | 1.05%                | \$19,406                           | \$0                                   | \$16   | \$0                    | \$0                       |



# Account Analysis Statement

## February 2017

### Relationship Summary

Relationship Name : \*TREASURER OF STATE

#### Accounts Analyzed^ - Continued

| Account Number                   | Account Name       | Earnings Credit Rate | Balance Needed to Support Services | Balance Available to Support Services | Service Charges Eligible for Earnings Credit | Direct Service Charges | Earnings Credit Allowance |
|----------------------------------|--------------------|----------------------|------------------------------------|---------------------------------------|--|------------------------|---------------------------|
| 359681367363                     | TREASURER OF STATE | 1.05%                | \$21,531                           | \$0                                   | \$17   | \$0                    | \$0                       |
| 359681375382                     | TREASURER OF STATE | 1.05%                | \$19,625                           | \$0                                   | \$16   | \$0                    | \$0                       |
| 359681395919                     | STATE OF OHIO DAS  | 1.05%                | \$25,969                           | \$0                                   | \$21   | \$0                    | \$0                       |
| 359681398533                     | TREASURER OF STATE | 1.05%                | \$15,031                           | \$0                                   | \$12   | \$0                    | \$0                       |
| 359681398541                     | TREASURER OF STATE | 1.05%                | \$18,750                           | \$0                                   | \$15   | \$0                    | \$0                       |
| 359681409090                     | TREASURER OF STATE | 1.05%                | \$26,250                           | \$0                                   | \$21   | \$0                    | \$0                       |
| 359681409108                     | TREASURER OF STATE | 1.05%                | \$18,750                           | \$0                                   | \$15   | \$0                    | \$0                       |
| 359681409116                     | TREASURER OF STATE | 1.05%                | \$26,250                           | \$0                                   | \$21   | \$0                    | \$0                       |
| 359681415592                     | TREASURER OF STATE | 1.05%                | \$590,969                          | \$0                                   | \$473  | \$0                    | \$0                       |
| 359681435707                     | TREASURER OF STATE | 1.05%                | \$102,938                          | \$0                                   | \$82   | \$0                    | \$0                       |
| Sub Total                        |                    |                      | \$160,457,328                      | \$18,828,146                          | \$128,366                                    | \$0                    | \$15,062                  |
| <u>Interest Bearing Accounts</u> |                    |                      |                                    |                                       |  |                        |                           |
| Account Number                   | Account Name       | Earnings Credit Rate | Balance Needed to Support Services | Balance Available to Support Services | Service Charges Eligible for Earnings Credit | Direct Service Charges | Earnings Credit Allowance |
| 359681260766                     | TREASURER OF STATE | 1.05%                | \$26,250                           | \$0                                   | \$21   | \$0                    | \$0                       |
| 359681261657                     | TREASURER OF STATE | 1.05%                | \$26,250                           | \$0                                   | \$21   | \$0                    | \$0                       |
| 359681261665                     | TREASURER OF STATE | 1.05%                | \$26,250                           | \$0                                   | \$21   | \$0                    | \$0                       |
| 359683018600                     | TREASURER OF STATE | 1.05%                | \$47,500                           | \$0                                   | \$38   | \$0                    | \$0                       |
| 359683035281                     | TREASURER OF STATE | 1.05%                | \$26,250                           | \$0                                   | \$21   | \$0                    | \$0                       |
| Sub Total                        |                    |                      | \$152,500                          | \$0                                   | \$122  | \$0                    | \$0                       |
| Total                            |                    |                      | \$160,609,828                      | \$18,828,146                          | \$128,488                                    | \$0                    | \$15,062                  |

^ All numbers in this section are rounded to the nearest whole dollar

\* Notes the billing account for the relationship

#### Service Activity Summary

| Service Codes | Services                            | Total Service Charges |
|---------------|-------------------------------------|-----------------------|
| AFP00         | Balance & Compensation Information  | \$0.00                |
| AFP01         | General Account Services            | \$910.00              |
| AFP05         | Lockbox Services                    | \$10.00               |
| AFP10         | Depository Services                 | \$11,437.22           |
| AFP15         | Paper Disbursement Services         | \$298.09              |
| AFP20         | Paper Disb. Reconciliation Services | \$74.36               |
| AFP25         | General ACH Services                | \$105,401.28          |
| AFP26         | ACH Concentration Services          | \$0.00                |
| AFP30         | EDI Payment Services                | \$148.75              |
| AFP35         | Wire and Other Funds Xfer Services  | \$4,815.50            |
| AFP40         | Information Services                | \$5,392.90            |
| AFP45         | Investment/Custody Services         | \$0.00                |
| Total         |                                     | \$128,488.10          |



# Account Analysis Statement

## February 2017

### Relationship Summary

Relationship Name : \*TREASURER OF STATE

| Service Activity Details |                                    |            |            |                       |                                    |
|--------------------------|------------------------------------|------------|------------|-----------------------|------------------------------------|
| Service Codes            | Services                           | Quantity   | Unit Price | Total Service Charges | Balance Needed To Support Services |
| 00                       | Balance & Compensation Information |            |            |                       |                                    |
| 00 02 12 H               | Uncollected Fund Direct Charge     | 0          | \$0.00     | \$0.00                | \$0.00                             |
| 00 02 30                 | Deposit Assessment                 |            |            | \$0.00                | \$0.00                             |
|                          | AFP00 TOTAL                        |            |            | \$0.00                | \$0.00                             |
| 01                       | General Account Services           |            |            |                       |                                    |
| 01 00 00                 | Maintenance                        | 63         | \$8.00     | \$504.00              | \$630,000.00                       |
| 01 00 99                 | ZBA Concentration Account          | 6          | \$10.00    | \$60.00               | \$75,000.00                        |
| 01 00 99                 | ZBA Subsidiary Accounts            | 49         | \$4.00     | \$196.00              | \$245,000.00                       |
| 01 02 02                 | KTT ZBA Report                     | 1          | \$0.00     | \$0.00                | \$0.00                             |
| 01 03 00                 | DDA Paper Statement                | 15         | \$6.00     | \$90.00               | \$112,500.00                       |
| 01 03 07                 | KTT Corp Banking Statement         | 126        | \$0.00     | \$0.00                | \$0.00                             |
| 01 03 99                 | DDA Stmt Special Cut               | 6          | \$5.00     | \$30.00               | \$37,500.00                        |
| 01 03 99                 | Statement Duplicate Copy           | 3          | \$10.00    | \$30.00               | \$37,500.00                        |
| 01 04 07                 | KTT Analysis Statement             | 1          | \$0.00     | \$0.00                | \$0.00                             |
| 01 04 40                 | Electronic Analysis Statement      | 1          | \$0.00     | \$0.00                | \$0.00                             |
| 01 04 47                 | KTT RPM 822 Statement              | 1          | \$0.00     | \$0.00                | \$0.00                             |
|                          | AFP01 TOTAL                        |            |            | \$910.00              | \$1,137,500.00                     |
| 05                       | Lockbox Services                   |            |            |                       |                                    |
| 05 04 00                 | KTT Receivables Base Fee           | 1          | \$5.00     | \$5.00                | \$6,250.00                         |
| 05 04 24                 | KTT LBX Image Base Fee             | 1          | \$5.00     | \$5.00                | \$6,250.00                         |
|                          | AFP05 TOTAL                        |            |            | \$10.00               | \$12,500.00                        |
| 10                       | Depository Services                |            |            |                       |                                    |
| 10 00 00                 | Branch Deposited Cash              | 40,654.75  | \$0.0005   | \$20.33               | \$25,409.21                        |
| 10 00 44                 | Branch Roll Out                    | 15         | \$0.15     | \$2.25                | \$2,812.50                         |
| 10 01 00                 | Vault Deposited Cash               | 144,916.53 | \$0.0005   | \$72.46               | \$90,572.83                        |
| 10 02 00                 | Deposits Branch/Night Drop Tkt     | 189        | \$0.08     | \$15.12               | \$18,900.00                        |
| 10 02 00                 | Deposits Key Capture Ticket        | 409        | \$0.08     | \$32.72               | \$40,900.00                        |
| 10 02 00                 | Deposits Key Image Cash Letter     | 57         | \$0.08     | \$4.56                | \$5,700.00                         |
| 10 02 00                 | Deposits Vault Ticket              | 20         | \$0.08     | \$1.60                | \$2,000.00                         |
| 10 02 00                 | Miscellaneous Deposit Tickets      | 1          | \$0.55     | \$0.55                | \$687.50                           |
| 10 02 1B                 | Electronic Item Clearing Fee       | 19,155     | \$0.07     | \$1,340.85            | \$1,676,062.50                     |
| 10 02 1B                 | ICL Clear Agent                    | 73,748     | \$0.07     | \$5,162.36            | \$6,452,950.00                     |
| 10 02 10                 | ICL On-Us                          | 8,240      | \$0.03     | \$247.20              | \$309,000.00                       |
| 10 02 18                 | ICL Direct Send                    | 101,804    | \$0.03     | \$3,054.12            | \$3,817,650.00                     |
| 10 02 24                 | Branch Per Item Charge             | 736        | \$0.10     | \$73.60               | \$92,000.00                        |
| 10 04 00                 | Check Charge Backs                 | 142        | \$1.00     | \$142.00              | \$177,500.00                       |
| 10 04 02                 | Redeposited Returned               | 165        | \$1.50     | \$247.50              | \$309,375.00                       |
| 10 04 16                 | KTT Return Item Report             | 1          | \$5.00     | \$5.00                | \$6,250.00                         |
| 10 04 16                 | Return Advice Image Inquiry        | 1          | \$0.00     | \$0.00                | \$0.00                             |
| 10 04 16                 | Return Item Image                  | 87         | \$0.50     | \$43.50               | \$54,375.00                        |
| 10 05 01                 | Vault Deposit Adjustment           | 1          | \$1.00     | \$1.00                | \$1,250.00                         |
| 10 06 00                 | Deposit Recon Maintenance          | 1          | \$10.00    | \$10.00               | \$12,500.00                        |
| 10 06 10                 | Deposit Recon Per Deposit          | 45         | \$0.10     | \$4.50                | \$5,625.00                         |
| 10 99 99                 | ICL Monthly Fee                    | 2          | \$100.00   | \$200.00              | \$250,000.00                       |



# Account Analysis Statement

## February 2017

### Relationship Summary

Relationship Name : \*TREASURER OF STATE

| Service Activity Details - Continued |                                     |           |            |                       |                                    |
|--------------------------------------|-------------------------------------|-----------|------------|-----------------------|------------------------------------|
| Service Codes                        | Services                            | Quantity  | Unit Price | Total Service Charges | Balance Needed To Support Services |
| 10 99 99                             | RDC Monthly Fee                     | 27        | \$28.00    | \$756.00              | \$945,000.00                       |
|                                      | AFP10 TOTAL                         |           |            | \$11,437.22           | \$14,296,519.54                    |
| 15                                   | Paper Disbursement Services         |           |            |                       |                                    |
| 15 00 30                             | Positive Pay Maintenance            | 2         | \$5.00     | \$10.00               | \$12,500.00                        |
| 15 01 00                             | Checks/Debits Paid                  | 1,215     | \$0.045    | \$54.68               | \$68,343.75                        |
| 15 01 20                             | Positive Pay Per Item               | 1,218     | \$0.02     | \$24.36               | \$30,450.00                        |
| 15 03 22                             | Pospay/ Pymt Protection Return      | 5         | \$0.00     | \$0.00                | \$0.00                             |
| 15 04 10                             | KTT Stop Payment Entry              | 7         | \$2.50     | \$17.50               | \$21,875.00                        |
| 15 13 51                             | RDC Scanned Item                    | 19,155    | \$0.01     | \$191.55              | \$239,437.50                       |
|                                      | AFP15 TOTAL                         |           |            | \$298.09              | \$372,606.25                       |
| 20                                   | Paper Disb. Reconciliation Services |           |            |                       |                                    |
| 20 00 10                             | Reconciliation Maintenance          | 2         | \$10.00    | \$20.00               | \$25,000.00                        |
| 20 01 10                             | Reconciliation Per Item             | 1,218     | \$0.02     | \$24.36               | \$30,450.00                        |
| 20 02 01                             | ARP Weekly Trans Input/Month        | 1         | \$20.00    | \$20.00               | \$25,000.00                        |
| 20 03 24                             | ARP Recon Paper Report              | 1         | \$10.00    | \$10.00               | \$12,500.00                        |
|                                      | AFP20 TOTAL                         |           |            | \$74.36               | \$92,950.00                        |
| 25                                   | General ACH Services                |           |            |                       |                                    |
| 25 00 00                             | ACH Monthly Fee                     | 10        | \$10.00    | \$100.00              | \$125,000.00                       |
| 25 01 00                             | Orig ACH Dr Via Direct Send         | 257,122   | \$0.025    | \$6,428.06            | \$8,035,062.50                     |
| 25 01 00                             | Orig ACH Dr Via KTT Transfer        | 1,023     | \$0.025    | \$25.58               | \$31,968.75                        |
| 25 01 00                             | Originated ACH Debit Via KTT        | 196       | \$0.025    | \$4.90                | \$6,125.00                         |
| 25 01 01                             | ACH Tax Payment Via KTT             | 3         | \$1.00     | \$3.00                | \$3,750.00                         |
| 25 01 01                             | Orig ACH Cr Via Direct Send         | 1,506,027 | \$0.025    | \$37,650.68           | \$47,063,343.75                    |
| 25 01 01                             | Originated ACH Credit Via KTT       | 1,114     | \$0.025    | \$27.85               | \$34,812.50                        |
| 25 01 10                             | ACH Item Min Per File (<250)        | 631       | \$1.00     | \$631.00              | \$788,750.00                       |
| 25 01 20                             | ACH Addenda Originated              | 1,370,824 | \$0.025    | \$34,270.61           | \$42,838,250.00                    |
| 25 01 40                             | Originated Late File Surcharge      | 179       | \$0.75     | \$134.25              | \$167,812.50                       |
| 25 02 00                             | Incoming ACH Debit Item             | 21        | \$0.025    | \$0.54                | \$656.25                           |
| 25 02 01                             | Incoming ACH Credit Item            | 67,586    | \$0.025    | \$1,689.77            | \$2,112,062.50                     |
| 25 02 01                             | Incoming lat Credit Item            | 1         | \$0.025    | \$0.03                | \$31.25                            |
| 25 02 20                             | ACH Received Addenda                | 74,778    | \$0.025    | \$1,869.51            | \$2,336,812.50                     |
| 25 03 02                             | ACH Return Items                    | 9,501     | \$0.50     | \$4,750.50            | \$5,938,125.00                     |
| 25 03 02                             | Unauthorized ACH Item Return        | 217       | \$5.00     | \$1,085.00            | \$1,356,250.00                     |
| 25 04 01                             | CAR,Noc,Rtn Rpt Via E-Mail          | 219       | \$4.00     | \$876.00              | \$1,095,000.00                     |
| 25 05 01                             | ACH Data Transmission               | 292       | \$5.00     | \$1,460.00            | \$1,825,000.00                     |
| 25 06 40                             | ACH Reversal Or Deletion            | 27        | \$10.00    | \$270.00              | \$337,500.00                       |
| 25 07 01                             | CAR Report Via KTT IR               | 1         | \$0.00     | \$0.00                | \$0.00                             |
| 25 07 01                             | Rtn ACH Converted Draft Rpt         | 1         | \$0.00     | \$0.00                | \$0.00                             |
| 25 07 01                             | Rtn ACH Resubmitted Via ACH Rpt     | 1         | \$0.00     | \$0.00                | \$0.00                             |
| 25 10 52                             | EPA Admin Fee/Month                 | 58        | \$3.00     | \$174.00              | \$217,500.00                       |
| 25 10 70                             | ACH Noc                             | 27,840    | \$0.50     | \$13,920.00           | \$17,400,000.00                    |
| 25 11 00                             | ACH Direct Monthly Maint            | 1         | \$15.00    | \$15.00               | \$18,750.00                        |
| 25 11 00                             | KTT ACH Monthly Base Fee            | 1         | \$15.00    | \$15.00               | \$18,750.00                        |
|                                      | AFP25 TOTAL                         |           |            | \$105,401.28          | \$131,751,312.50                   |



# Account Analysis Statement

## February 2017

### Relationship Summary

Relationship Name : \*TREASURER OF STATE

| Service Activity Details - Continued |                                    |          |            |                       |                                    |
|--------------------------------------|------------------------------------|----------|------------|-----------------------|------------------------------------|
| Service Codes                        | Services                           | Quantity | Unit Price | Total Service Charges | Balance Needed To Support Services |
| 26                                   | ACH Concentration Services         |          |            |                       |                                    |
| 26 04 00                             | ACH Reports                        | 1        | \$0.00     | \$0.00                | \$0.00                             |
|                                      | AFP26 TOTAL                        |          |            | \$0.00                | \$0.00                             |
| 30                                   | EDI Payment Services               |          |            |                       |                                    |
| 30 00 00                             | Monthly EDI Origination Fee        | 2        | \$5.00     | \$10.00               | \$12,500.00                        |
| 30 02 10                             | EDI Translation Fee/1000 Chara     | 1,550    | \$0.025    | \$38.75               | \$48,437.50                        |
| 30 02 25                             | KTT EDI Remittance Report          | 1        | \$0.00     | \$0.00                | \$0.00                             |
| 30 05 00                             | EDI Per File Orig/Recd Fee         | 20       | \$5.00     | \$100.00              | \$125,000.00                       |
|                                      | AFP30 TOTAL                        |          |            | \$148.75              | \$185,937.50                       |
| 35                                   | Wire and Other Funds Xfer Services |          |            |                       |                                    |
| 35 01 00                             | KTT Domestic Repeat                | 9        | \$5.00     | \$45.00               | \$56,250.00                        |
| 35 01 03                             | KTT Domestic Nonrepeat             | 24       | \$5.00     | \$120.00              | \$150,000.00                       |
| 35 01 13                             | KTT International Nonrepeat        | 4        | \$10.00    | \$40.00               | \$50,000.00                        |
| 35 01 20                             | KTT Internal Repeat                | 65       | \$3.50     | \$227.50              | \$284,375.00                       |
| 35 01 23                             | KTT Internal Nonrepeat             | 8        | \$3.50     | \$28.00               | \$35,000.00                        |
| 35 03 00                             | Incoming Domestic Wire Manual      | 2        | \$8.00     | \$16.00               | \$20,000.00                        |
| 35 03 00                             | Incoming Domestic Wire Stp         | 538      | \$8.00     | \$4,304.00            | \$5,380,000.00                     |
| 35 04 11                             | Wire Mail Advice For Incoming      | 2        | \$5.00     | \$10.00               | \$12,500.00                        |
| 35 06 00                             | KTT Wire Maintenance               | 1        | \$25.00    | \$25.00               | \$31,250.00                        |
| 35 40 0Z                             | KTT Incoming/Outgoing Wire Rpt     | 1        | \$0.00     | \$0.00                | \$0.00                             |
|                                      | AFP35 TOTAL                        |          |            | \$4,815.50            | \$6,019,375.00                     |
| 40                                   | Information Services               |          |            |                       |                                    |
| 40 00 12                             | KTT BAI2 Previous Day File         | 1        | \$2.50     | \$2.50                | \$3,125.00                         |
| 40 00 15                             | KTT BAI2 Intraday File             | 1        | \$2.50     | \$2.50                | \$3,125.00                         |
| 40 00 52                             | KTT Previous Day Report            | 126      | \$0.00     | \$0.00                | \$0.00                             |
| 40 00 55                             | KTT Intraday Report                | 126      | \$0.00     | \$0.00                | \$0.00                             |
| 40 01 10                             | BAI File Transfer Per Acct         | 152      | \$5.00     | \$760.00              | \$950,000.00                       |
| 40 01 10                             | BAI File Xfer Per Detail           | 149,379  | \$0.014    | \$2,091.31            | \$2,614,132.50                     |
| 40 01 10                             | BAI Per File Transfer Fee          | 61       | \$2.50     | \$152.50              | \$190,625.00                       |
| 40 02 10                             | KTT Account Management Access      | 1        | \$20.00    | \$20.00               | \$25,000.00                        |
| 40 02 71                             | KTT Previous Day Detail Items      | 77,774   | \$0.016    | \$1,244.38            | \$1,555,480.00                     |
| 40 02 74                             | KTT Intraday Detail Items          | 69,482   | \$0.016    | \$1,111.71            | \$1,389,640.00                     |
| 40 08 00                             | Long-Term Image Access             | 16       | \$0.50     | \$8.00                | \$10,000.00                        |
|                                      | AFP40 TOTAL                        |          |            | \$5,392.90            | \$6,741,127.50                     |
| 45                                   | Investment/Custody Services        |          |            |                       |                                    |
| 45 04 03                             | KTT Investments Confirm Report     | 1        | \$0.00     | \$0.00                | \$0.00                             |
|                                      | AFP45 TOTAL                        |          |            | \$0.00                | \$0.00                             |
|                                      | <b>Total</b>                       |          |            | <b>\$128,488.10</b>   | <b>\$160,609,828.29</b>            |

Board of Deposit  
KeyBank State Regular Account 6213 - February 2017

| Bank Code | Service Code | Description                     | Unit Price | Total Units | Total Amount | List Price  | Variance    | Comments   |
|-----------|--------------|---------------------------------|------------|-------------|--------------|-------------|-------------|--|
| RPMDAYPL  | 00 00 06     | # POSITIVE DAYS                 |            | 0           | 27 \$        | - \$        | - \$        |  |
| RPMDAYOD  | 00 00 08     | # NEGATIVE DAYS                 |            | 0           | 1 \$         | - \$        | - \$        |  |
| DDAODNCL  | 00 02 12     | UNCOLLECTED FUND DIRECT CHARGE  |            | 0           | 0 \$         | - \$        | - \$        |  |
| DDAMAIN   | 01 00 00     | MAINTENANCE                     |            | 8           | 1 \$         | 8.00 \$     | 8.00 \$     |  |
| DDAZBALD  | 01 00 99     | ZBA CONCENTRATION ACCOUNT       |            | 10          | 1 \$         | 10.00 \$    | 10.00 \$    |  |
| DDAZBASB  | 01 00 99     | ZBA SUBSIDIARY ACCOUNTS         |            | 4           | 1 \$         | 4.00 \$     | 4.00 \$     |  |
| DDAOLZBA  | 01 02 02     | KTT ZBA REPORT                  |            | 0           | 1 \$         | - \$        | - \$        |  |
| DDAOLDDA  | 01 03 07     | KTT CORP BANKING STATEMENT      |            | 0           | 126 \$       | - \$        | - \$        |  |
| DDASTSPC  | 01 03 99     | DDA STMT SPECIAL CUT            |            | 5           | 3 \$         | 15.00 \$    | 15.00 \$    |  |
| DDAOLRPM  | 01 04 07     | KTT ANALYSIS STATEMENT          |            | 0           | 1 \$         | - \$        | - \$        |  |
| DDAANELC  | 01 04 40     | ELECTRONIC ANALYSIS STATEMENT   |            | 0           | 1 \$         | - \$        | - \$        |  |
| DDAOL822  | 01 04 47     | KTT RPM 822 STATEMENT           |            | 0           | 1 \$         | - \$        | - \$        |  |
| DDAOLLBX  | 05 04 00     | KTT RECEIVABLES BASE FEE        |            | 5           | 1 \$         | 5.00 \$     | 5.00 \$     |  |
| DDAOLLIB  | 05 04 24     | KTT LBX IMAGE BASE FEE          |            | 5           | 1 \$         | 5.00 \$     | 5.00 \$     |  |
| DDAOTCSH  | 10 00 00     | BRANCH DEPOSITED CASH           | 0.0005     | 4844        | \$           | 2.42 \$     | 2.42 \$     |  |
| DDAVLTDP  | 10 01 00     | VAULT DEPOSITED CASH            | 0.0005     | 144916.5    | \$           | 72.46 \$    | 72.46 \$    | (0.00)   |
| DDADPBRN  | 10 02 00     | DEPOSITS BRANCH/NIGHT DROP TKT  | 0.08       | 83          | \$           | 6.64 \$     | 6.64 \$     |  |
| DDADPKCP  | 10 02 00     | DEPOSITS KEY CAPTURE TICKET     | 0.08       | 409         | \$           | 32.72 \$    | 32.72 \$    |  |
| DDADPKPL  | 10 02 00     | DEPOSITS KEY IMAGE CASH LETTER  | 0.08       | 57          | \$           | 4.56 \$     | 4.56 \$     |  |
| DDADPVL   | 10 02 00     | DEPOSITS VAULT TICKET           | 0.08       | 20          | \$           | 1.60 \$     | 1.60 \$     |  |
| DDAITFAG  | 10 02 18     | ELECTRONIC ITEM CLEARING FEE    | 0.07       | 19155       | \$           | 1,340.85 \$ | 1,340.85 \$ |  |
| DDAKCPCA  | 10 02 18     | ICL CLEAR AGENT                 | 0.07       | 73748       | \$           | 5,162.36 \$ | 5,162.36 \$ |  |
| DDAKCPOU  | 10 02 10     | ICL ON-US                       | 0.03       | 8240        | \$           | 247.20 \$   | 247.20 \$   |  |
| DDAKCPDS  | 10 02 18     | ICL DIRECT SEND                 | 0.03       | 101804      | \$           | 3,054.12 \$ | 3,054.12 \$ |  |
| DDAITUOH  | 10 02 24     | BRANCH PER ITEM CHARGE          | 0.1        | 389         | \$           | 38.90 \$    | 38.90 \$    |  |
| DDAVTRRT  | 10 04 00     | CHECK CHARGE BACKS              | 1          | 140         | \$           | 140.00 \$   | 140.00 \$   |  |
| DDAREDEP  | 10 04 02     | REDEPOSITED RETURNED            | 1.5        | 165         | \$           | 247.50 \$   | 247.50 \$   |  |
| DDAOLRIR  | 10 04 16     | KTT RETURN ITEM REPORT          | 5          | 1           | \$           | 5.00 \$     | 5.00 \$     |  |
| DDAOLRTA  | 10 04 16     | RETURN ADVISE IMAGE INQUIRY     | 0          | 1           | \$           | - \$        | - \$        |  |
| DDAVTIIM  | 10 04 16     | RETURN ITEM IMAGE               | 0.5        | 87          | \$           | 43.50 \$    | 43.50 \$    |  |
| DDAVLTDA  | 10 05 01     | VAULT DEPOSIT ADJUSTMENT        | 1          | 1           | \$           | 1.00 \$     | 1.00 \$     |  |
| DDAKCMTH  | 10 99 99     | RDC MONTHLY FEE                 | 28         | 27          | \$           | 756.00 \$   | 756.00 \$   |  |
| DDAKCPMN  | 10 99 99     | ICL MONTHLY FEE                 | 100        | 2           | \$           | 200.00 \$   | 200.00 \$   |  |
| DDAOSPA   | 15 00 30     | POSITIVE PAY MAINTENANCE        | 5          | 1           | \$           | 5.00 \$     | 5.00 \$     |  |
| DDAOLRTN  | 15 03 22     | POSPAY/ PYMT PROTECTION RETURN  | 0          | 5           | \$           | - \$        | - \$        |  |
| DDAOLSTP  | 15 04 10     | KTT STOP PAYMENT ENTRY          | 2.5        | 7           | \$           | 17.50 \$    | 17.50 \$    |  |
| DDAKCSCN  | 15 13 51     | RDC SCANNED ITEM                | 0.01       | 19155       | \$           | 191.55 \$   | 191.55 \$   |  |
| DDARBAS1  | 20 00 10     | RECONCILIATION MAINTENANCE      | 10         | 1           | \$           | 10.00 \$    | 10.00 \$    |  |
| DDACHMTH  | 25 00 00     | ACH MONTHLY FEE                 | 10         | 3           | \$           | 30.00 \$    | 30.00 \$    |  |
| DDACHDR1  | 25 01 00     | ORIG ACH DR VIA DIRECT SEND     | 0.025      | 256109      | \$           | 6,402.73 \$ | 6,402.73 \$ |  |
| DDACHDR5  | 25 01 00     | ORIGINATED ACH DEBIT VIA KTT    | 0.025      | 188         | \$           | 4.70 \$     | 4.70 \$     |  |
| DDACHCR5  | 25 01 01     | ORIGINATED ACH CREDIT VIA KTT   | 0.025      | 1114        | \$           | 27.85 \$    | 27.85 \$    |  |
| DDAHTAX   | 25 01 01     | ACH TAX PAYMENT VIA KTT         | 1          | 3           | \$           | 3.00 \$     | - \$        | 3.00 Charged in error. Bank adj invoice to \$0   |
| DDACHMIN  | 25 01 10     | ACH ITEM MIN PER FILE (<250)    | 1          | 269         | \$           | 269.00 \$   | 269.00 \$   |  |
| DDACHADD  | 25 01 20     | ACH ADDENDA ORIGINATED          | 0.025      | 3373        | \$           | 84.33 \$    | 84.33 \$    |  |
| DDACHLFS  | 25 01 40     | ORIGINATED LATE FILE SURCHARGE  | 0.75       | 91          | \$           | 68.25 \$    | 68.25 \$    |  |
| DDACHCR2  | 25 02 01     | INCOMING ACH CREDIT ITEM        | 0.025      | 1445        | \$           | 36.13 \$    | 36.13 \$    |  |
| DDACHRAD  | 25 02 20     | ACH RECEIVED ADDENDA            | 0.025      | 2009        | \$           | 50.23 \$    | 50.23 \$    |  |
| DDAACRT1  | 25 03 02     | ACH RETURN ITEMS                | 0.5        | 1950        | \$           | 975.00 \$   | 975.00 \$   |  |
| DDASDRET  | 25 03 02     | UNAUTHORIZED ACH ITEM RETURN    | 5          | 170         | \$           | 850.00 \$   | - \$        | 850.00 Charged in error. Bank adj invoice to \$0 |
| DDACHRPT  | 25 04 01     | CARNOCRTRN RPT VIA E-MAIL       | 4          | 42          | \$           | 168.00 \$   | 168.00 \$   |  |
| DDATRMS2  | 25 05 01     | ACH DATA TRANSMISSION           | 5          | 126         | \$           | 630.00 \$   | 630.00 \$   |  |
| DDAOLAEC  | 25 07 01     | RTN ACH CONVERTED DRAFT RPT     | 0          | 1           | \$           | - \$        | - \$        |  |
| DDAOLAER  | 25 07 01     | RTN ACH RESUBMITTED VIA ACH RPT | 0          | 1           | \$           | - \$        | - \$        |  |
| DDAOLCAR  | 25 07 01     | CAR REPORT VIA KTT IR           | 0          | 1           | \$           | - \$        | - \$        |  |
| DDAEPAAD  | 25 10 52     | EPA ADMIN FEE/MONTH             | 3          | 1           | \$           | 3.00 \$     | 3.00 \$     |  |
| DDACHNOC  | 25 10 70     | ACH NOC                         | 0.5        | 5727        | \$           | 2,863.50 \$ | 2,863.50 \$ |  |
| DDAOLCHA  | 25 11 00     | KTT ACH MONTHLY BASE FEE        | 15         | 1           | \$           | 15.00 \$    | 15.00 \$    |  |
| DDAOLDIR  | 25 11 00     | ACH DIRECT MONTHLY MAINT        | 15         | 1           | \$           | 15.00 \$    | 15.00 \$    |  |
| DDAOLACH  | 26 04 00     | ACH REPORTS                     | 0          | 1           | \$           | - \$        | - \$        |  |
| DDAOLEDI  | 30 02 25     | KTT EDI REMITTANCE REPORT       | 0          | 1           | \$           | - \$        | - \$        |  |
| DDAOLDWR  | 35 01 00     | KTT DOMESTIC REPEAT             | 5          | 9           | \$           | 45.00 \$    | 45.00 \$    |  |
| DDAOLDWN  | 35 01 03     | KTT DOMESTIC NONREPEAT          | 5          | 20          | \$           | 100.00 \$   | 100.00 \$   |  |
| DDAOLILN  | 35 01 13     | KTT INTERNATIONAL NONREPEAT     | 10         | 4           | \$           | 40.00 \$    | 40.00 \$    |  |
| DDAOLITR  | 35 01 20     | KTT INTERNAL REPEAT             | 3.5        | 30          | \$           | 105.00 \$   | 105.00 \$   |  |
| DDAOLITN  | 35 01 23     | KTT INTERNAL NONREPEAT          | 3.5        | 3           | \$           | 10.50 \$    | 10.50 \$    |  |
| DDAWIRE1  | 35 03 00     | INCOMING DOMESTIC WIRE STP      | 8          | 430         | \$           | 3,440.00 \$ | 3,440.00 \$ |  |
| DDAOLWIR  | 35 06 00     | KTT WIRE MAINTENANCE            | 25         | 1           | \$           | 25.00 \$    | 25.00 \$    |  |
| DDAOLIW   | 35 40 02     | KTT INCOMING/OUTGOING WIRE RPT  | 0          | 1           | \$           | - \$        | - \$        |  |
| DDAOLBAI  | 40 00 12     | KTT BAI2 PREVIOUS DAY FILE      | 2.5        | 1           | \$           | 2.50 \$     | 2.50 \$     |  |
| DDAOLIBA  | 40 00 15     | KTT BAI2 INTRADAY FILE          | 2.5        | 1           | \$           | 2.50 \$     | 2.50 \$     |  |
| DDAOLPDA  | 40 00 52     | KTT PREVIOUS DAY REPORT         | 0          | 126         | \$           | - \$        | - \$        |  |
| DDAOLIDA  | 40 00 55     | KTT INTRADAY REPORT             | 0          | 126         | \$           | - \$        | - \$        |  |
| DDAOLXAC  | 40 01 10     | BAI FILE TRANSFER PER ACCT      | 5          | 152         | \$           | 760.00 \$   | 760.00 \$   |  |
| DDAOLXBA  | 40 01 10     | BAI PER FILE TRANSFER FEE       | 2.5        | 61          | \$           | 152.50 \$   | 152.50 \$   |  |
| DDAOLXIT  | 40 01 10     | BAI FILE XFER PER DETAIL        | 0.014      | 149379      | \$           | 2,091.31 \$ | 2,091.31 \$ |  |



|           |          |                                |       |       |    |          |    |          |    |   |
|-----------|----------|--------------------------------|-------|-------|----|----------|----|----------|----|---|
| DDAOLMGT  | 40 02 10 | KTT ACCOUNT MANAGEMENT ACCESS  | 20    | 1     | \$ | 20.00    | \$ | 20.00    | \$ | - |
| DDAOLITM  | 40 02 71 | KTT PREVIOUS DAY DETAIL ITEMS  | 0.016 | 77774 | \$ | 1,244.38 | \$ | 1,244.38 | \$ | - |
| DDAOLIRD  | 40 02 74 | KTT INTRADAY DETAIL ITEMS      | 0.016 | 69482 | \$ | 1,111.71 | \$ | 1,111.71 | \$ | - |
| DDAOLLLTA | 40 08 00 | LONG-TERM IMAGE ACCESS         | 0.5   | 16    | \$ | 8.00     | \$ | 8.00     | \$ | - |
| DDAQLSWP  | 45 04 03 | KTT INVESTMENTS/CONFIRM REPORT | 0     | 1     | \$ | -        | \$ | -        | \$ | - |
| RPMDAYPL  | 00 00 06 | # POSITIVE DAYS                | 0     | 28    | \$ | -        | \$ | -        | \$ | - |
| DDAFDICB  | 00 02 30 | DEPOSIT ASSESSMENT             | 0     | 0     | \$ | -        | \$ | -        | \$ | - |
| DDAMAIN   | 01 00 00 | MAINTENANCE                    | 8     | 1     | \$ | 8.00     | \$ | 8.00     | \$ | - |
| DDAZBASB  | 01 00 99 | ZBA SUBSIDIARY ACCOUNTS        | 4     | 1     | \$ | 4.00     | \$ | 4.00     | \$ | - |
| DDASTSPC  | 01 03 99 | DDA STMT SPECIAL CUT           | 5     | 3     | \$ | 15.00    | \$ | 15.00    | \$ | - |
| DDADPBRN  | 10 02 00 | DEPOSITS BRANCH/NIGHT DROP TKT | 0.08  | 1     | \$ | 0.08     | \$ | 0.08     | \$ | - |
| DDAITUOH  | 10 02 24 | BRANCH PER ITEM CHARGE         | 0.1   | 1     | \$ | 0.10     | \$ | 0.10     | \$ | - |
| DDAPOS    | 15 00 30 | POSITIVE PAY MAINTENANCE       | 5     | 1     | \$ | 5.00     | \$ | 5.00     | \$ | - |
| DDACHECK  | 15 01 00 | CHECKS/DEBITS PAID             | 0.045 | 1215  | \$ | 54.68    | \$ | 54.68    | \$ | - |
| DDAPOS    | 15 01 20 | POSITIVE PAY PER ITEM          | 0.02  | 1218  | \$ | 24.36    | \$ | 24.36    | \$ | - |
| DDARBAS1  | 20 00 10 | RECONCILIATION MAINTENANCE     | 10    | 1     | \$ | 10.00    | \$ | 10.00    | \$ | - |
| DDAARFL1  | 20 01 10 | RECONCILIATION PER ITEM        | 0.02  | 1218  | \$ | 24.36    | \$ | 24.36    | \$ | - |
| DDAPTRI   | 20 02 01 | ARP WEEKLY TRANS INPUT/MONTH   | 20    | 1     | \$ | 20.00    | \$ | 20.00    | \$ | - |
| DDAEPAAD  | 25 10 52 | EPA ADMIN FEE/MONTH            | 3     | 1     | \$ | 3.00     | \$ | 3.00     | \$ | - |
| DDAOLDWN  | 35 01 03 | KTT DOMESTIC NONREPEAT         | 5     | 4     | \$ | 20.00    | \$ | 20.00    | \$ | - |
| DDAOLITN  | 35 01 23 | KTT INTERNAL NONREPEAT         | 3.5   | 4     | \$ | 14.00    | \$ | 14.00    | \$ | - |
| DDAWIRE1  | 35 03 00 | INCOMING DOMESTIC WIRE STP     | 8     | 28    | \$ | 224.00   | \$ | 224.00   | \$ | - |
| RPMDAYPL  | 00 00 06 | # POSITIVE DAYS                | 0     | 28    | \$ | -        | \$ | -        | \$ | - |
| DDAMAIN   | 01 00 00 | MAINTENANCE                    | 8     | 1     | \$ | 8.00     | \$ | 8.00     | \$ | - |
| DDAZBALD  | 01 00 99 | ZBA CONCENTRATION ACCOUNT      | 10    | 1     | \$ | 10.00    | \$ | 10.00    | \$ | - |
| DDAZBASB  | 01 00 99 | ZBA SUBSIDIARY ACCOUNTS        | 4     | 1     | \$ | 4.00     | \$ | 4.00     | \$ | - |
| DDADPBRN  | 10 02 00 | DEPOSITS BRANCH/NIGHT DROP TKT | 0.08  | 1     | \$ | 0.08     | \$ | 0.08     | \$ | - |
| DDAITUOH  | 10 02 24 | BRANCH PER ITEM CHARGE         | 0.1   | 1     | \$ | 0.10     | \$ | 0.10     | \$ | - |
| DDACHMTH  | 25 00 00 | ACHMONTHLY FEE                 | 10    | 2     | \$ | 20.00    | \$ | 20.00    | \$ | - |
| DDACHMIN  | 25 01 10 | ACH ITEM MIN PER FILE (<250)   | 1     | 23    | \$ | 23.00    | \$ | 23.00    | \$ | - |
| DDACHLFS  | 25 01 40 | ORIGINATED LATE FILE SURCHARGE | 0.75  | 3     | \$ | 2.25     | \$ | 2.25     | \$ | - |
| DDATRMS2  | 25 05 01 | ACH DATA TRANSMISSION          | 5     | 23    | \$ | 115.00   | \$ | 115.00   | \$ | - |
| DDAEPAAD  | 25 10 52 | EPA ADMIN FEE/MONTH            | 3     | 1     | \$ | 3.00     | \$ | 3.00     | \$ | - |
| DDACHNOC  | 25 10 70 | ACH NOC                        | 0.5   | 3     | \$ | 1.50     | \$ | 1.50     | \$ | - |
| DDAOLITN  | 35 01 23 | KTT INTERNAL NONREPEAT         | 3.5   | 1     | \$ | 3.50     | \$ | 3.50     | \$ | - |
| RPMDAYPL  | 00 00 06 | # POSITIVE DAYS                | 0     | 28    | \$ | -        | \$ | -        | \$ | - |
| DDAMAIN   | 01 00 00 | MAINTENANCE                    | 8     | 1     | \$ | 8.00     | \$ | 8.00     | \$ | - |
| DDAZBASB  | 01 00 99 | ZBA SUBSIDIARY ACCOUNTS        | 4     | 1     | \$ | 4.00     | \$ | 4.00     | \$ | - |
| DDACHCR2  | 25 02 01 | INCOMING ACH CREDIT ITEM       | 0.025 | 2     | \$ | 0.05     | \$ | 0.05     | \$ | - |
| DDACHRAD  | 25 02 20 | ACH RECEIVED ADDENDA           | 0.025 | 12    | \$ | 0.30     | \$ | 0.30     | \$ | - |
| DDAEPAAD  | 25 10 52 | EPA ADMIN FEE/MONTH            | 3     | 1     | \$ | 3.00     | \$ | 3.00     | \$ | - |
| RPMDAYPL  | 00 00 06 | # POSITIVE DAYS                | 0     | 28    | \$ | -        | \$ | -        | \$ | - |
| DDAMAIN   | 01 00 00 | MAINTENANCE                    | 8     | 1     | \$ | 8.00     | \$ | 8.00     | \$ | - |
| DDAZBASB  | 01 00 99 | ZBA SUBSIDIARY ACCOUNTS        | 4     | 1     | \$ | 4.00     | \$ | 4.00     | \$ | - |
| DDACHCR2  | 25 02 01 | INCOMING ACH CREDIT ITEM       | 0.025 | 23    | \$ | 0.58     | \$ | 0.58     | \$ | - |
| DDACHRAD  | 25 02 20 | ACH RECEIVED ADDENDA           | 0.025 | 21    | \$ | 0.53     | \$ | 0.53     | \$ | - |
| DDAEPAAD  | 25 10 52 | EPA ADMIN FEE/MONTH            | 3     | 1     | \$ | 3.00     | \$ | 3.00     | \$ | - |
| RPMDAYPL  | 00 00 06 | # POSITIVE DAYS                | 0     | 28    | \$ | -        | \$ | -        | \$ | - |
| DDAMAIN   | 01 00 00 | MAINTENANCE                    | 8     | 1     | \$ | 8.00     | \$ | 8.00     | \$ | - |
| DDAZBASB  | 01 00 99 | ZBA SUBSIDIARY ACCOUNTS        | 4     | 1     | \$ | 4.00     | \$ | 4.00     | \$ | - |
| DDACHCR2  | 25 02 01 | INCOMING ACH CREDIT ITEM       | 0.025 | 539   | \$ | 13.48    | \$ | 13.48    | \$ | - |
| DDACHRAD  | 25 02 20 | ACH RECEIVED ADDENDA           | 0.025 | 515   | \$ | 12.88    | \$ | 12.88    | \$ | - |
| DDAEPAAD  | 25 10 52 | EPA ADMIN FEE/MONTH            | 3     | 1     | \$ | 3.00     | \$ | 3.00     | \$ | - |
| DDAWIRE1  | 35 03 00 | INCOMING DOMESTIC WIRE STP     | 8     | 9     | \$ | 72.00    | \$ | 72.00    | \$ | - |
| RPMDAYPL  | 00 00 06 | # POSITIVE DAYS                | 0     | 28    | \$ | -        | \$ | -        | \$ | - |
| DDAMAIN   | 01 00 00 | MAINTENANCE                    | 8     | 1     | \$ | 8.00     | \$ | 8.00     | \$ | - |
| DDAZBASB  | 01 00 99 | ZBA SUBSIDIARY ACCOUNTS        | 4     | 1     | \$ | 4.00     | \$ | 4.00     | \$ | - |
| DDACHCR2  | 25 02 01 | INCOMING ACH CREDIT ITEM       | 0.025 | 2847  | \$ | 71.18    | \$ | 71.18    | \$ | - |
| DDACHRAD  | 25 02 20 | ACH RECEIVED ADDENDA           | 0.025 | 2957  | \$ | 73.93    | \$ | 73.93    | \$ | - |
| DDAEPAAD  | 25 10 52 | EPA ADMIN FEE/MONTH            | 3     | 1     | \$ | 3.00     | \$ | 3.00     | \$ | - |
| DDAWIRE1  | 35 03 00 | INCOMING DOMESTIC WIRE STP     | 8     | 2     | \$ | 16.00    | \$ | 16.00    | \$ | - |
| RPMDAYPL  | 00 00 06 | # POSITIVE DAYS                | 0     | 5     | \$ | -        | \$ | -        | \$ | - |
| RPMDAYOD  | 00 00 08 | # NEGATIVE DAYS                | 0     | 23    | \$ | -        | \$ | -        | \$ | - |
| DDAODNCL  | 00 02 12 | UNCOLLECTED FUND DIRECT CHARGE | 0     | 0     | \$ | -        | \$ | -        | \$ | - |
| DDAMAIN   | 01 00 00 | MAINTENANCE                    | 8     | 1     | \$ | 8.00     | \$ | 8.00     | \$ | - |
| DDAZBASB  | 01 00 99 | ZBA SUBSIDIARY ACCOUNTS        | 4     | 1     | \$ | 4.00     | \$ | 4.00     | \$ | - |
| DDACHCR2  | 25 02 01 | INCOMING ACH CREDIT ITEM       | 0.025 | 59842 | \$ | 1,496.05 | \$ | 1,496.05 | \$ | - |
| DDACHRAD  | 25 02 20 | ACH RECEIVED ADDENDA           | 0.025 | 67738 | \$ | 1,693.45 | \$ | 1,693.45 | \$ | - |
| DDAEPAAD  | 25 10 52 | EPA ADMIN FEE/MONTH            | 3     | 1     | \$ | 3.00     | \$ | 3.00     | \$ | - |
| RPMDAYPL  | 00 00 06 | # POSITIVE DAYS                | 0     | 28    | \$ | -        | \$ | -        | \$ | - |
| DDAMAIN   | 01 00 00 | MAINTENANCE                    | 8     | 1     | \$ | 8.00     | \$ | 8.00     | \$ | - |
| DDAZBASB  | 01 00 99 | ZBA SUBSIDIARY ACCOUNTS        | 4     | 1     | \$ | 4.00     | \$ | 4.00     | \$ | - |
| DDAPAPER  | 01 03 00 | DDA PAPER STATEMENT            | 6     | 1     | \$ | 6.00     | \$ | 6.00     | \$ | - |
| DDACHCR2  | 25 02 01 | INCOMING ACH CREDIT ITEM       | 0.025 | 7     | \$ | 0.18     | \$ | 0.18     | \$ | - |
| DDACHRAD  | 25 02 20 | ACH RECEIVED ADDENDA           | 0.025 | 30    | \$ | 0.75     | \$ | 0.75     | \$ | - |
| DDAEPAAD  | 25 10 52 | EPA ADMIN FEE/MONTH            | 3     | 1     | \$ | 3.00     | \$ | 3.00     | \$ | - |
| RPMDAYPL  | 00 00 06 | # POSITIVE DAYS                | 0     | 28    | \$ | -        | \$ | -        | \$ | - |
| DDAMAIN   | 01 00 00 | MAINTENANCE                    | 8     | 1     | \$ | 8.00     | \$ | 8.00     | \$ | - |