



**M E E D E R**  
PUBLIC FUNDS



## **Franklin County Core Operating Account**

Monthly Investment Report  
February 28, 2025

**Your Investment Representative:**

Jim McCourt

(614) 923-1151

[jmccourt@meederinvestment.com](mailto:jmccourt@meederinvestment.com)

For questions about your account please contact your investment representative or contact [publicfundsoperations@meederinvestment.com](mailto:publicfundsoperations@meederinvestment.com)

**Dublin, Ohio | Lansing, Michigan | Long Beach, California | Austin, Texas | 866-633-3371 | [www.meederpublicfunds.com](http://www.meederpublicfunds.com)**

**PORTFOLIO SUMMARY**

As of February 28, 2025



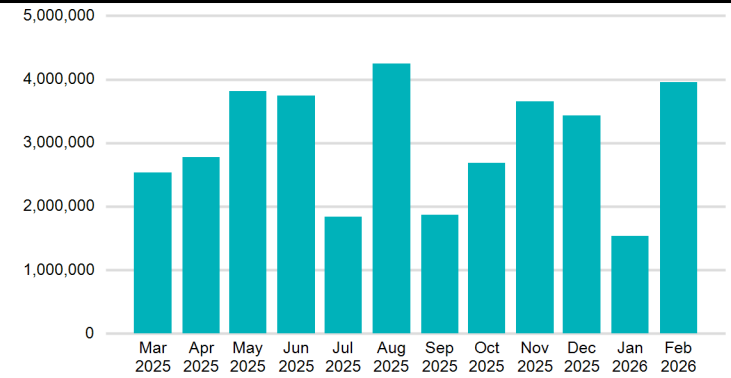
**MONTHLY RECONCILIATION**

<b>Beginning Book Value</b>	<b>1,452,500,771.03</b>
Contributions	
Withdrawals	
Realized Gains/Losses	(191,019.84)
Purchased Interest	(340,764.20)
Gross Interest Earnings	3,931,447.73
<b>Ending Book Value</b>	<b>1,455,900,434.72</b>

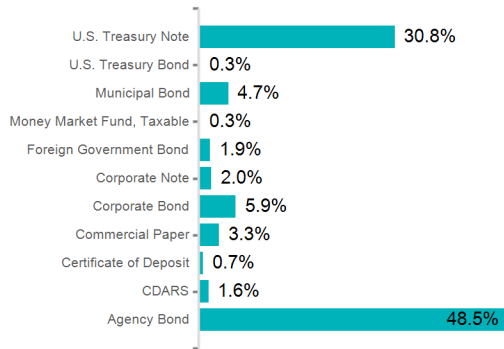
**PORTFOLIO CHARACTERISTICS**

Portfolio Yield to Maturity	3.13%
Portfolio Effective Duration	2.10 yrs
Weighted Average Maturity	2.24 yrs

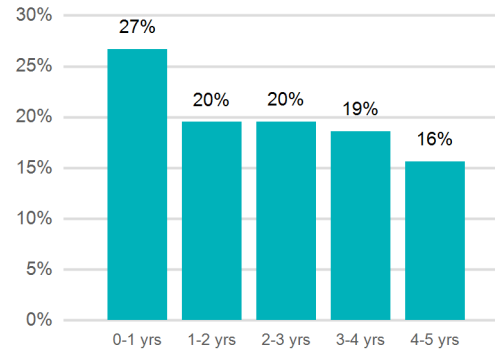
**PROJECTED MONTHLY INCOME SCHEDULE**



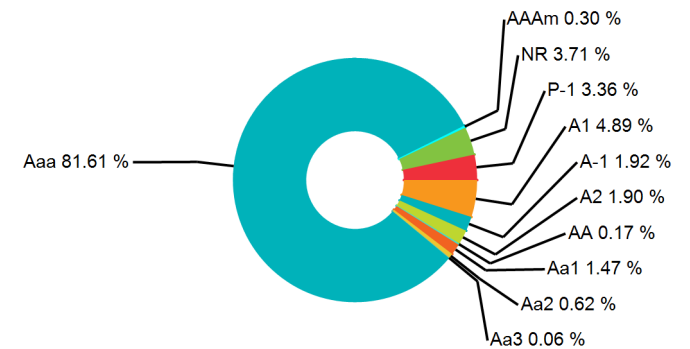
**SECTOR ALLOCATION**



**MATURITY DISTRIBUTION**



**CREDIT QUALITY**



Franklin County Core Operating Account

**PROJECTED INCOME SCHEDULE**

As of February 28, 2025



CUSIP	SECURITY DESCRIPTION	Mar 2025	Apr 2025	May 2025	Jun 2025	Jul 2025	Aug 2025	Sep 2025	Oct 2025	Nov 2025	Dec 2025	Jan 2026	Feb 2026
06428CAA2	Bank of America, National Association 5.526% 08/18/2026						512,537						512,537
14913R2Q9	Caterpillar Financial Services Corporation 1.150% 09/14/2026	32,108						32,108					
14913UAS9	Caterpillar Financial Services Corporation 4.600% 11/15/2027			506,000						506,000			
199098DJ0	Ohio Capital Fund LLC, The 1.176% 08/15/2025						(26,158)						
199492P86	Columbus, City Of 1.215% 04/01/2028		2,126						2,126				
199492R76	Columbus, City Of 0.784% 04/01/2026		4,410						4,410				
1995077C2	Columbus City School District 5.000% 12/01/2026				37,500								
19954VAK3	Columbus State Community College 0.667% 12/01/2025				8,338						8,338		
23223PGN1	Cuyahoga, County of 1.629% 12/01/2029				25,087								
239876CT0	Dayton, City of 1.101% 12/01/2025				4,899								
24422ETH2	John Deere Capital Corporation 2.650% 06/10/2026				79,500						79,500		
3130AKPC4	FHLB 0.600% 01/28/2026					15,000							
3130AKSW7	FHLB 0.650% 01/28/2026					16,250						61,250	
3130AKXX9	FHLB 0.500% 02/25/2026						12,500						
3130AL3S1	FHLB 0.625% 02/17/2026						23,438						
3130ALCE2	FHLB 0.920% 02/26/2027						85,767						85,767
3130ALED2	FHLB 1.020% 02/24/2027						102,000						102,000
3130ALZ23	FHLB 0.800% 04/28/2025		37,000										
3130AM4D1	FHLB 0.750% 04/28/2025		29,513										
3130AMHB1	FHLB 0.875% 05/26/2026			20,125						20,125			

Franklin County Core Operating Account

**PROJECTED INCOME SCHEDULE**

As of February 28, 2025



CUSIP	SECURITY DESCRIPTION	Mar 2025	Apr 2025	May 2025	Jun 2025	Jul 2025	Aug 2025	Sep 2025	Oct 2025	Nov 2025	Dec 2025	Jan 2026	Feb 2026
3130AMLV2	FHLB 1.010% 05/26/2026			55,550						55,550			
3130AMMZ2	FHLB 1.000% 06/10/2026				30,000						30,000		
3130AMNG3	FHLB 0.760% 06/09/2025				19,000								
3130AMNY4	FHLB 0.670% 06/10/2025				33,500								
3130AMSL7	FHLB 1.030% 06/30/2026				18,154						18,154		
3130ANGM6	FHLB 1.050% 08/13/2026						78,750						78,750
3130AP3C7	FHLB 1.100% 09/30/2026	32,285						32,285					
3130APH99	FHLB 1.110% 10/28/2026		5,550						5,550				
3130APL29	FHLB 1.310% 10/28/2026		6,550						6,550				
3130APLK9	FHLB 1.280% 10/28/2026		6,400						6,400				
3130ATUS4	FHLB 4.250% 12/10/2027				329,375						329,375		
3130AWMN7	FHLB 4.375% 06/09/2028				459,375						459,375		
3130B1BC0	FHLB 4.625% 06/08/2029				231,250						231,250		
3133EL3H5	FFCB 0.570% 08/12/2025						28,875						
3133EL6D1	FFCB 1.230% 09/10/2029	61,500						61,500					
3133ELC28	FFCB 0.730% 05/27/2025			24,500									
3133ELH80	FFCB 0.680% 06/10/2025				25,500								
3133EMCP5	FFCB 0.520% 10/14/2025		19,500										
3133EMH54	FFCB 0.960% 06/15/2026				21,408						21,408		
3133EMRK0	FFCB 0.830% 02/22/2028						124,666						124,666
3133EMUK6	FFCB 1.050% 03/25/2026	26,250						26,250					
3133EMUP5	FFCB 0.710% 04/01/2025		28,290										
3133EMWH1	FFCB 0.710% 04/21/2025		63,086										
3133EMYN6	FFCB 0.710% 05/06/2025			35,500									
3133EMZB1	FFCB 0.960% 05/13/2026			72,000						72,000			

Franklin County Core Operating Account

**PROJECTED INCOME SCHEDULE**

As of February 28, 2025



CUSIP	SECURITY DESCRIPTION	Mar 2025	Apr 2025	May 2025	Jun 2025	Jul 2025	Aug 2025	Sep 2025	Oct 2025	Nov 2025	Dec 2025	Jan 2026	Feb 2026
3133EMZW5	FFCB 0.730% 05/19/2025			41,741									
3133ENEM8	FFCB 1.430% 11/23/2026			20,807						20,807			
3133ENHA1	FFCB 1.500% 12/14/2026				97,200						97,200		
3133EP4A0	FFCB 4.250% 02/28/2029						318,750						318,750
3133EPFU4	FFCB 3.500% 04/12/2028		437,500						437,500				
3133EPGW9	FEDERAL FARM 3.875% 04/25/2028		426,250						426,250				
3133EPLD5	FEDERAL FARM 3.875% 05/30/28			436,228						436,228			
3133EPNH4	FFCB 3.875 06/21/2028				341,000						341,000		
3133EPSK2	FFCB 4.250 08/07/28						433,075						433,075
3133EPUN3	FEDERAL FARM 4.5% 08/28/2028						427,500						427,500
3133EPZN8	FEDERAL FARM 5.00% 10/24/2028		254,375						254,375				
3134GW4B9	FMCC 0.500% 10/29/2025		18,750						33,750				
3134GW5P7	FMCC 0.600% 10/27/2025		22,500						25,875				
3134GW5R3	FMCC 0.650% 10/27/2025		20,670						63,473				
3134GW6C5	FMCC 0.800% 10/28/2026		57,640						57,640				
3134GWR65	FMCC 0.500% 06/24/2025	13,750			9,625								
3134GWWL7	FMCC 1.000% 09/28/2029	45,000						45,000					
3134GWYS9	FMCC 0.600% 10/15/2025		21,450						74,217				
3134GWZG4	FMCC 0.600% 10/20/2025		22,500						22,500				
3134GXCS1	FMCC 0.625% 11/25/2025			15,625									
3134GXDM3	FMCC 0.620% 12/01/2025				23,250								
3134GXFA7	FMCC 0.650% 11/26/2025			24,375						24,375			
3134GXFV1	FMCC 0.625% 12/17/2025				15,625								
3135G05S8	FNMA 0.500% 08/14/2025						46,365						

Franklin County Core Operating Account

**PROJECTED INCOME SCHEDULE**

As of February 28, 2025



CUSIP	SECURITY DESCRIPTION	Mar 2025	Apr 2025	May 2025	Jun 2025	Jul 2025	Aug 2025	Sep 2025	Oct 2025	Nov 2025	Dec 2025	Jan 2026	Feb 2026
3135G06B4	FNMA 0.560% 10/22/2025		14,000										
3135G06Q1	FNMA 0.640% 12/30/2025				16,000						9,750		
3135G06R9	FNMA 0.550% 01/28/2026					13,750						13,750	
3135GA2Z3	FNMA 0.560% 11/17/2025			21,000									
3136G45C3	FNMA 0.540% 10/27/2025		20,250										
353174JE6	Franklin County Convention Facilities Authority 1.922% 12/01/2029				50,885								
46513JRS2	State of Israel 1.570% 10/01/2025			19,464									
46514AM48	State of Israel 5.390% 12/01/2026			134,750						134,750			
46514AM97	State of Israel 5.590% 12/01/2028			83,850						83,850			
46514AR92	State of Israel 5.150% 04/01/2029			25,750						25,750			
46514BDB0	State of Israel 4.460% 02/01/2028			89,200						89,200			
46514TPV4	State of Israel 1.200% 02/01/2026			18,000						18,000			
46514TZG6	State of Israel 1.350% 02/01/2026			3,375						3,375			
46514VDB6	State of Israel 2.270% 02/01/2027			28,375						28,375			
46514VDJ9	State of Israel 3.580% 05/01/2027			26,850						26,850			
46514VDU4	State of Israel 5.040% 10/01/2027			63,000						63,000			
465HBDU81	State of Israel 5.740% 10/01/2028			71,750						71,750			
48128GW48	JPMorgan Chase & Co. 1.000% 03/17/2027	50,000						50,000					
62479LW50	MUFG Bank, Ltd. 09/05/2025							365,115					
63873JQJ2	Natixis 03/18/2025	1,019,703											
63873JUB4	Natixis 07/11/2025				327,860								

Franklin County Core Operating Account

**PROJECTED INCOME SCHEDULE**

As of February 28, 2025



CUSIP	SECURITY DESCRIPTION	Mar 2025	Apr 2025	May 2025	Jun 2025	Jul 2025	Aug 2025	Sep 2025	Oct 2025	Nov 2025	Dec 2025	Jan 2026	Feb 2026
713448DN5	PepsiCo, Inc. 2.375% 10/06/2026		122,799						122,799				
713448GA0	PepsiCo, Inc. 4.450% 02/07/2028						445,000						445,000
742651DZ2	PEFCO 3.900% 10/15/2027		234,390						234,390				
742651EA6	PEFCO 4.300% 12/15/2028				665,425						665,425		
880591EZ1	TVA 3.875% 03/15/2028	532,813						532,813					
89236TKC8	Toyota Motor Credit Corporation 3.950% 06/30/2025				226,280								
89236TKF1	Toyota Motor Credit Corporation 3.650% 08/18/2025						203,435						
9128284N7	UST 2.875% 05/15/2028			287,500						287,500			
9128286T2	UST 2.375% 05/15/2029			118,453						118,453			
912828U24	UST 2.000% 11/15/2026			250,000						250,000			
912828Z78	UST 1.500% 01/31/2027					176,250						176,250	
91282CBC4	UST 0.375% 12/31/2025				18,750						175,781		
91282CBW0	UST 0.750% 04/30/2026		75,000						75,000				
91282CCP4	UST 0.625% 07/31/2026					32,813						32,813	
91282CCW9	UST 0.750% 08/31/2026						16,538						16,538
91282CEM9	UST 2.875% 04/30/2029		215,625						215,625				
91282CEN7	UST 2.750% 04/30/2027		312,125						312,125				
91282CES6	UST 2.750% 05/31/2029			275,000						275,000			
91282CET4	UST 2.625% 05/31/2027			281,531						281,531			
91282CEV9	UST 3.250% 06/30/2029				325,000						325,000		
91282CEW7	UST 3.250% 06/30/2027				292,500						292,500		
91282CFH9	UST 3.125% 08/31/2027						352,344						352,344
91282CFM8	UST 4.125% 09/30/2027	206,250						206,250					

Franklin County Core Operating Account

**PROJECTED INCOME SCHEDULE**

As of February 28, 2025



CUSIP	SECURITY DESCRIPTION	Mar 2025	Apr 2025	May 2025	Jun 2025	Jul 2025	Aug 2025	Sep 2025	Oct 2025	Nov 2025	Dec 2025	Jan 2026	Feb 2026
91282CFT3	UST 4.000% 10/31/2029		300,000						300,000				
91282CFZ9	UST 3.875% 11/30/2027			473,719						473,719			
91282CGH8	UST 3.500% 01/31/2028					350,000						350,000	
91282CGQ8	UST 4.000% 02/28/2030						172,000						172,000
91282CHM6	UST 4.500% 07/15/2026					202,500						202,500	
91282CHQ7	UST 4.125% 07/31/2028					402,188						402,188	
91282CKD2	UST 4.250% 02/28/2029						523,388						523,388
91282CKG5	UST 4.125% 03/31/2029	515,625						515,625					
91282CLC3	UST 4.000% 07/31/2029					300,000						300,000	
91282CLK5	UST 3.625% 08/31/2029						362,772						362,772
91282CMA6	UST 4.125% 11/30/2029			290,813						290,813			
MS0016449	FCCFA Series 2018 3.81% 12/1/2027				342,900						342,900		
<b>TOTAL</b>		<b>2,535,283</b>	<b>2,778,249</b>	<b>3,814,830</b>	<b>3,747,325</b>	<b>1,836,610</b>	<b>4,243,540</b>	<b>1,866,946</b>	<b>2,680,555</b>	<b>3,657,000</b>	<b>3,426,956</b>	<b>1,538,750</b>	<b>3,955,085</b>



Franklin County Core Operating Account

**POSITION STATEMENT**

As of February 28, 2025



CUSIP	Security Description	Trade Date/ Settlement Date	Par Value	Principal Cost/ Purchased Interest	Total Cost	Yield at Cost	Maturity/ Duration	Market Price/ Market Value	Unrealized Gain/ (Loss)	% of Assets	Moody's/ S&P Rating
<b>Cash and Cash Equivalents</b>											
8549STAR5	STAR Ohio Money Market Fund	2/28/2025 2/28/2025	\$4,353,267.75	\$4,353,267.75	\$4,353,267.75	4.48%	0.003 0.003	\$1.00 \$4,353,267.75	\$0.00	0.29%	AAAm
00366CASH	CF Bank Link Deposit Account 2023	2/28/2025 2/28/2025	\$25,000,000.00	\$25,000,000.00	\$25,000,000.00	1.39%	0.003 0.003	\$1.00 \$25,000,000.00	\$0.00	1.66%	
<b>SubTotal</b>			<b>\$29,353,267.75</b>	<b>\$29,353,267.75</b>	<b>\$29,353,267.75</b>	<b>1.85%</b>		<b>\$29,353,267.75</b>	<b>\$0.00</b>	<b>1.95%</b>	
<b>Agency Bond</b>											
3133EMUP5	FFCB 0.710% 04/01/2025	3/24/2021 4/1/2021	\$5,000,000.00	\$5,000,000.00	\$5,000,000.00	0.71%	0.088 0.092	\$99.65 \$4,982,500.00	(\$17,500.00)	0.33%	Aaa AA+
3133EMUP5	FFCB 0.710% 04/01/2025	3/29/2021 4/1/2021	\$2,969,000.00	\$2,969,000.00	\$2,969,000.00	0.71%	0.088 0.092	\$99.65 \$2,958,608.50	(\$10,391.50)	0.20%	Aaa AA+
3133EMWH1	FFCB 0.710% 04/21/2025	4/29/2021 4/30/2021	\$16,023,000.00	\$16,021,795.40	\$16,021,795.40	0.71%	0.143 0.147	\$99.45 \$15,934,392.81	(\$87,402.59)	1.06%	Aaa AA+
3133EMWH1	FFCB 0.710% 04/21/2025	4/20/2021 4/22/2021	\$10,000,000.00	\$9,995,000.00	\$9,995,000.00	0.72%	0.143 0.147	\$99.45 \$9,944,700.00	(\$50,300.00)	0.66%	Aaa AA+
3130ALZ23	FHLB 0.800% 04/28/2025	4/8/2021 4/28/2021	\$9,250,000.00	\$9,250,000.00	\$9,250,000.00	0.80%	0.162 0.167	\$99.39 \$9,193,297.50	(\$56,702.50)	0.61%	Aaa AA+
3130AM4D1	FHLB 0.750% 04/28/2025	4/20/2021 4/28/2021	\$7,870,000.00	\$7,870,000.00	\$7,870,000.00	0.75%	0.162 0.167	\$99.36 \$7,819,868.10	(\$50,131.90)	0.52%	Aaa AA+
3133EMYN6	FFCB 0.710% 05/06/2025	5/6/2021 5/7/2021	\$10,000,000.00	\$10,000,000.00	\$10,000,000.00	0.71%	0.184 0.189	\$99.29 \$9,929,000.00	(\$71,000.00)	0.66%	Aaa AA+
3133EMZW5	FFCB 0.730% 05/19/2025	5/25/2021 5/26/2021	\$11,436,000.00	\$11,436,000.00	\$11,436,000.00	0.73%	0.219 0.225	\$99.13 \$11,336,735.52	(\$99,264.48)	0.75%	Aaa AA+
3133ELC28	FFCB 0.730% 05/27/2025	5/28/2020 5/29/2020	\$5,000,000.00	\$4,993,750.00	\$4,993,750.00	0.76%	0.241 0.247	\$99.06 \$4,953,200.00	(\$40,550.00)	0.33%	Aaa AA+
3133ELH23	FFCB 0.500% 06/09/2025	6/3/2020 6/9/2020	\$12,500,000.00	\$12,471,850.00	\$12,471,850.00	0.54%	0.277 0.281	\$98.90 \$12,362,750.00	(\$109,100.00)	0.82%	Aaa AA+
3130AMNG3	FHLB 0.760% 06/09/2025	5/25/2021 6/9/2021	\$5,000,000.00	\$5,000,000.00	\$5,000,000.00	0.76%	0.277 0.281	\$98.93 \$4,946,450.00	(\$53,550.00)	0.33%	Aaa AA+
3133ELH80	FFCB 0.680% 06/10/2025	6/24/2020 6/26/2020	\$7,500,000.00	\$7,500,000.00	\$7,500,000.00	0.68%	0.280 0.283	\$98.91 \$7,418,025.00	(\$81,975.00)	0.49%	Aaa AA+
3130AMNY4	FHLB 0.670% 06/10/2025	5/25/2021 6/10/2021	\$10,000,000.00	\$10,000,000.00	\$10,000,000.00	0.67%	0.280 0.283	\$98.90 \$9,890,100.00	(\$109,900.00)	0.66%	Aaa AA+

Franklin County Core Operating Account

**POSITION STATEMENT**

As of February 28, 2025



CUSIP	Security Description	Trade Date/ Settlement Date	Par Value	Principal Cost/ Purchased Interest	Total Cost	Yield at Cost	Maturity/ Duration	Market Price/ Market Value	Unrealized Gain/ (Loss)	% of Assets	Moody's/ S&P Rating
3130AJRE1	FHLB 0.750% 06/24/2025	7/1/2020 7/2/2020	\$982,638.89	\$982,638.89	\$982,638.89	0.75%	0.318 0.322	\$98.82 \$971,033.92	(\$11,604.97)	0.06%	Aaa AA+
3134GWR65	FMCC 0.500% 06/24/2025	9/11/2020 9/24/2020	\$5,500,000.00	\$5,497,250.00	\$5,497,250.00	0.51%	0.318 0.322	\$98.69 \$5,428,115.00	(\$69,135.00)	0.36%	Aaa AA+
3136G4A37	FNMA 0.670% 07/28/2025	7/16/2020 7/28/2020	\$7,500,000.00	\$7,500,000.00	\$7,500,000.00	0.67%	0.411 0.417	\$98.42 \$7,381,425.00	(\$118,575.00)	0.49%	Aaa AA+
3133EL3H5	FFCB 0.570% 08/12/2025	8/10/2020 8/12/2020	\$7,500,000.00	\$7,492,500.00	\$7,492,500.00	0.59%	0.452 0.456	\$98.22 \$7,366,425.00	(\$126,075.00)	0.49%	Aaa AA+
3135G05S8	FNMA 0.500% 08/14/2025	8/6/2020 8/14/2020	\$7,500,000.00	\$7,500,000.00	\$7,500,000.00	0.50%	0.458 0.461	\$98.18 \$7,363,425.00	(\$136,575.00)	0.49%	Aaa AA+
3135G05S8	FNMA 0.500% 08/14/2025	8/21/2020 8/24/2020	\$6,575,000.00	\$6,563,822.50	\$6,563,822.50	0.53%	0.458 0.461	\$98.18 \$6,455,269.25	(\$108,553.25)	0.43%	Aaa AA+
3136G4W41	FNMA 0.650% 08/25/2025	9/15/2020 9/16/2020	\$7,500,000.00	\$7,503,525.00	\$7,503,525.00	0.64%	0.488 0.492	\$98.21 \$7,365,675.00	(\$137,850.00)	0.49%	Aaa AA+
3133EMCP5	FFCB 0.520% 10/14/2025	10/2/2020 10/14/2020	\$7,500,000.00	\$7,490,625.00	\$7,490,625.00	0.55%	0.625 0.627	\$97.56 \$7,316,625.00	(\$174,000.00)	0.49%	Aaa AA+
3134GWYS9	FMCC 0.600% 10/15/2025	4/29/2021 4/30/2021	\$7,150,000.00	\$7,097,233.00	\$7,097,233.00	0.77%	0.627 0.629	\$97.60 \$6,978,471.50	(\$118,761.50)	0.46%	Aaa AA+
3134GWZG4	FMCC 0.600% 10/20/2025	10/6/2020 10/20/2020	\$7,500,000.00	\$7,500,000.00	\$7,500,000.00	0.60%	0.641 0.643	\$97.68 \$7,326,075.00	(\$173,925.00)	0.49%	Aaa AA+
3135G06B4	FNMA 0.560% 10/22/2025	12/1/2020 12/2/2020	\$5,000,000.00	\$4,987,500.00	\$4,987,500.00	0.61%	0.647 0.649	\$97.45 \$4,872,550.00	(\$114,950.00)	0.32%	Aaa AA+
3134GW5R3	FMCC 0.650% 10/27/2025	4/29/2021 4/30/2021	\$6,360,000.00	\$6,317,197.20	\$6,317,197.20	0.80%	0.660 0.662	\$97.58 \$6,206,151.60	(\$111,045.60)	0.41%	Aaa AA+
3136G45C3	FNMA 0.540% 10/27/2025	10/21/2020 10/27/2020	\$7,500,000.00	\$7,492,500.00	\$7,492,500.00	0.56%	0.660 0.663	\$97.57 \$7,318,050.00	(\$174,450.00)	0.49%	Aaa AA+
3134GW5P7	FMCC 0.600% 10/27/2025	10/26/2020 10/27/2020	\$7,500,000.00	\$7,496,625.00	\$7,496,625.00	0.61%	0.660 0.662	\$97.47 \$7,310,550.00	(\$186,075.00)	0.49%	Aaa AA+
3134GW4B9	FMCC 0.500% 10/29/2025	10/9/2020 10/29/2020	\$7,500,000.00	\$7,485,000.00	\$7,485,000.00	0.54%	0.666 0.668	\$97.53 \$7,314,750.00	(\$170,250.00)	0.49%	Aaa AA+
3135GA2Z3	FNMA 0.560% 11/17/2025	11/12/2020 11/17/2020	\$7,500,000.00	\$7,483,125.00	\$7,483,125.00	0.61%	0.718 0.718	\$97.34 \$7,300,350.00	(\$182,775.00)	0.48%	Aaa AA+
3134GXCS1	FMCC 0.625% 11/25/2025	11/16/2020 11/25/2020	\$5,000,000.00	\$5,000,000.00	\$5,000,000.00	0.63%	0.740 0.740	\$97.32 \$4,865,800.00	(\$134,200.00)	0.32%	Aaa AA+
3134GXFA7	FMCC 0.650% 11/26/2025	11/24/2020 11/30/2020	\$7,500,000.00	\$7,500,000.00	\$7,500,000.00	0.65%	0.743 0.743	\$97.31 \$7,298,550.00	(\$201,450.00)	0.48%	Aaa AA+

Franklin County Core Operating Account

**POSITION STATEMENT**

As of February 28, 2025



CUSIP	Security Description	Trade Date/ Settlement Date	Par Value	Principal Cost/ Purchased Interest	Total Cost	Yield at Cost	Maturity/ Duration	Market Price/ Market Value	Unrealized Gain/ (Loss)	% of Assets	Moody's/ S&P Rating
3134GXDM3	FMCC 0.620% 12/01/2025	11/30/2020 12/1/2020	\$7,500,000.00	\$7,499,250.00	\$7,499,250.00	0.62%	0.756 0.757	\$97.25 \$7,293,855.00	(\$205,395.00)	0.48%	Aaa AA+
3134GXFV1	FMCC 0.625% 12/17/2025	12/3/2020 12/17/2020	\$5,000,000.00	\$4,997,500.00	\$4,997,500.00	0.64%	0.800 0.801	\$97.03 \$4,851,660.00	(\$145,840.00)	0.32%	Aaa AA+
3135G06Q1	FNMA 0.640% 12/30/2025	12/23/2020 12/30/2020	\$5,000,000.00	\$5,006,250.00	\$5,006,250.00	0.61%	0.836 0.923	\$96.87 \$4,843,350.00	(\$162,900.00)	0.32%	Aaa AA+
3135G06R9	FNMA 0.550% 01/28/2026	1/5/2021 1/28/2021	\$5,000,000.00	\$5,000,000.00	\$5,000,000.00	0.55%	0.915 0.915	\$96.61 \$4,830,300.00	(\$169,700.00)	0.32%	Aaa AA+
3130AKPC4	FHLB 0.600% 01/28/2026	1/8/2021 1/28/2021	\$5,000,000.00	\$5,000,000.00	\$5,000,000.00	0.60%	0.915 0.915	\$96.70 \$4,835,150.00	(\$164,850.00)	0.32%	Aaa AA+
3130AKSW7	FHLB 0.650% 01/28/2026	6/7/2021 6/9/2021	\$5,000,000.00	\$4,955,000.00	\$4,955,000.00	0.80%	0.915 0.915	\$96.58 \$4,829,000.00	(\$126,000.00)	0.32%	Aaa AA+
3130AL3S1	FHLB 0.625% 02/17/2026	2/4/2021 2/17/2021	\$7,500,000.00	\$7,500,000.00	\$7,500,000.00	0.63%	0.970 0.968	\$96.46 \$7,234,500.00	(\$265,500.00)	0.48%	Aaa AA+
3130AKXX9	FHLB 0.500% 02/25/2026	2/9/2021 2/25/2021	\$5,000,000.00	\$4,990,000.00	\$4,990,000.00	0.54%	0.992 0.990	\$96.04 \$4,801,900.00	(\$188,100.00)	0.32%	Aaa AA+
3133EMUK6	FFCB 1.050% 03/25/2026	3/18/2021 3/25/2021	\$5,000,000.00	\$5,000,000.00	\$5,000,000.00	1.05%	1.069 1.067	\$96.45 \$4,822,700.00	(\$177,300.00)	0.32%	Aaa AA+
3133EMZB1	FFCB 0.960% 05/13/2026	5/12/2021 5/13/2021	\$15,000,000.00	\$14,970,000.00	\$14,970,000.00	1.00%	1.203 1.201	\$96.05 \$14,407,200.00	(\$562,800.00)	0.96%	Aaa AA+
3130AMLV2	FHLB 1.010% 05/26/2026	5/18/2021 5/26/2021	\$11,000,000.00	\$11,000,000.00	\$11,000,000.00	1.01%	1.238 1.237	\$96.00 \$10,559,450.00	(\$440,550.00)	0.70%	Aaa AA+
3130AMHB1	FHLB 0.875% 05/26/2026	5/24/2021 5/26/2021	\$4,600,000.00	\$4,588,500.00	\$4,588,500.00	0.93%	1.238 1.238	\$95.73 \$4,403,442.00	(\$185,058.00)	0.29%	Aaa AA+
3130AMMZ2	FHLB 1.000% 06/10/2026	5/20/2021 6/10/2021	\$6,000,000.00	\$6,000,000.00	\$6,000,000.00	1.00%	1.280 1.276	\$95.82 \$5,749,020.00	(\$250,980.00)	0.38%	Aaa AA+
3133EMH54	FFCB 0.960% 06/15/2026	6/9/2021 6/15/2021	\$4,460,000.00	\$4,459,331.00	\$4,459,331.00	0.96%	1.293 1.290	\$95.81 \$4,273,081.40	(\$186,249.60)	0.28%	Aaa AA+
3130AMSL7	FHLB 1.030% 06/30/2026	6/8/2021 6/30/2021	\$3,525,000.00	\$3,525,000.00	\$3,525,000.00	1.03%	1.334 1.331	\$95.69 \$3,372,896.25	(\$152,103.75)	0.22%	Aaa AA+
3130ANGM6	FHLB 1.050% 08/13/2026	6/10/2022 6/14/2022	\$15,000,000.00	\$13,603,050.00	\$13,603,050.00	3.47%	1.455 1.450	\$95.37 \$14,305,950.00	\$702,900.00	0.95%	Aaa AA+
3130AP3C7	FHLB 1.100% 09/30/2026	10/25/2021 10/26/2021	\$5,870,000.00	\$5,811,300.00	\$5,811,300.00	1.24%	1.586 1.572	\$95.14 \$5,584,424.50	(\$226,875.50)	0.37%	Aaa AA+
3134GW6C5	FMCC 0.800% 10/28/2026	8/2/2022 8/3/2022	\$14,410,000.00	\$13,139,614.40	\$13,139,614.40	3.03%	1.663 1.654	\$94.62 \$13,635,318.40	\$495,704.00	0.91%	Aaa AA+

Franklin County Core Operating Account

**POSITION STATEMENT**

As of February 28, 2025



CUSIP	Security Description	Trade Date/ Settlement Date	Par Value	Principal Cost/ Purchased Interest	Total Cost	Yield at Cost	Maturity/ Duration	Market Price/ Market Value	Unrealized Gain/ (Loss)	% of Assets	Moody's/ S&P Rating
3130APL29	FHLB 1.310% 10/28/2026	2/10/2023 2/13/2023	\$1,000,000.00	\$893,180.00	\$893,180.00	4.47%	1.663 1.647	\$95.23 \$952,256.00	\$59,076.00	0.06%	Aaa AA+
3130APLK9	FHLB 1.280% 10/28/2026	2/10/2023 2/13/2023	\$1,000,000.00	\$892,160.00	\$892,160.00	4.47%	1.663 1.647	\$95.09 \$950,940.00	\$58,780.00	0.06%	Aaa AA+
3130APH99	FHLB 1.110% 10/28/2026	2/10/2023 2/13/2023	\$1,000,000.00	\$886,410.00	\$886,410.00	4.47%	1.663 1.650	\$94.82 \$948,240.00	\$61,830.00	0.06%	Aaa AA+
3133ENEM8	FFCB 1.430% 11/23/2026	11/30/2021 12/1/2021	\$2,910,000.00	\$2,911,455.00	\$2,911,455.00	1.42%	1.734 1.714	\$95.17 \$2,769,577.95	(\$141,877.05)	0.18%	Aaa AA+
3133ENHA1	FFCB 1.500% 12/14/2026	12/10/2021 12/14/2021	\$12,960,000.00	\$12,960,000.00	\$12,960,000.00	1.50%	1.792 1.772	\$95.15 \$12,331,051.20	(\$628,948.80)	0.82%	Aaa AA+
3130ALED2	FHLB 1.020% 02/24/2027	6/23/2022 6/24/2022	\$20,000,000.00	\$17,988,400.00	\$17,988,400.00	3.37%	1.989 1.973	\$93.90 \$18,779,000.00	\$790,600.00	1.25%	Aaa AA+
3130ALCE2	FHLB 0.920% 02/26/2027	6/14/2022 6/15/2022	\$11,145,000.00	\$9,761,348.25	\$9,761,348.25	3.83%	1.995 1.980	\$93.50 \$10,420,352.10	\$659,003.85	0.69%	Aaa AA+
3130ALCE2	FHLB 0.920% 02/26/2027	10/19/2022 10/20/2022	\$7,500,000.00	\$6,393,000.00	\$6,393,000.00	4.71%	1.995 1.980	\$93.50 \$7,012,350.00	\$619,350.00	0.47%	Aaa AA+
742651DZ2	PEFCO 3.900% 10/15/2027	4/27/2023 5/3/2023	\$6,095,000.00	\$6,104,752.00	\$6,104,752.00	3.86%	2.627 2.490	\$98.75 \$6,018,873.45	(\$85,878.55)	0.40%	Aaa AA+
742651DZ2	PEFCO 3.900% 10/15/2027	4/28/2023 5/3/2023	\$5,925,000.00	\$5,915,520.00	\$5,915,520.00	3.94%	2.627 2.490	\$98.75 \$5,850,996.75	(\$64,523.25)	0.39%	Aaa AA+
3130ATUS4	FHLB 4.250% 12/10/2027	12/30/2022 12/30/2022	\$15,500,000.00	\$15,573,470.00	\$15,573,470.00	4.14%	2.781 2.632	\$100.32 \$15,549,290.00	(\$24,180.00)	1.03%	Aaa AA+
3133EMRK0	FFCB 0.830% 02/22/2028	4/5/2023 4/6/2023	\$30,040,000.00	\$26,221,615.60	\$26,221,615.60	3.70%	2.984 2.951	\$90.21 \$27,097,882.40	\$876,266.80	1.80%	Aaa AA+
880591EZ1	TVA 3.875% 03/15/2028	3/28/2023 3/30/2023	\$27,500,000.00	\$27,377,095.00	\$27,377,095.00	3.98%	3.044 2.853	\$99.33 \$27,315,750.00	(\$61,345.00)	1.81%	Aaa AA+
3133EPFU4	FFCB 3.500% 04/12/2028	4/14/2023 4/17/2023	\$25,000,000.00	\$24,718,250.00	\$24,718,250.00	3.75%	3.121 2.945	\$98.15 \$24,536,500.00	(\$181,750.00)	1.63%	Aaa AA+
3133EPGW9	FEDERAL FARM 3.875% 04/25/2028	4/20/2023 4/25/2023	\$22,000,000.00	\$22,078,980.00	\$22,078,980.00	3.80%	3.156 2.964	\$99.25 \$21,833,900.00	(\$245,080.00)	1.45%	Aaa AA+
3133EPLD5	FEDERAL FARM 3.875% 05/30/28	5/25/2023 5/30/2023	\$22,515,000.00	\$22,454,209.50	\$22,454,209.50	3.94%	3.252 3.061	\$99.20 \$22,334,429.70	(\$119,779.80)	1.48%	Aaa AA+
3130AWMN7	FHLB 4.375% 06/09/2028	8/10/2023 8/11/2023	\$21,000,000.00	\$21,028,140.00	\$21,028,140.00	4.34%	3.280 3.065	\$100.68 \$21,143,220.00	\$115,080.00	1.40%	Aaa AA+
3133EPNH4	FFCB 3.875 06/21/2028	6/15/2023 6/21/2023	\$17,600,000.00	\$17,521,680.00	\$17,521,680.00	3.97%	3.312 3.120	\$99.18 \$17,455,152.00	(\$66,528.00)	1.16%	Aaa AA+

Franklin County Core Operating Account

**POSITION STATEMENT**

As of February 28, 2025



CUSIP	Security Description	Trade Date/ Settlement Date	Par Value	Principal Cost/ Purchased Interest	Total Cost	Yield at Cost	Maturity/ Duration	Market Price/ Market Value	Unrealized Gain/ (Loss)	% of Assets	Moody's/ S&P Rating
3133EPSK2	FFCB 4.250 08/07/28	8/1/2023 8/7/2023	\$20,380,000.00	\$20,287,474.80	\$20,287,474.80	4.35%	3.441 3.231	\$100.26 \$20,432,376.60	\$144,901.80	1.36%	Aaa AA+
3133EPUN3	FEDERAL FARM 4.5% 08/28/2028	8/25/2023 8/28/2023	\$19,000,000.00	\$18,989,895.80	\$18,989,895.80	4.51%	3.499 3.279	\$101.15 \$19,218,880.00	\$228,984.20	1.28%	Aaa AA+
3133EPZN8	FEDERAL FARM 5.00% 10/24/2028	10/18/2023 10/24/2023	\$10,175,000.00	\$10,175,000.00	\$10,175,000.00	5.00%	3.655 3.336	\$102.84 \$10,464,173.50	\$289,173.50	0.70%	Aaa AA+
742651EA6	PEFCO 4.300% 12/15/2028	1/22/2024 1/30/2024	\$5,950,000.00	\$5,949,464.50	\$5,949,464.50	4.30%	3.797 3.514	\$99.82 \$5,939,230.50	(\$10,234.00)	0.39%	Aaa AA+
742651EA6	PEFCO 4.300% 12/15/2028	1/24/2024 1/30/2024	\$25,000,000.00	\$25,171,500.00	\$25,171,500.00	4.14%	3.797 3.514	\$99.82 \$24,954,750.00	(\$216,750.00)	1.66%	Aaa AA+
3133EP4A0	FFCB 4.250% 02/28/2029	2/28/2024 2/29/2024	\$15,000,000.00	\$14,947,200.00	\$14,947,200.00	4.33%	4.003 3.721	\$100.31 \$15,045,750.00	\$98,550.00	1.00%	Aaa AA+
3130B1BC0	FHLB 4.625% 06/08/2029	6/25/2024 6/26/2024	\$10,000,000.00	\$10,151,940.00	\$10,151,940.00	4.28%	4.277 3.896	\$101.78 \$10,177,700.00	\$25,760.00	0.68%	Aaa AA+
3133EL6D1	FFCB 1.230% 09/10/2029	11/21/2024 11/22/2024	\$10,000,000.00	\$8,632,500.00 \$24,600.00	\$8,657,100.00	4.42%	4.534 4.385	\$87.16 \$8,716,400.00	\$83,900.00	0.58%	Aaa AA+
3134GWVL7	FMCC 1.000% 09/28/2029	11/21/2024 11/22/2024	\$9,000,000.00	\$7,666,470.00 \$13,500.00	\$7,679,970.00	4.43%	4.584 4.461	\$85.69 \$7,711,830.00	\$45,360.00	0.51%	Aaa AA+
<b>SubTotal</b>			<b>\$736,675,638.89</b>	<b>\$722,092,842.84</b> <b>\$38,100.00</b>	<b>\$722,130,942.84</b>	<b>2.47%</b>		<b>\$718,702,968.40</b>	<b>(\$3,389,874.44)</b>	<b>47.73%</b>	
<b>CDARS</b>											
00124CDAR	First Bank Richmond 0.50% 08/28/2025	8/28/2024 8/29/2024	\$4,444,000.00	\$4,444,000.00	\$4,444,000.00	0.50%	0.496 0.494	\$100.00 \$4,444,000.00	\$0.00	0.30%	
00125CDAR	Riverside Bank of Dublin 0.50% 08/28/2025	8/29/2024 8/29/2024	\$3,056,000.00	\$3,056,000.00	\$3,056,000.00	0.50%	0.496 0.494	\$100.00 \$3,056,000.00	\$0.00	0.20%	
00127CDAR	First Commonwealth Bank 0.75% 09/11/2025	9/12/2024 9/12/2024	\$9,067,566.83	\$9,067,566.83	\$9,067,566.83	0.75%	0.534 0.530	\$100.00 \$9,067,566.83	\$0.00	0.60%	
00126CDAR	CFBank 0.50% 09/25/2025	9/26/2024 9/26/2024	\$7,500,000.00	\$7,500,000.00	\$7,500,000.00	0.50%	0.573 0.572	\$100.00 \$7,500,000.00	\$0.00	0.50%	
<b>SubTotal</b>			<b>\$24,067,566.83</b>	<b>\$24,067,566.83</b>	<b>\$24,067,566.83</b>	<b>0.59%</b>		<b>\$24,067,566.83</b>	<b>\$0.00</b>	<b>1.60%</b>	

Franklin County Core Operating Account

**POSITION STATEMENT**

As of February 28, 2025



CUSIP	Security Description	Trade Date/ Settlement Date	Par Value	Principal Cost/ Purchased Interest	Total Cost	Yield at Cost	Maturity/ Duration	Market Price/ Market Value	Unrealized Gain/ (Loss)	% of Assets	Moody's/ S&P Rating
<b>Certificate of Deposit</b>											
0000911CD	Fifth Third Linked Deposit CD x7215	9/11/2024 9/11/2024	\$11,000,000.00	\$11,000,000.00	\$11,000,000.00	0.60%	2.030 2.021	\$100.00 \$11,000,000.00	\$0.00	0.73%	
<b>SubTotal</b>			<b>\$11,000,000.00</b>	<b>\$11,000,000.00</b>	<b>\$11,000,000.00</b>	<b>0.60%</b>		<b>\$11,000,000.00</b>	<b>\$0.00</b>	<b>0.73%</b>	
<b>Commercial Paper</b>											
63873JQJ2	Natixis 03/18/2025	6/21/2024 6/24/2024	\$26,440,000.00	\$25,420,297.33	\$25,420,297.33	5.41%	0.049 0.050	\$99.73 \$26,367,448.64	\$947,151.31	1.75%	P-1 A-1
63873JUB4	Natixis 07/11/2025	10/15/2024 10/16/2024	\$10,055,000.00	\$9,727,139.97	\$9,727,139.97	4.53%	0.364 0.369	\$98.37 \$9,891,073.34	\$163,933.37	0.66%	P-1 A-1
62479LW50	MUFG Bank, Ltd. 09/05/2025	1/8/2025 1/9/2025	\$12,585,000.00	\$12,219,884.74	\$12,219,884.74	4.50%	0.518 0.525	\$97.69 \$12,294,878.00	\$74,993.26	0.82%	P-1 A-1
<b>SubTotal</b>			<b>\$49,080,000.00</b>	<b>\$47,367,322.04</b>	<b>\$47,367,322.04</b>	<b>5.00%</b>		<b>\$48,553,399.98</b>	<b>\$1,186,077.94</b>	<b>3.22%</b>	
<b>Corporate Bond</b>											
89236TKC8	Toyota Motor Credit Corporation 3.950% 06/30/2025	6/28/2022 6/30/2022	\$12,000,000.00	\$12,007,040.00	\$12,007,040.00	3.78%	0.334 0.339	\$99.80 \$11,975,520.00	(\$31,520.00)	0.80%	A1 A+
89236TKC8	Toyota Motor Credit Corporation 3.950% 06/30/2025	6/29/2022 7/1/2022	\$2,000,000.00	\$2,003,680.00	\$2,003,680.00	3.88%	0.334 0.339	\$99.80 \$1,995,920.00	(\$7,760.00)	0.13%	A1 A+
89236TKF1	Toyota Motor Credit Corporation 3.650% 08/18/2025	8/15/2022 8/18/2022	\$11,500,000.00	\$11,506,440.00	\$11,506,440.00	3.63%	0.469 0.472	\$99.59 \$11,452,850.00	(\$53,590.00)	0.76%	A1 A+
24422ETH2	John Deere Capital Corporation 2.650% 06/10/2026	6/21/2024 6/24/2024	\$6,000,000.00	\$5,736,420.00	\$5,736,420.00	5.03%	1.280 1.264	\$98.04 \$5,882,520.00	\$146,100.00	0.39%	A1 A
06428CAA2	Bank of America, National Association 5.526% 08/18/2026	8/15/2023 8/18/2023	\$18,550,000.00	\$18,553,524.50	\$18,553,524.50	5.52%	1.469 1.433	\$101.54 \$18,835,299.00	\$281,774.50	1.25%	Aa1 A+
14913R2Q9	Caterpillar Financial Services Corporation 1.150% 09/14/2026	8/22/2024 8/23/2024	\$5,584,000.00	\$5,238,462.08	\$5,238,462.08	4.32%	1.543 1.527	\$95.30 \$5,321,552.00	\$83,089.92	0.35%	A2 A

Franklin County Core Operating Account

**POSITION STATEMENT**

As of February 28, 2025



CUSIP	Security Description	Trade Date/ Settlement Date	Par Value	Principal Cost/ Purchased Interest	Total Cost	Yield at Cost	Maturity/ Duration	Market Price/ Market Value	Unrealized Gain/ (Loss)	% of Assets	Moody's/ S&P Rating
48128GW48	JPMorgan Chase & Co. 1.000% 03/17/2027	10/2/2024 10/3/2024	\$10,000,000.00	\$9,205,000.00 \$4,444.44	\$9,209,444.44	4.45%	2.047 2.027	\$92.17 \$9,217,300.00	\$12,300.00	0.61%	A1 A
14913UAS9	Caterpillar Financial Services Corporation 4.600% 11/15/2027	2/6/2025 2/7/2025	\$22,000,000.00	\$22,082,060.00 \$230,511.11	\$22,312,571.11	4.45%	2.712 2.551	\$100.54 \$22,119,460.00	\$37,400.00	1.47%	A2 A
<b>SubTotal</b>			<b>\$87,634,000.00</b>	<b>\$86,332,626.58 \$234,955.55</b>	<b>\$86,567,582.13</b>	<b>4.52%</b>		<b>\$86,800,421.00</b>	<b>\$467,794.42</b>	<b>5.77%</b>	
<b>Corporate Note</b>											
713448DN5	PepsiCo, Inc. 2.375% 10/06/2026	7/23/2024 7/24/2024	\$10,341,000.00	\$9,853,653.65	\$9,853,653.65	4.66%	1.603 1.570	\$97.08 \$10,038,525.75	\$184,872.10	0.67%	A1 A+
713448GA0	PepsiCo, Inc. 4.450% 02/07/2028	2/6/2025 2/7/2025	\$20,000,000.00	\$19,998,800.00	\$19,998,800.00	4.45%	2.943 2.784	\$100.50 \$20,099,200.00	\$100,400.00	1.33%	A1 A+
<b>SubTotal</b>			<b>\$30,341,000.00</b>	<b>\$29,852,453.65</b>	<b>\$29,852,453.65</b>	<b>4.52%</b>		<b>\$30,137,725.75</b>	<b>\$285,272.10</b>	<b>2.00%</b>	
<b>Foreign Government Bond</b>											
46513JRS2	State of Israel 1.570% 10/01/2025	9/17/2020 10/1/2020	\$2,500,000.00	\$2,500,000.00	\$2,500,000.00	1.57%	0.589 0.586	\$98.37 \$2,459,335.00	(\$40,665.00)	0.16%	A-1 AA-
46514TZG6	State of Israel 1.350% 02/01/2026	2/1/2021 2/1/2021	\$500,000.00	\$500,000.00	\$500,000.00	1.35%	0.926 0.919	\$97.39 \$486,945.50	(\$13,054.50)	0.03%	A-1 AA-
46514TPV4	State of Israel 1.200% 02/01/2026	2/1/2021 2/1/2021	\$3,000,000.00	\$3,000,000.00	\$3,000,000.00	1.20%	0.926 0.920	\$97.25 \$2,917,620.00	(\$82,380.00)	0.19%	A-1 AA-
46514AM48	State of Israel 5.390% 12/01/2026	12/1/2023 12/1/2023	\$5,000,000.00	\$5,000,000.00	\$5,000,000.00	5.39%	1.756 1.666	\$100.07 \$5,003,490.00	\$3,490.00	0.33%	A-1 AA-
46514VDB6	State of Israel 2.270% 02/01/2027	2/4/2022 2/4/2022	\$2,500,000.00	\$2,500,000.00	\$2,500,000.00	2.27%	1.926 1.876	\$96.36 \$2,408,960.00	(\$91,040.00)	0.16%	A-1 AA-
46514VDJ9	State of Israel 3.580% 05/01/2027	5/10/2022 5/15/2022	\$1,500,000.00	\$1,500,000.00	\$1,500,000.00	3.58%	2.170 2.083	\$98.55 \$1,478,248.50	(\$21,751.50)	0.10%	A-1 AA-
46514VDU4	State of Israel 5.040% 10/01/2027	10/15/2022 10/15/2022	\$2,500,000.00	\$2,500,000.00	\$2,500,000.00	5.04%	2.589 2.420	\$100.04 \$2,500,985.00	\$985.00	0.17%	A-1 AA-
46514BDB0	State of Israel 4.460% 02/01/2028	2/1/2023 2/1/2023	\$4,000,000.00	\$4,000,000.00	\$4,000,000.00	4.46%	2.926 2.732	\$100.00 \$4,000,000.00	\$0.00	0.27%	A-1 AA-
465HBDU81	State of Israel 5.740% 10/01/2028	10/16/2023 10/16/2023	\$2,500,000.00	\$2,500,000.00	\$2,500,000.00	5.74%	3.592 3.140	\$100.00 \$2,500,000.00	\$0.00	0.17%	A-1 AA-
46514AM97	State of Israel 5.590% 12/01/2028	12/1/2023 12/1/2023	\$3,000,000.00	\$3,000,000.00	\$3,000,000.00	5.59%	3.759 3.375	\$100.08 \$3,002,448.00	\$2,448.00	0.20%	A-1 AA-

Franklin County Core Operating Account

**POSITION STATEMENT**

As of February 28, 2025



CUSIP	Security Description	Trade Date/ Settlement Date	Par Value	Principal Cost/ Purchased Interest	Total Cost	Yield at Cost	Maturity/ Duration	Market Price/ Market Value	Unrealized Gain/ (Loss)	% of Assets	Moody's/ S&P Rating
46514AR92	State of Israel 5.150% 04/01/2029	4/1/2024 4/1/2024	\$1,000,000.00	\$1,000,000.00	\$1,000,000.00	5.15%	4.090 3.673	\$99.91 \$999,130.00	(\$870.00)	0.07%	A-1 AA-
<b>SubTotal</b>			<b>\$28,000,000.00</b>	<b>\$28,000,000.00</b>	<b>\$28,000,000.00</b>	<b>4.05%</b>		<b>\$27,757,162.00</b>	<b>(\$242,838.00)</b>	<b>1.84%</b>	
<b>Municipal Bond</b>											
199098DJ0	Ohio Capital Fund LLC, The 1.176% 08/15/2025	12/10/2020 12/15/2020	\$2,520,000.00	\$2,560,975.20	\$2,560,975.20	0.82%	0.460 0.464	\$98.44 \$2,480,763.60	(\$80,211.60)	0.16%	AA
19954VAK3	Columbus State Community College 0.667% 12/01/2025	9/11/2020 10/8/2020	\$2,500,000.00	\$2,500,000.00	\$2,500,000.00	0.67%	0.756 0.757	\$97.28 \$2,431,965.00	(\$68,035.00)	0.16%	Aa1 AA
239876CT0	Dayton, City of 1.101% 12/01/2025	10/23/2020 11/12/2020	\$890,000.00	\$890,000.00	\$890,000.00	1.10%	0.756 0.756	\$97.47 \$867,510.59	(\$22,489.41)	0.06%	Aa3 AA
199492R76	Columbus, City Of 0.784% 04/01/2026	2/19/2021 2/23/2021	\$1,125,000.00	\$1,130,850.00	\$1,130,850.00	0.68%	1.088 1.086	\$96.30 \$1,083,368.25	(\$47,481.75)	0.07%	Aaa AAA
1995077C2	Columbus City School District 5.000% 12/01/2026	9/3/2020 9/24/2020	\$1,500,000.00	\$1,847,880.00	\$1,847,880.00	1.11%	1.756 1.687	\$101.24 \$1,518,628.50	(\$329,251.50)	0.10%	Aa2 AA
MS0310040	FCCFA Series 2011 3.52% 12/1/2026	12/1/2021 12/1/2021	\$14,633,000.00	\$14,633,000.00	\$14,633,000.00	3.52%	1.756 1.673	\$99.98 \$14,629,488.08	(\$3,511.92)	0.97%	
MS0016449	FCCFA Series 2018 3.81% 12/1/2027	12/1/2022 12/1/2022	\$18,000,000.00	\$18,000,000.00	\$18,000,000.00	3.81%	2.756 2.566	\$99.99 \$17,997,660.00	(\$2,340.00)	1.20%	
199492P86	Columbus, City Of 1.215% 04/01/2028	1/15/2021 2/17/2021	\$350,000.00	\$350,000.00	\$350,000.00	1.22%	3.090 3.025	\$91.33 \$319,652.90	(\$30,347.10)	0.02%	Aaa AAA
MS0009675	FCCFA Series 2014 3.81% 12/01/2028	12/1/2023 12/1/2023	\$15,000,000.00	\$15,000,000.00	\$15,000,000.00	3.81%	3.759 0.347	\$99.99 \$14,999,100.00	(\$900.00)	1.00%	
353174JE6	Franklin County Convention Facilities Authority 1.922% 12/01/2029	9/2/2020 9/22/2020	\$5,295,000.00	\$5,295,000.00	\$5,295,000.00	1.92%	4.759 4.532	\$88.19 \$4,669,882.89	(\$625,117.11)	0.31%	Aa2 AA
MS0018627	FCCFA Series 2019 3.27% 12/01/2029	12/1/2024 12/1/2024	\$6,000,000.00	\$6,000,000.00	\$6,000,000.00	3.27%	4.759 4.330	\$99.98 \$5,998,680.00	(\$1,320.00)	0.40%	
23223PGN1	Cuyahoga, County of 1.629% 12/01/2029	10/14/2020 11/3/2020	\$3,080,000.00	\$3,080,000.00	\$3,080,000.00	1.63%	4.759 4.565	\$87.96 \$2,709,174.16	(\$370,825.84)	0.18%	Aa2 AA



Franklin County Core Operating Account

**POSITION STATEMENT**

As of February 28, 2025



CUSIP	Security Description	Trade Date/ Settlement Date	Par Value	Principal Cost/ Purchased Interest	Total Cost	Yield at Cost	Maturity/ Duration	Market Price/ Market Value	Unrealized Gain/ (Loss)	% of Assets	Moody's/ S&P Rating
<b>SubTotal</b>			<b>\$70,893,000.00</b>	<b>\$71,287,705.20</b>	<b>\$71,287,705.20</b>	<b>3.12%</b>		<b>\$69,705,873.97</b>	<b>(\$1,581,831.23)</b>	<b>4.63%</b>	
<b>U.S. Treasury Bond</b>											
91282CCW9	UST 0.750% 08/31/2026	8/27/2021 8/31/2021	\$4,410,000.00	\$4,397,080.08	\$4,397,080.08	0.81%	1.504 1.467	\$95.12 \$4,194,668.52	(\$202,411.56)	0.28%	Aaa AA+
<b>SubTotal</b>			<b>\$4,410,000.00</b>	<b>\$4,397,080.08</b>	<b>\$4,397,080.08</b>	<b>0.81%</b>		<b>\$4,194,668.52</b>	<b>(\$202,411.56)</b>	<b>0.28%</b>	
<b>U.S. Treasury Note</b>											
91282CBC4	UST 0.375% 12/31/2025	5/28/2021 5/28/2021	\$10,000,000.00	\$9,842,968.75	\$9,842,968.75	0.72%	0.838	\$96.95 \$9,694,843.70	(\$148,125.05)	0.64%	Aaa AA+
91282CBW0	UST 0.750% 04/30/2026	5/18/2021 5/19/2021	\$20,000,000.00	\$19,929,687.50	\$19,929,687.50	0.82%	1.167 1.163	\$96.13 \$19,225,000.00	(\$704,687.50)	1.28%	Aaa AA+
91282CHM6	UST 4.500% 07/15/2026	9/27/2023 9/28/2023	\$9,000,000.00	\$8,914,921.88	\$8,914,921.88	4.86%	1.375 1.346	\$100.50 \$9,045,000.00	\$130,078.12	0.60%	Aaa AA+
91282CCP4	UST 0.625% 07/31/2026	8/30/2021 8/31/2021	\$10,500,000.00	\$10,422,890.63	\$10,422,890.63	0.78%	1.419 1.418	\$95.20 \$9,995,506.50	(\$427,384.13)	0.66%	Aaa AA+
912828U24	UST 2.000% 11/15/2026	7/10/2023 7/11/2023	\$25,000,000.00	\$23,056,640.63	\$23,056,640.63	4.53%	1.712 1.680	\$96.55 \$24,136,725.00	\$1,080,084.37	1.60%	Aaa AA+
912828Z78	UST 1.500% 01/31/2027	10/13/2023 10/16/2023	\$23,500,000.00	\$21,197,734.38	\$21,197,734.38	4.75%	1.923 1.900	\$95.24 \$22,381,917.00	\$1,184,182.62	1.49%	Aaa AA+
91282CEN7	UST 2.750% 04/30/2027	6/15/2022 6/16/2022	\$7,500,000.00	\$7,258,300.78	\$7,258,300.78	3.47%	2.167 2.100	\$97.27 \$7,294,920.00	\$36,619.22	0.48%	Aaa AA+
91282CEN7	UST 2.750% 04/30/2027	5/17/2022 5/18/2022	\$10,100,000.00	\$10,017,542.97	\$10,017,542.97	2.93%	2.167 2.100	\$97.27 \$9,823,825.60	(\$193,717.37)	0.65%	Aaa AA+
91282CEN7	UST 2.750% 04/30/2027	6/29/2023 6/30/2023	\$5,100,000.00	\$4,817,906.25	\$4,817,906.25	4.33%	2.167 2.100	\$97.27 \$4,960,545.60	\$142,639.35	0.33%	Aaa AA+
91282CET4	UST 2.625% 05/31/2027	6/14/2022 6/15/2022	\$10,000,000.00	\$9,562,890.63	\$9,562,890.63	3.60%	2.252 2.188	\$96.90 \$9,689,840.00	\$126,949.37	0.64%	Aaa AA+
91282CET4	UST 2.625% 05/31/2027	6/3/2022 6/3/2022	\$5,450,000.00	\$5,371,230.47	\$5,371,230.47	2.94%	2.252 2.188	\$96.90 \$5,280,962.80	(\$90,267.67)	0.35%	Aaa AA+
91282CET4	UST 2.625% 05/31/2027	6/1/2022 6/2/2022	\$6,000,000.00	\$5,917,265.63	\$5,917,265.63	2.92%	2.252 2.188	\$96.90 \$5,813,904.00	(\$103,361.63)	0.39%	Aaa AA+
91282CEW7	UST 3.250% 06/30/2027	8/22/2022 8/23/2022	\$11,000,000.00	\$11,033,945.31	\$11,033,945.31	3.18%	2.334 2.257	\$98.23 \$10,804,926.00	(\$229,019.31)	0.72%	Aaa AA+
91282CEW7	UST 3.250% 06/30/2027	5/2/2023 5/3/2023	\$7,000,000.00	\$6,879,687.50	\$6,879,687.50	3.70%	2.334 2.257	\$98.23 \$6,875,862.00	(\$3,825.50)	0.46%	Aaa AA+

Franklin County Core Operating Account

**POSITION STATEMENT**

As of February 28, 2025



CUSIP	Security Description	Trade Date/ Settlement Date	Par Value	Principal Cost/ Purchased Interest	Total Cost	Yield at Cost	Maturity/ Duration	Market Price/ Market Value	Unrealized Gain/ (Loss)	% of Assets	Moody's/ S&P Rating
91282CFH9	UST 3.125% 08/31/2027	8/29/2022 8/31/2022	\$11,550,000.00	\$11,479,166.02	\$11,479,166.02	3.26%	2.504 2.423	\$97.77 \$11,291,926.80	(\$187,239.22)	0.75%	Aaa AA+
91282CFH9	UST 3.125% 08/31/2027	10/19/2022 10/20/2022	\$4,000,000.00	\$3,788,750.00	\$3,788,750.00	4.34%	2.504 2.423	\$97.77 \$3,910,624.00	\$121,874.00	0.26%	Aaa AA+
91282CFH9	UST 3.125% 08/31/2027	1/19/2023 1/20/2023	\$7,000,000.00	\$6,882,695.31	\$6,882,695.31	3.52%	2.504 2.423	\$97.77 \$6,843,592.00	(\$39,103.31)	0.45%	Aaa AA+
91282CFM8	UST 4.125% 09/30/2027	10/11/2022 10/12/2022	\$10,000,000.00	\$9,985,546.88	\$9,985,546.88	4.16%	2.586 2.438	\$100.17 \$10,017,190.00	\$31,643.12	0.67%	Aaa AA+
91282CFM8	UST 4.125% 09/30/2027	10/17/2022 10/18/2022	\$10,000,000.00	\$9,949,609.38	\$9,949,609.38	4.24%	2.586 2.438	\$100.17 \$10,017,190.00	\$67,580.62	0.67%	Aaa AA+
91282CFZ9	UST 3.875% 11/30/2027	2/16/2023 2/17/2023	\$17,250,000.00	\$17,110,517.58	\$17,110,517.58	4.06%	2.753 2.613	\$99.51 \$17,165,095.50	\$54,577.92	1.14%	Aaa AA+
91282CFZ9	UST 3.875% 11/30/2027	5/2/2023 5/3/2023	\$7,200,000.00	\$7,271,437.50	\$7,271,437.50	3.64%	2.753 2.613	\$99.51 \$7,164,561.60	(\$106,875.90)	0.48%	Aaa AA+
91282CGH8	UST 3.500% 01/31/2028	1/26/2023 1/31/2023	\$20,000,000.00	\$19,916,406.25	\$19,916,406.25	3.59%	2.923 2.795	\$98.48 \$19,695,300.00	(\$221,106.25)	1.31%	Aaa AA+
9128284N7	UST 2.875% 05/15/2028	5/18/2023 5/19/2023	\$20,000,000.00	\$19,242,187.50	\$19,242,187.50	3.71%	3.211 3.064	\$96.45 \$19,290,620.00	\$48,432.50	1.28%	Aaa AA+
91282CHQ7	UST 4.125% 07/31/2028	2/5/2024 2/6/2024	\$12,500,000.00	\$12,488,769.53	\$12,488,769.53	4.15%	3.422 3.218	\$100.20 \$12,525,387.50	\$36,617.97	0.83%	Aaa AA+
91282CHQ7	UST 4.125% 07/31/2028	6/26/2024 6/27/2024	\$7,000,000.00	\$6,934,648.44	\$6,934,648.44	4.38%	3.422 3.218	\$100.20 \$7,014,217.00	\$79,568.56	0.47%	Aaa AA+
91282CKD2	UST 4.250% 02/28/2029	3/8/2024 3/11/2024	\$6,930,000.00	\$6,988,471.88	\$6,988,471.88	4.06%	4.003 3.647	\$100.61 \$6,972,231.42	(\$16,240.46)	0.46%	Aaa AA+
91282CKD2	UST 4.250% 02/28/2029	4/18/2024 4/19/2024	\$7,000,000.00	\$6,873,125.00	\$6,873,125.00	4.67%	4.003 3.647	\$100.61 \$7,042,658.00	\$169,533.00	0.47%	Aaa AA+
91282CKD2	UST 4.250% 02/28/2029	5/30/2024 5/31/2024	\$10,700,000.00	\$10,541,171.88	\$10,541,171.88	4.60%	4.003 3.647	\$100.61 \$10,765,205.80	\$224,033.92	0.72%	Aaa AA+
91282CKG5	UST 4.125% 03/31/2029	5/9/2024 5/10/2024	\$25,000,000.00	\$24,586,914.06	\$24,586,914.06	4.50%	4.088 3.741	\$100.14 \$25,035,150.00	\$448,235.94	1.66%	Aaa AA+
91282CEM9	UST 2.875% 04/30/2029	10/30/2024 10/31/2024	\$15,000,000.00	\$14,245,312.50	\$14,245,312.50	4.11%	4.170 3.914	\$95.40 \$14,309,760.00	\$64,447.50	0.95%	Aaa AA+
9128286T2	UST 2.375% 05/15/2029	10/30/2024 10/31/2024	\$9,975,000.00	\$9,268,957.03	\$9,268,957.03	4.10%	4.211 3.995	\$93.45 \$9,321,178.65	\$52,221.62	0.62%	Aaa AA+
91282CES6	UST 2.750% 05/31/2029	6/25/2024 6/26/2024	\$20,000,000.00	\$18,653,906.25	\$18,653,906.25	4.28%	4.255 4.008	\$94.81 \$18,962,500.00	\$308,593.75	1.26%	Aaa AA+

Franklin County Core Operating Account

**POSITION STATEMENT**

As of February 28, 2025



CUSIP	Security Description	Trade Date/ Settlement Date	Par Value	Principal Cost/ Purchased Interest	Total Cost	Yield at Cost	Maturity/ Duration	Market Price/ Market Value	Unrealized Gain/ (Loss)	% of Assets	Moody's/ S&P Rating
91282CEV9	UST 3.250% 06/30/2029	8/14/2024 8/15/2024	\$20,000,000.00	\$19,618,750.00	\$19,618,750.00	3.68%	4.337 4.054	\$96.68 \$19,335,940.00	(\$282,810.00)	1.28%	Aaa AA+
91282CLC3	UST 4.000% 07/31/2029	7/30/2024 7/31/2024	\$15,000,000.00	\$14,946,093.75	\$14,946,093.75	4.08%	4.422 4.085	\$99.66 \$14,949,600.00	\$3,506.25	0.99%	Aaa AA+
91282CLK5	UST 3.625% 08/31/2029	10/21/2024 10/22/2024	\$20,015,000.00	\$19,718,684.18	\$19,718,684.18	3.96%	4.507 4.189	\$98.14 \$19,642,841.09	(\$75,843.09)	1.30%	Aaa AA+
91282CFT3	UST 4.000% 10/31/2029	10/30/2024 10/31/2024	\$15,000,000.00	\$14,922,656.25	\$14,922,656.25	4.12%	4.674 4.249	\$99.59 \$14,937,885.00	\$15,228.75	0.99%	Aaa AA+
91282CMA6	UST 4.125% 11/30/2029	2/6/2025 2/7/2025	\$14,100,000.00	\$14,011,324.22 \$110,253.09	\$14,121,577.31	4.27%	4.756 4.322	\$100.19 \$14,126,423.40	\$115,099.18	0.94%	Aaa AA+
91282CGQ8	UST 4.000% 02/28/2030	2/26/2025 2/28/2025	\$8,600,000.00	\$8,568,421.88	\$8,568,421.88	4.08%	5.003	\$0.00 \$0.00	(\$8,568,421.88)	0.00%	Aaa AA+
<b>SubTotal</b>			<b>\$473,970,000.00</b>	<b>\$462,217,136.58</b> <b>\$110,253.09</b>	<b>\$462,327,389.67</b>	<b>3.75%</b>		<b>\$455,360,855.96</b>	<b>(\$6,856,280.62)</b>	<b>30.24%</b>	
<b>Grand Total</b>			<b>\$1,545,424,473.47</b>	<b>\$1,515,968,001.55</b> <b>\$383,308.64</b>	<b>\$1,516,351,310.19</b>	<b>3.10%</b>		<b>\$1,505,633,910.16</b>	<b>(\$10,334,091.39)</b>	<b>100.00%</b>	

**TRANSACTION STATEMENT**

As of February 28, 2025



Transaction Type	Trade Date	Settlement Date	CUSIP	Security Description	Par Value	Principal Amount	Purchased Interest	Total Cost	Yield at Cost
<b>Purchase</b>									
Purchase	2/6/2025	2/7/2025	713448GA0	PepsiCo, Inc. 4.450% 02/07/2028	20,000,000.00	19,998,800.00		19,998,800.00	4.45%
Purchase	2/6/2025	2/7/2025	91282CMA6	UST 4.125% 11/30/2029	14,100,000.00	14,011,324.22	110,253.09	14,121,577.31	4.27%
Purchase	2/6/2025	2/7/2025	14913UAS9	Caterpillar Financial Services Corporation 4.600% 11/15/2027	22,000,000.00	22,082,060.00	230,511.11	22,312,571.11	4.45%
Purchase	2/26/2025	2/28/2025	91282CGQ8	UST 4.000% 02/28/2030	8,600,000.00	8,568,421.88		8,568,421.88	4.08%
<b>Total</b>					<b>64,700,000.00</b>	<b>64,660,606.10</b>	<b>340,764.20</b>	<b>65,001,370.30</b>	

Transaction Type	Trade Date	Settlement Date	CUSIP	Security Description	Par Value	Principal Cost	Total Proceeds	Realized Gain/Loss
<b>Maturity</b>								
Maturity	2/1/2025	2/1/2025	46513JEB3	State of Israel 2.280% 02/01/2025	3,500,000.00	3,500,000.00	3,500,000.00	0.00
Maturity	2/1/2025	2/1/2025	46513JRA1	State of Israel 2.430% 02/01/2025	1,500,000.00	1,500,000.00	1,500,000.00	0.00
<b>Total</b>					<b>5,000,000.00</b>	<b>5,000,000.00</b>	<b>5,000,000.00</b>	<b>0.00</b>

<b>Sell</b>								
Sell	2/6/2025	2/7/2025	9128283F5	UST 2.250% 11/15/2027	25,100,000.00	23,591,714.84	23,821,468.75	229,753.91
Sell	2/6/2025	2/7/2025	91282CFB2	UST 2.750% 07/31/2027	21,000,000.00	19,888,398.44	20,277,304.69	388,906.25
Sell	2/24/2025	2/24/2025	6775224G6	Ohio, State of 1.500% 08/01/2029	8,000,000.00	8,000,000.00	7,190,320.00	(809,680.00)
<b>Total</b>					<b>54,100,000.00</b>	<b>51,480,113.28</b>	<b>51,289,093.44</b>	<b>(191,019.84)</b>

Transaction Type	Payment Date	Settlement Date	CUSIP	Security Description	Interest Received
------------------	--------------	-----------------	-------	----------------------	-------------------

Franklin County Core Operating Account

**TRANSACTION STATEMENT**

As of February 28, 2025



Transaction Type	Payment Date	Settlement Date	CUSIP	Security Description	Interest Received
<b>Interest/Dividends</b>					
Interest/Dividends	2/1/2025	2/1/2025	46513JEB3	State of Israel 2.280% 02/01/2025	20,113.97
Interest/Dividends	2/1/2025	2/1/2025	46513JRA1	State of Israel 2.430% 02/01/2025	9,187.40
Interest/Dividends	2/3/2025	2/3/2025	6775224G6	Ohio, State of 1.500% 08/01/2029	60,000.00
Interest/Dividends	2/3/2025	2/3/2025	8549STAR5	STAR Ohio Money Market Fund	12,612.88
Interest/Dividends	2/7/2025	2/7/2025	3133EPSK2	FFCB 4.250 08/07/28	433,075.00
Interest/Dividends	2/6/2025	2/7/2025	9128283F5	Treasury, United States Department of 2.25% 11/15/2027	131,046.96
Interest/Dividends	2/6/2025	2/7/2025	91282CFB2	Treasury, United States Department of 2.75% 07/31/2027	11,167.13
Interest/Dividends	2/12/2025	2/12/2025	3133EL3H5	FFCB 0.570% 08/12/2025	21,375.00
Interest/Dividends	2/13/2025	2/13/2025	3130ANGM6	FHLB 1.050% 08/13/2026	78,750.00
Interest/Dividends	2/14/2025	2/14/2025	3135G05S8	FNMA 0.500% 08/14/2025	35,187.50
Interest/Dividends	2/18/2025	2/18/2025	199098DJ0	Ohio Capital Fund LLC, The 1.176% 08/15/2025	14,817.60
Interest/Dividends	2/18/2025	2/18/2025	89236TKF1	Toyota Motor Credit Corporation 3.650% 08/18/2025	209,875.00
Interest/Dividends	2/18/2025	2/18/2025	06428CAA2	Bank of America, National Association 5.526% 08/18/2026	512,536.50
Interest/Dividends	2/18/2025	2/18/2025	3130AL3S1	FHLB 0.625% 02/17/2026	23,437.50
Interest/Dividends	2/24/2025	2/24/2025	3130ALED2	FHLB 1.020% 02/24/2027	102,000.00
Interest/Dividends	2/24/2025	2/24/2025	3133EMRK0	FFCB 0.830% 02/22/2028	124,666.00
Interest/Dividends	2/24/2025	2/24/2025	6775224G6	Ohio, State of 1.50% 08/01/2029	7,666.66
Interest/Dividends	2/25/2025	2/25/2025	3136G4W41	FNMA 0.650% 08/25/2025	24,375.00

**TRANSACTION STATEMENT**

As of February 28, 2025



Transaction Type	Payment Date	Settlement Date	CUSIP	Security Description	Interest Received
Interest/Dividends	2/25/2025	2/25/2025	3130AKXX9	FHLB 0.500% 02/25/2026	12,500.00
Interest/Dividends	2/26/2025	2/26/2025	3130ALCE2	FHLB 0.920% 02/26/2027	85,767.00
Interest/Dividends	2/28/2025	2/28/2025	91282CCW9	UST 0.750% 08/31/2026	16,537.50
Interest/Dividends	2/28/2025	2/28/2025	91282CFH9	UST 3.125% 08/31/2027	352,343.75
Interest/Dividends	2/28/2025	2/28/2025	3133EPUN3	FEDERAL FARM 4.5% 08/28/2028	427,500.00
Interest/Dividends	2/28/2025	2/28/2025	3133EP4A0	FFCB 4.250% 02/28/2029	318,750.00
Interest/Dividends	2/28/2025	2/28/2025	91282CKD2	UST 4.250% 02/28/2029	523,387.50
Interest/Dividends	2/28/2025	2/28/2025	91282CLK5	UST 3.625% 08/31/2029	362,771.88
<b>Total</b>					<b>3,931,447.73</b>

**STATEMENT DISCLOSURE**

As of February 28, 2025



Meeder provides monthly statements for its investment management clients to provide information about the investment portfolio. The information should not be used for audit or confirmation purposes. Please review your custodial statements and report any inaccuracies or discrepancies.

Certain information and data has been supplied by unaffiliated third parties. Although Meeder believes the information is reliable, it cannot warrant the accuracy of information offered by third parties. Market value may reflect prices received from pricing vendors when current market quotations are not available. Prices may not reflect firm bids or offers and may differ from the value at which the security can be sold.

Statements may include positions from unmanaged accounts provided for reporting purposes. Unmanaged accounts are managed directly by the client and are not included in the accounts managed by the investment adviser. This information is provided as a client convenience and the investment adviser assumes no responsibility for performance of these accounts or the accuracy of the data reported.

**Investing involves risk. Past performance is no guarantee of future results. Debt and fixed income securities are subject to credit and interest rate risk. The investment return and principal value of an investment will fluctuate so that an investors shares, when redeemed, may be worth more or less than their original cost. Current performance may be lower or higher than the performance data quoted.**

Meeder Investment Management is the global brand for the Meeder group of affiliated companies. Investment advisory services are provided through Meeder Public Funds, Inc. Please contact us if you would like to receive a copy of our current ADV disclosure brochure or privacy policy.