



## **Franklin County Core Operating Account**

Monthly Investment Report  
March 31, 2025

**Your Investment Representative:**

Jim McCourt  
(614) 923-1151  
jmccourt@meederinvestment.com

For questions about your account please contact your investment representative or contact [publicfundsoperations@meederinvestment.com](mailto:publicfundsoperations@meederinvestment.com)  
**Dublin, Ohio | Lansing, Michigan | Long Beach, California | Austin, Texas | 866-633-3371 | [www.meederpublicfunds.com](http://www.meederpublicfunds.com)**

**PORTFOLIO SUMMARY**

As of March 31, 2025



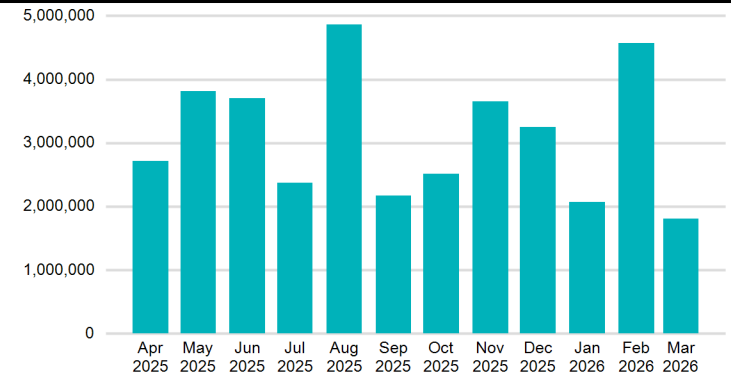
**MONTHLY RECONCILIATION**

<b>Beginning Book Value</b>	<b>1,455,900,434.72</b>
Contributions	5,422.31
Withdrawals	(10,005,422.31)
Realized Gains/Losses	339,420.45
Purchased Interest	(149,129.24)
Gross Interest Earnings	1,820,237.55
<b>Ending Book Value</b>	<b>1,447,910,963.48</b>

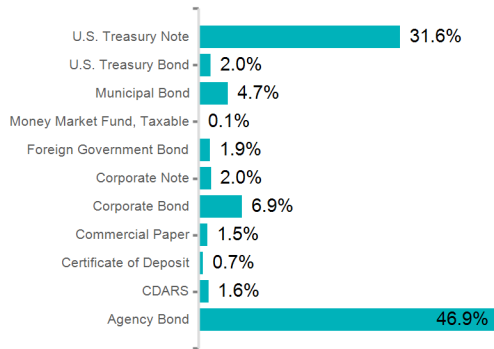
**PORTFOLIO CHARACTERISTICS**

Portfolio Yield to Maturity	3.22%
Portfolio Effective Duration	2.22 yrs
Weighted Average Maturity	2.39 yrs

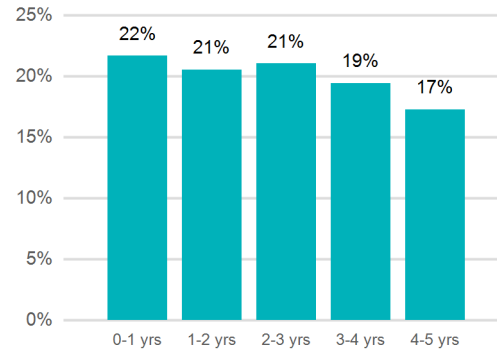
**PROJECTED MONTHLY INCOME SCHEDULE**



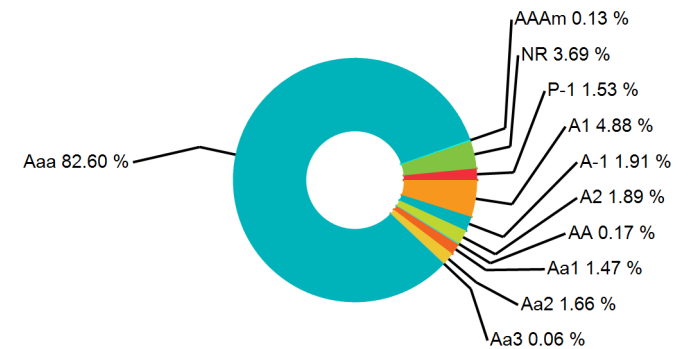
**SECTOR ALLOCATION**



**MATURITY DISTRIBUTION**



**CREDIT QUALITY**



Franklin County Core Operating Account

**PROJECTED INCOME SCHEDULE**

As of March 31, 2025



CUSIP	SECURITY DESCRIPTION	Apr 2025	May 2025	Jun 2025	Jul 2025	Aug 2025	Sep 2025	Oct 2025	Nov 2025	Dec 2025	Jan 2026	Feb 2026	Mar 2026
06428CAA2	Bank of America, National Association 5.526% 08/18/2026					512,537						512,537	
14913R2Q9	Caterpillar Financial Services Corporation 1.150% 09/14/2026						32,108						32,108
14913UAS9	Caterpillar Financial Services Corporation 4.600% 11/15/2027		506,000						506,000				
166756BB1	Chevron U.S.A. Inc. 4.475% 02/26/2028					335,625						335,625	
199098DJ0	Ohio Capital Fund LLC, The 1.176% 08/15/2025					(26,158)							
199492P86	Columbus, City Of 1.215% 04/01/2028	2,126						2,126					
199492R76	Columbus, City Of 0.784% 04/01/2026	4,410						4,410					
1995077C2	Columbus City School District 5.000% 12/01/2026			37,500									
19954VAK3	Columbus State Community College 0.667% 12/01/2025			8,338						8,338			
23223PGN1	Cuyahoga, County of 1.629% 12/01/2029			25,087									
239876CT0	Dayton, City of 1.101% 12/01/2025			4,899									
24422ETH2	John Deere Capital Corporation 2.650% 06/10/2026			79,500						79,500			
3130AKPC4	FHLB 0.600% 01/28/2026				15,000								
3130AKSW7	FHLB 0.650% 01/28/2026				16,250					61,250			
3130AKXX9	FHLB 0.500% 02/25/2026					12,500							
3130AL3S1	FHLB 0.625% 02/17/2026					23,438							
3130ALCE2	FHLB 0.920% 02/26/2027					85,767						85,767	
3130ALED2	FHLB 1.020% 02/24/2027					102,000						102,000	
3130ALZ23	FHLB 0.800% 04/28/2025	37,000											
3130AM4D1	FHLB 0.750% 04/28/2025	29,513											

Franklin County Core Operating Account

**PROJECTED INCOME SCHEDULE**

As of March 31, 2025



CUSIP	SECURITY DESCRIPTION	Apr 2025	May 2025	Jun 2025	Jul 2025	Aug 2025	Sep 2025	Oct 2025	Nov 2025	Dec 2025	Jan 2026	Feb 2026	Mar 2026
3130AMHB1	FHLB 0.875% 05/26/2026		20,125						20,125				
3130AMLV2	FHLB 1.010% 05/26/2026		55,550						55,550				
3130AMMZ2	FHLB 1.000% 06/10/2026			30,000						30,000			
3130AMNG3	FHLB 0.760% 06/09/2025			19,000									
3130AMNY4	FHLB 0.670% 06/10/2025			33,500									
3130AMSL7	FHLB 1.030% 06/30/2026			18,154						18,154			
3130ANGM6	FHLB 1.050% 08/13/2026					78,750						78,750	
3130AP3C7	FHLB 1.100% 09/30/2026						32,285						32,285
3130APH99	FHLB 1.110% 10/28/2026	5,550						5,550					
3130APL29	FHLB 1.310% 10/28/2026	6,550						6,550					
3130APLK9	FHLB 1.280% 10/28/2026	6,400						6,400					
3130ATUS4	FHLB 4.250% 12/10/2027			329,375						329,375			
3130AWMN7	FHLB 4.375% 06/09/2028			459,375						459,375			
3130B1BC0	FHLB 4.625% 06/08/2029			231,250						231,250			
3133EL3H5	FFCB 0.570% 08/12/2025					28,875							
3133EL6D1	FFCB 1.230% 09/10/2029						61,500						61,500
3133ELC28	FFCB 0.730% 05/27/2025		24,500										
3133EMCP5	FFCB 0.520% 10/14/2025	19,500											
3133EMH54	FFCB 0.960% 06/15/2026			21,408						21,408			
3133EMRK0	FFCB 0.830% 02/22/2028					124,666						124,666	
3133EMUK6	FFCB 1.050% 03/25/2026						26,250						26,250
3133EMUP5	FFCB 0.710% 04/01/2025	28,290											
3133EMWH1	FFCB 0.710% 04/21/2025	63,086											
3133EMYN6	FFCB 0.710% 05/06/2025		35,500										
3133EMZB1	FFCB 0.960% 05/13/2026		72,000						72,000				

Franklin County Core Operating Account

**PROJECTED INCOME SCHEDULE**

As of March 31, 2025



CUSIP	SECURITY DESCRIPTION	Apr 2025	May 2025	Jun 2025	Jul 2025	Aug 2025	Sep 2025	Oct 2025	Nov 2025	Dec 2025	Jan 2026	Feb 2026	Mar 2026
3133EMZW5	FFCB 0.730% 05/19/2025		41,741										
3133ENEM8	FFCB 1.430% 11/23/2026		20,807						20,807				
3133ENHA1	FFCB 1.500% 12/14/2026			97,200						97,200			
3133EP4A0	FFCB 4.250% 02/28/2029					318,750						318,750	
3133EPFU4	FFCB 3.500% 04/12/2028	437,500						437,500					
3133EPGW9	FEDERAL FARM 3.875% 04/25/2028	426,250						426,250					
3133EPLD5	FEDERAL FARM 3.875% 05/30/28		436,228						436,228				
3133EPNH4	FFCB 3.875 06/21/2028			341,000						341,000			
3133EPSK2	FFCB 4.250 08/07/28					433,075						433,075	
3133EPUN3	FEDERAL FARM 4.5% 08/28/2028					427,500						427,500	
3133EPZN8	FEDERAL FARM 5.00% 10/24/2028	254,375						254,375					
3134GW5P7	FMCC 0.600% 10/27/2025	22,500						25,875					
3134GW6C5	FMCC 0.800% 10/28/2026	57,640						57,640					
3134GWR65	FMCC 0.500% 06/24/2025			9,625									
3134GWVL7	FMCC 1.000% 09/28/2029						45,000						45,000
3134GWZG4	FMCC 0.600% 10/20/2025	22,500						22,500					
3134GXCS1	FMCC 0.625% 11/25/2025		15,625										
3134GXDM3	FMCC 0.620% 12/01/2025			23,250									
3134GXFA7	FMCC 0.650% 11/26/2025		24,375						24,375				
3134GXFV1	FMCC 0.625% 12/17/2025			15,625									
3135G05S8	FNMA 0.500% 08/14/2025					46,365							
3135G06B4	FNMA 0.560% 10/22/2025	14,000											
3135G06Q1	FNMA 0.640% 12/30/2025			16,000						9,750			
3135G06R9	FNMA 0.550% 01/28/2026				13,750						13,750		

Franklin County Core Operating Account

**PROJECTED INCOME SCHEDULE**

As of March 31, 2025



CUSIP	SECURITY DESCRIPTION	Apr 2025	May 2025	Jun 2025	Jul 2025	Aug 2025	Sep 2025	Oct 2025	Nov 2025	Dec 2025	Jan 2026	Feb 2026	Mar 2026
3135GA2Z3	FNMA 0.560% 11/17/2025		21,000										
3136G45C3	FNMA 0.540% 10/27/2025	20,250											
353174JE6	Franklin County Convention Facilities Authority 1.922% 12/01/2029			50,885									
46513JRS2	State of Israel 1.570% 10/01/2025		19,464										
46514AM48	State of Israel 5.390% 12/01/2026		134,750						134,750				
46514AM97	State of Israel 5.590% 12/01/2028		83,850						83,850				
46514AR92	State of Israel 5.150% 04/01/2029		25,750						25,750				
46514BDB0	State of Israel 4.460% 02/01/2028		89,200						89,200				
46514TPV4	State of Israel 1.200% 02/01/2026		18,000						18,000				
46514TZG6	State of Israel 1.350% 02/01/2026		3,375						3,375				
46514VDB6	State of Israel 2.270% 02/01/2027		28,375						28,375				
46514VDJ9	State of Israel 3.580% 05/01/2027		26,850						26,850				
46514VDU4	State of Israel 5.040% 10/01/2027		63,000						63,000				
465HBDU81	State of Israel 5.740% 10/01/2028		71,750						71,750				
48128GW48	JPMorgan Chase & Co. 1.000% 03/17/2027						50,000						50,000
62479LW50	MUFG Bank, Ltd. 09/05/2025						365,115						
63873JUB4	Natixis 07/11/2025				327,860								
713448DN5	PepsiCo, Inc. 2.375% 10/06/2026	122,799						122,799					
713448GA0	PepsiCo, Inc. 4.450% 02/07/2028					445,000						445,000	
742651DZ2	PEFCO 3.900% 10/15/2027	234,390						234,390					

Franklin County Core Operating Account

**PROJECTED INCOME SCHEDULE**

As of March 31, 2025



CUSIP	SECURITY DESCRIPTION	Apr 2025	May 2025	Jun 2025	Jul 2025	Aug 2025	Sep 2025	Oct 2025	Nov 2025	Dec 2025	Jan 2026	Feb 2026	Mar 2026
742651EA6	PEFCO 4.300% 12/15/2028			665,425						665,425			
742651EC2	PEFCO 3.65 03/15/30						304,775						304,775
880591EZ1	TVA 3.875% 03/15/2028						532,813						532,813
89236TKC8	Toyota Motor Credit Corporation 3.950% 06/30/2025			226,280									
89236TKF1	Toyota Motor Credit Corporation 3.650% 08/18/2025					203,435							
9128284N7	UST 2.875% 05/15/2028		287,500						287,500				
9128286T2	UST 2.375% 05/15/2029		118,453						118,453				
912828U24	UST 2.000% 11/15/2026		250,000						250,000				
912828Z78	UST 1.500% 01/31/2027				176,250						176,250		
91282CBW0	UST 0.750% 04/30/2026	75,000						75,000					
91282CCP4	UST 0.625% 07/31/2026				32,813						32,813		
91282CCW9	UST 0.750% 08/31/2026					16,538						16,538	
91282CEM9	UST 2.875% 04/30/2029	215,625						215,625					
91282CEN7	UST 2.750% 04/30/2027	312,125						312,125					
91282CES6	UST 2.750% 05/31/2029		275,000						275,000				
91282CET4	UST 2.625% 05/31/2027		281,531						281,531				
91282CEV9	UST 3.250% 06/30/2029			325,000						325,000			
91282CEW7	UST 3.250% 06/30/2027			292,500						292,500			
91282CFH9	UST 3.125% 08/31/2027					352,344						352,344	
91282CFM8	UST 4.125% 09/30/2027						206,250						206,250
91282CFT3	UST 4.000% 10/31/2029	300,000						300,000					
91282CFZ9	UST 3.875% 11/30/2027		473,719						473,719				
91282CGH8	UST 3.500% 01/31/2028				350,000						350,000		

Franklin County Core Operating Account

**PROJECTED INCOME SCHEDULE**

As of March 31, 2025



CUSIP	SECURITY DESCRIPTION	Apr 2025	May 2025	Jun 2025	Jul 2025	Aug 2025	Sep 2025	Oct 2025	Nov 2025	Dec 2025	Jan 2026	Feb 2026	Mar 2026
91282CGQ8	UST 4.000% 02/28/2030					452,000						452,000	
91282CHM6	UST 4.500% 07/15/2026				202,500						202,500		
91282CHQ7	UST 4.125% 07/31/2028				402,188						402,188		
91282CKD2	UST 4.250% 02/28/2029					523,388						523,388	
91282CKG5	UST 4.125% 03/31/2029						515,625						515,625
91282CLC3	UST 4.000% 07/31/2029				300,000						300,000		
91282CLK5	UST 3.625% 08/31/2029					362,772						362,772	
91282CMA6	UST 4.125% 11/30/2029		290,813						290,813				
91282CMG3	UST 4.250% 01/31/2030				531,250						531,250		
MS0016449	FCCFA Series 2018 3.81% 12/1/2027			342,900						342,900			
<b>TOTAL</b>		<b>2,717,379</b>	<b>3,814,830</b>	<b>3,703,075</b>	<b>2,367,860</b>	<b>4,859,165</b>	<b>2,171,721</b>	<b>2,509,116</b>	<b>3,657,000</b>	<b>3,251,174</b>	<b>2,070,000</b>	<b>4,570,710</b>	<b>1,806,606</b>



Franklin County Core Operating Account

**POSITION STATEMENT**

As of March 31, 2025



CUSIP	Security Description	Trade Date/ Settlement Date	Par Value	Principal Cost/ Purchased Interest	Total Cost	Yield at Cost	Maturity/ Duration	Market Price/ Market Value	Unrealized Gain/ (Loss)	% of Assets	Moody's/ S&P Rating
<b>Cash and Cash Equivalents</b>											
8549STAR5	STAR Ohio Money Market Fund	3/31/2025 3/31/2025	\$1,909,261.66	\$1,909,261.66	\$1,909,261.66	4.48%	0.003 0.003	\$1.00 \$1,909,261.66	\$0.00	0.13%	AAAm
00366CASH	CF Bank Link Deposit Account 2023	3/31/2025 3/31/2025	\$25,000,000.00	\$25,000,000.00	\$25,000,000.00	1.39%	0.003 0.003	\$1.00 \$25,000,000.00	\$0.00	1.65%	
<b>SubTotal</b>			<b>\$26,909,261.66</b>	<b>\$26,909,261.66</b>	<b>\$26,909,261.66</b>	<b>1.61%</b>		<b>\$26,909,261.66</b>	<b>\$0.00</b>	<b>1.78%</b>	
<b>Agency Bond</b>											
3133EMUP5	FFCB 0.710% 04/01/2025	3/24/2021 4/1/2021	\$5,000,000.00	\$5,000,000.00	\$5,000,000.00	0.71%	0.003 0.003	\$100.00 \$5,000,000.00	\$0.00	0.33%	Aaa AA+
3133EMUP5	FFCB 0.710% 04/01/2025	3/29/2021 4/1/2021	\$2,969,000.00	\$2,969,000.00	\$2,969,000.00	0.71%	0.003 0.003	\$100.00 \$2,969,000.00	\$0.00	0.20%	Aaa AA+
3133EMWH1	FFCB 0.710% 04/21/2025	4/20/2021 4/22/2021	\$10,000,000.00	\$9,995,000.00	\$9,995,000.00	0.72%	0.058 0.056	\$99.78 \$9,978,200.00	(\$16,800.00)	0.66%	Aaa AA+
3133EMWH1	FFCB 0.710% 04/21/2025	4/29/2021 4/30/2021	\$16,023,000.00	\$16,021,795.40	\$16,021,795.40	0.71%	0.058 0.056	\$99.78 \$15,988,069.86	(\$33,725.54)	1.06%	Aaa AA+
3130ALZ23	FHLB 0.800% 04/28/2025	4/8/2021 4/28/2021	\$9,250,000.00	\$9,250,000.00	\$9,250,000.00	0.80%	0.077 0.075	\$99.72 \$9,224,192.50	(\$25,807.50)	0.61%	Aaa AA+
3130AM4D1	FHLB 0.750% 04/28/2025	4/20/2021 4/28/2021	\$7,870,000.00	\$7,870,000.00	\$7,870,000.00	0.75%	0.077 0.075	\$99.70 \$7,846,547.40	(\$23,452.60)	0.52%	Aaa AA+
3133EMYN6	FFCB 0.710% 05/06/2025	5/6/2021 5/7/2021	\$10,000,000.00	\$10,000,000.00	\$10,000,000.00	0.71%	0.099 0.097	\$99.63 \$9,962,800.00	(\$37,200.00)	0.66%	Aaa AA+
3133EMZW5	FFCB 0.730% 05/19/2025	5/25/2021 5/26/2021	\$11,436,000.00	\$11,436,000.00	\$11,436,000.00	0.73%	0.134 0.133	\$99.49 \$11,378,133.84	(\$57,866.16)	0.75%	Aaa AA+
3133ELC28	FFCB 0.730% 05/27/2025	5/28/2020 5/29/2020	\$5,000,000.00	\$4,993,750.00	\$4,993,750.00	0.76%	0.156 0.156	\$99.41 \$4,970,300.00	(\$23,450.00)	0.33%	Aaa AA+
3130AMNG3	FHLB 0.760% 06/09/2025	5/25/2021 6/9/2021	\$5,000,000.00	\$5,000,000.00	\$5,000,000.00	0.76%	0.192 0.189	\$99.29 \$4,964,500.00	(\$35,500.00)	0.33%	Aaa AA+
3130AMNY4	FHLB 0.670% 06/10/2025	5/25/2021 6/10/2021	\$10,000,000.00	\$10,000,000.00	\$10,000,000.00	0.67%	0.195 0.192	\$99.26 \$9,926,200.00	(\$73,800.00)	0.66%	Aaa AA+
3134GWR65	FMCC 0.500% 06/24/2025	9/11/2020 9/24/2020	\$5,500,000.00	\$5,497,250.00	\$5,497,250.00	0.51%	0.233 0.231	\$99.09 \$5,449,730.00	(\$47,520.00)	0.36%	Aaa AA+
3130AJRE1	FHLB 0.750% 06/24/2025	7/1/2020 7/2/2020	\$982,638.89	\$982,638.89	\$982,638.89	0.75%	0.233 0.231	\$99.09 \$973,657.57	(\$8,981.32)	0.06%	Aaa AA+

Franklin County Core Operating Account

**POSITION STATEMENT**

As of March 31, 2025



CUSIP	Security Description	Trade Date/ Settlement Date	Par Value	Principal Cost/ Purchased Interest	Total Cost	Yield at Cost	Maturity/ Duration	Market Price/ Market Value	Unrealized Gain/ (Loss)	% of Assets	Moody's/ S&P Rating
3136G4A37	FNMA 0.670% 07/28/2025	7/16/2020 7/28/2020	\$7,500,000.00	\$7,500,000.00	\$7,500,000.00	0.67%	0.326 0.325	\$98.74 \$7,405,800.00	(\$94,200.00)	0.49%	Aaa AA+
3133EL3H5	FFCB 0.570% 08/12/2025	8/10/2020 8/12/2020	\$7,500,000.00	\$7,492,500.00	\$7,492,500.00	0.59%	0.367 0.364	\$98.60 \$7,394,775.00	(\$97,725.00)	0.49%	Aaa AA+
3135G05S8	FNMA 0.500% 08/14/2025	8/6/2020 8/14/2020	\$7,500,000.00	\$7,500,000.00	\$7,500,000.00	0.50%	0.373 0.369	\$98.59 \$7,394,175.00	(\$105,825.00)	0.49%	Aaa AA+
3135G05S8	FNMA 0.500% 08/14/2025	8/21/2020 8/24/2020	\$6,575,000.00	\$6,563,822.50	\$6,563,822.50	0.53%	0.373 0.369	\$98.59 \$6,482,226.75	(\$81,595.75)	0.43%	Aaa AA+
3136G4W41	FNMA 0.650% 08/25/2025	9/15/2020 9/16/2020	\$7,500,000.00	\$7,503,525.00	\$7,503,525.00	0.64%	0.403 0.400	\$98.51 \$7,388,250.00	(\$115,275.00)	0.49%	Aaa AA+
3133EMCP5	FFCB 0.520% 10/14/2025	10/2/2020 10/14/2020	\$7,500,000.00	\$7,490,625.00	\$7,490,625.00	0.55%	0.540 0.535	\$97.92 \$7,344,150.00	(\$146,475.00)	0.49%	Aaa AA+
3134GWZG4	FMCC 0.600% 10/20/2025	10/6/2020 10/20/2020	\$7,500,000.00	\$7,500,000.00	\$7,500,000.00	0.60%	0.556 0.551	\$98.03 \$7,352,250.00	(\$147,750.00)	0.49%	Aaa AA+
3135G06B4	FNMA 0.560% 10/22/2025	12/1/2020 12/2/2020	\$5,000,000.00	\$4,987,500.00	\$4,987,500.00	0.61%	0.562 0.557	\$97.89 \$4,894,315.00	(\$93,185.00)	0.32%	Aaa AA+
3136G45C3	FNMA 0.540% 10/27/2025	10/21/2020 10/27/2020	\$7,500,000.00	\$7,492,500.00	\$7,492,500.00	0.56%	0.575 0.571	\$97.84 \$7,337,925.00	(\$154,575.00)	0.49%	Aaa AA+
3134GW5P7	FMCC 0.600% 10/27/2025	10/26/2020 10/27/2020	\$7,500,000.00	\$7,496,625.00	\$7,496,625.00	0.61%	0.575 0.571	\$97.96 \$7,347,075.00	(\$149,550.00)	0.49%	Aaa AA+
3135GA2Z3	FNMA 0.560% 11/17/2025	11/12/2020 11/17/2020	\$7,500,000.00	\$7,483,125.00	\$7,483,125.00	0.61%	0.633 0.626	\$97.73 \$7,329,600.00	(\$153,525.00)	0.48%	Aaa AA+
3134GXCS1	FMCC 0.625% 11/25/2025	11/16/2020 11/25/2020	\$5,000,000.00	\$5,000,000.00	\$5,000,000.00	0.63%	0.655 0.648	\$97.67 \$4,883,700.00	(\$116,300.00)	0.32%	Aaa AA+
3134GXFA7	FMCC 0.650% 11/26/2025	11/24/2020 11/30/2020	\$7,500,000.00	\$7,500,000.00	\$7,500,000.00	0.65%	0.658 0.651	\$97.62 \$7,321,725.00	(\$178,275.00)	0.48%	Aaa AA+
3134GXDM3	FMCC 0.620% 12/01/2025	11/30/2020 12/1/2020	\$7,500,000.00	\$7,499,250.00	\$7,499,250.00	0.62%	0.671 0.665	\$97.62 \$7,321,620.00	(\$177,630.00)	0.48%	Aaa AA+
3134GXFV1	FMCC 0.625% 12/17/2025	12/3/2020 12/17/2020	\$5,000,000.00	\$4,997,500.00	\$4,997,500.00	0.64%	0.715 0.710	\$97.41 \$4,870,430.00	(\$127,070.00)	0.32%	Aaa AA+
3135G06Q1	FNMA 0.640% 12/30/2025	12/23/2020 12/30/2020	\$5,000,000.00	\$5,006,250.00	\$5,006,250.00	0.61%	0.751 0.765	\$97.29 \$4,864,500.00	(\$141,750.00)	0.32%	Aaa AA+
3135G06R9	FNMA 0.550% 01/28/2026	1/5/2021 1/28/2021	\$5,000,000.00	\$5,000,000.00	\$5,000,000.00	0.55%	0.830 0.824	\$96.96 \$4,847,950.00	(\$152,050.00)	0.32%	Aaa AA+
3130AKSW7	FHLB 0.650% 01/28/2026	6/7/2021 6/9/2021	\$5,000,000.00	\$4,955,000.00	\$4,955,000.00	0.80%	0.830 0.823	\$96.98 \$4,849,050.00	(\$105,950.00)	0.32%	Aaa AA+

Franklin County Core Operating Account

**POSITION STATEMENT**

As of March 31, 2025



CUSIP	Security Description	Trade Date/ Settlement Date	Par Value	Principal Cost/ Purchased Interest	Total Cost	Yield at Cost	Maturity/ Duration	Market Price/ Market Value	Unrealized Gain/ (Loss)	% of Assets	Moody's/ S&P Rating
3130AKPC4	FHLB 0.600% 01/28/2026	1/8/2021 1/28/2021	\$5,000,000.00	\$5,000,000.00	\$5,000,000.00	0.60%	0.830 0.824	\$97.00 \$4,849,850.00	(\$150,150.00)	0.32%	Aaa AA+
3130AL3S1	FHLB 0.625% 02/17/2026	2/4/2021 2/17/2021	\$7,500,000.00	\$7,500,000.00	\$7,500,000.00	0.63%	0.885 0.876	\$96.97 \$7,272,450.00	(\$227,550.00)	0.48%	Aaa AA+
3130AKXX9	FHLB 0.500% 02/25/2026	2/9/2021 2/25/2021	\$5,000,000.00	\$4,990,000.00	\$4,990,000.00	0.54%	0.907 0.899	\$96.67 \$4,833,400.00	(\$156,600.00)	0.32%	Aaa AA+
3133EMUK6	FFCB 1.050% 03/25/2026	3/18/2021 3/25/2021	\$5,000,000.00	\$5,000,000.00	\$5,000,000.00	1.05%	0.984 0.981	\$97.03 \$4,851,300.00	(\$148,700.00)	0.32%	Aaa AA+
3133EMZB1	FFCB 0.960% 05/13/2026	5/12/2021 5/13/2021	\$15,000,000.00	\$14,970,000.00	\$14,970,000.00	1.00%	1.118 1.109	\$96.44 \$14,465,250.00	(\$504,750.00)	0.96%	Aaa AA+
3130AMLV2	FHLB 1.010% 05/26/2026	5/18/2021 5/26/2021	\$11,000,000.00	\$11,000,000.00	\$11,000,000.00	1.01%	1.153 1.145	\$96.39 \$10,602,900.00	(\$397,100.00)	0.70%	Aaa AA+
3130AMHB1	FHLB 0.875% 05/26/2026	5/24/2021 5/26/2021	\$4,600,000.00	\$4,588,500.00	\$4,588,500.00	0.93%	1.153 1.146	\$96.13 \$4,422,164.00	(\$166,336.00)	0.29%	Aaa AA+
3130AMMZ2	FHLB 1.000% 06/10/2026	5/20/2021 6/10/2021	\$6,000,000.00	\$6,000,000.00	\$6,000,000.00	1.00%	1.195 1.184	\$96.22 \$5,773,260.00	(\$226,740.00)	0.38%	Aaa AA+
3133EMH54	FFCB 0.960% 06/15/2026	6/9/2021 6/15/2021	\$4,460,000.00	\$4,459,331.00	\$4,459,331.00	0.96%	1.208 1.198	\$96.18 \$4,289,628.00	(\$169,703.00)	0.28%	Aaa AA+
3130AMSL7	FHLB 1.030% 06/30/2026	6/8/2021 6/30/2021	\$3,525,000.00	\$3,525,000.00	\$3,525,000.00	1.03%	1.249 1.242	\$96.09 \$3,387,172.50	(\$137,827.50)	0.22%	Aaa AA+
3130ANGM6	FHLB 1.050% 08/13/2026	6/10/2022 6/14/2022	\$15,000,000.00	\$13,603,050.00	\$13,603,050.00	3.47%	1.370 1.359	\$95.80 \$14,370,150.00	\$767,100.00	0.95%	Aaa AA+
3130AP3C7	FHLB 1.100% 09/30/2026	10/25/2021 10/26/2021	\$5,870,000.00	\$5,811,300.00	\$5,811,300.00	1.24%	1.501 1.492	\$95.51 \$5,606,202.20	(\$205,097.80)	0.37%	Aaa AA+
3134GW6C5	FMCC 0.800% 10/28/2026	8/2/2022 8/3/2022	\$14,410,000.00	\$13,139,614.40	\$13,139,614.40	3.03%	1.578 1.563	\$94.94 \$13,680,854.00	\$541,239.60	0.91%	Aaa AA+
3130APL29	FHLB 1.310% 10/28/2026	2/10/2023 2/13/2023	\$1,000,000.00	\$893,180.00	\$893,180.00	4.47%	1.578 1.555	\$95.68 \$956,790.00	\$63,610.00	0.06%	Aaa AA+
3130APLK9	FHLB 1.280% 10/28/2026	2/10/2023 2/13/2023	\$1,000,000.00	\$892,160.00	\$892,160.00	4.47%	1.578 1.555	\$95.57 \$955,650.00	\$63,490.00	0.06%	Aaa AA+
3130APH99	FHLB 1.110% 10/28/2026	2/10/2023 2/13/2023	\$1,000,000.00	\$886,410.00	\$886,410.00	4.47%	1.578 1.558	\$95.31 \$953,090.00	\$66,680.00	0.06%	Aaa AA+
3133ENEM8	FFCB 1.430% 11/23/2026	11/30/2021 12/1/2021	\$2,910,000.00	\$2,911,455.00	\$2,911,455.00	1.42%	1.649 1.623	\$95.64 \$2,783,252.04	(\$128,202.96)	0.18%	Aaa AA+
3133ENHA1	FFCB 1.500% 12/14/2026	12/10/2021 12/14/2021	\$12,960,000.00	\$12,960,000.00	\$12,960,000.00	1.50%	1.707 1.680	\$95.64 \$12,394,944.00	(\$565,056.00)	0.82%	Aaa AA+

Franklin County Core Operating Account

**POSITION STATEMENT**

As of March 31, 2025



CUSIP	Security Description	Trade Date/ Settlement Date	Par Value	Principal Cost/ Purchased Interest	Total Cost	Yield at Cost	Maturity/ Duration	Market Price/ Market Value	Unrealized Gain/ (Loss)	% of Assets	Moody's/ S&P Rating
3130ALED2	FHLB 1.020% 02/24/2027	6/23/2022 6/24/2022	\$20,000,000.00	\$17,988,400.00	\$17,988,400.00	3.37%	1.904 1.882	\$94.51 \$18,902,800.00	\$914,400.00	1.25%	Aaa AA+
3130ALCE2	FHLB 0.920% 02/26/2027	6/14/2022 6/15/2022	\$11,145,000.00	\$9,761,348.25	\$9,761,348.25	3.83%	1.910 1.889	\$94.08 \$10,485,438.90	\$724,090.65	0.69%	Aaa AA+
3130ALCE2	FHLB 0.920% 02/26/2027	10/19/2022 10/20/2022	\$7,500,000.00	\$6,393,000.00	\$6,393,000.00	4.71%	1.910 1.889	\$94.08 \$7,056,150.00	\$663,150.00	0.47%	Aaa AA+
742651DZ2	PEFCO 3.900% 10/15/2027	4/27/2023 5/3/2023	\$6,095,000.00	\$6,104,752.00	\$6,104,752.00	3.86%	2.543 2.398	\$99.13 \$6,041,729.70	(\$63,022.30)	0.40%	Aaa AA+
742651DZ2	PEFCO 3.900% 10/15/2027	4/28/2023 5/3/2023	\$5,925,000.00	\$5,915,520.00	\$5,915,520.00	3.94%	2.543 2.398	\$99.13 \$5,873,215.50	(\$42,304.50)	0.39%	Aaa AA+
3130ATUS4	FHLB 4.250% 12/10/2027	12/30/2022 12/30/2022	\$15,500,000.00	\$15,573,470.00	\$15,573,470.00	4.14%	2.696 2.541	\$100.75 \$15,616,343.00	\$42,873.00	1.03%	Aaa AA+
3133EMRK0	FFCB 0.830% 02/22/2028	4/5/2023 4/6/2023	\$30,040,000.00	\$26,221,615.60	\$26,221,615.60	3.70%	2.899 2.859	\$90.87 \$27,298,249.20	\$1,076,633.60	1.81%	Aaa AA+
880591EZ1	TVA 3.875% 03/15/2028	3/28/2023 3/30/2023	\$27,500,000.00	\$27,377,095.00	\$27,377,095.00	3.98%	2.959 2.816	\$99.72 \$27,423,275.00	\$46,180.00	1.81%	Aaa AA+
3133EPFU4	FFCB 3.500% 04/12/2028	4/14/2023 4/17/2023	\$25,000,000.00	\$24,718,250.00	\$24,718,250.00	3.75%	3.036 2.853	\$98.57 \$24,643,000.00	(\$75,250.00)	1.63%	Aaa AA+
3133EPGW9	FEDERAL FARM 3.875% 04/25/2028	4/20/2023 4/25/2023	\$22,000,000.00	\$22,078,980.00	\$22,078,980.00	3.80%	3.071 2.873	\$99.64 \$21,919,920.00	(\$159,060.00)	1.45%	Aaa AA+
3133EPLD5	FEDERAL FARM 3.875% 05/30/28	5/25/2023 5/30/2023	\$22,515,000.00	\$22,454,209.50	\$22,454,209.50	3.94%	3.167 2.973	\$99.57 \$22,417,735.20	(\$36,474.30)	1.48%	Aaa AA+
3130AWMN7	FHLB 4.375% 06/09/2028	8/10/2023 8/11/2023	\$21,000,000.00	\$21,028,140.00	\$21,028,140.00	4.34%	3.195 2.974	\$101.06 \$21,223,020.00	\$194,880.00	1.40%	Aaa AA+
3133EPNH4	FFCB 3.875 06/21/2028	6/15/2023 6/21/2023	\$17,600,000.00	\$17,521,680.00	\$17,521,680.00	3.97%	3.227 3.028	\$99.59 \$17,528,192.00	\$6,512.00	1.16%	Aaa AA+
3133EPSK2	FFCB 4.250 08/07/28	8/1/2023 8/7/2023	\$20,380,000.00	\$20,287,474.80	\$20,287,474.80	4.35%	3.356 3.140	\$100.64 \$20,510,228.20	\$222,753.40	1.36%	Aaa AA+
3133EPUN3	FEDERAL FARM 4.5% 08/28/2028	8/25/2023 8/28/2023	\$19,000,000.00	\$18,989,895.80	\$18,989,895.80	4.51%	3.414 3.188	\$101.51 \$19,286,140.00	\$296,244.20	1.28%	Aaa AA+
3133EPZN8	FEDERAL FARM 5.00% 10/24/2028	10/18/2023 10/24/2023	\$10,175,000.00	\$10,175,000.00	\$10,175,000.00	5.00%	3.570 3.246	\$103.24 \$10,504,975.25	\$329,975.25	0.70%	Aaa AA+
742651EA6	PEFCO 4.300% 12/15/2028	1/24/2024 1/30/2024	\$25,000,000.00	\$25,171,500.00	\$25,171,500.00	4.14%	3.712 3.423	\$100.12 \$25,029,950.00	(\$141,550.00)	1.66%	Aaa AA+
742651EA6	PEFCO 4.300% 12/15/2028	1/22/2024 1/30/2024	\$5,950,000.00	\$5,949,464.50	\$5,949,464.50	4.30%	3.712 3.423	\$100.12 \$5,957,128.10	\$7,663.60	0.39%	Aaa AA+

Franklin County Core Operating Account

**POSITION STATEMENT**

As of March 31, 2025



CUSIP	Security Description	Trade Date/ Settlement Date	Par Value	Principal Cost/ Purchased Interest	Total Cost	Yield at Cost	Maturity/ Duration	Market Price/ Market Value	Unrealized Gain/ (Loss)	% of Assets	Moody's/ S&P Rating
3133EP4A0	FFCB 4.250% 02/28/2029	2/28/2024 2/29/2024	\$15,000,000.00	\$14,947,200.00	\$14,947,200.00	4.33%	3.918 3.630	\$100.70 \$15,105,450.00	\$158,250.00	1.00%	Aaa AA+
3130B1BC0	FHLB 4.625% 06/08/2029	6/25/2024 6/26/2024	\$10,000,000.00	\$10,151,940.00	\$10,151,940.00	4.28%	4.192 3.805	\$102.19 \$10,218,500.00	\$66,560.00	0.68%	Aaa AA+
3133EL6D1	FFCB 1.230% 09/10/2029	11/21/2024 11/22/2024	\$10,000,000.00	\$8,632,500.00	\$8,632,500.00	4.42%	4.449 4.324	\$88.12 \$8,811,700.00	\$179,200.00	0.58%	Aaa AA+
3134GWVL7	FMCC 1.000% 09/28/2029	11/21/2024 11/22/2024	\$9,000,000.00	\$7,666,470.00	\$7,666,470.00	4.43%	4.499 4.395	\$86.35 \$7,771,770.00	\$105,300.00	0.51%	Aaa AA+
742651EC2	PEFCO 3.65 03/15/30	3/21/2025 3/24/2025	\$16,700,000.00	\$16,338,278.00 \$15,238.75	\$16,353,516.75	4.14%	4.959 4.565	\$97.65 \$16,307,566.70	(\$30,711.30)	1.08%	Aaa AA+
<b>SubTotal</b>			<b>\$712,365,638.89</b>	<b>\$697,559,840.64</b> <b>\$15,238.75</b>	<b>\$697,575,079.39</b>	<b>2.62%</b>		<b>\$697,641,631.41</b>	<b>\$81,790.77</b>	<b>46.16%</b>	
<b>CDARS</b>											
00124CDAR	First Bank Richmond 0.50% 08/28/2025	8/28/2024 8/29/2024	\$4,444,000.00	\$4,444,000.00	\$4,444,000.00	0.50%	0.411 0.410	\$100.00 \$4,444,000.00	\$0.00	0.29%	
00125CDAR	Riverside Bank of Dublin 0.50% 08/28/2025	8/29/2024 8/29/2024	\$3,056,000.00	\$3,056,000.00	\$3,056,000.00	0.50%	0.411 0.410	\$100.00 \$3,056,000.00	\$0.00	0.20%	
00127CDAR	First Commonwealth Bank 0.75% 09/11/2025	9/12/2024 9/12/2024	\$9,067,566.83	\$9,067,566.83	\$9,067,566.83	0.75%	0.449 0.447	\$100.00 \$9,067,566.83	\$0.00	0.60%	
00126CDAR	CFBank 0.50% 09/25/2025	9/26/2024 9/26/2024	\$7,500,000.00	\$7,500,000.00	\$7,500,000.00	0.50%	0.488 0.487	\$100.00 \$7,500,000.00	\$0.00	0.50%	
<b>SubTotal</b>			<b>\$24,067,566.83</b>	<b>\$24,067,566.83</b>	<b>\$24,067,566.83</b>	<b>0.59%</b>		<b>\$24,067,566.83</b>	<b>\$0.00</b>	<b>1.59%</b>	
<b>Certificate of Deposit</b>											
0000911CD	Fifth Third Linked Deposit CD x7215	9/11/2024 9/11/2024	\$11,000,000.00	\$11,000,000.00	\$11,000,000.00	0.60%	1.945 1.937	\$100.00 \$11,000,000.00	\$0.00	0.73%	
<b>SubTotal</b>			<b>\$11,000,000.00</b>	<b>\$11,000,000.00</b>	<b>\$11,000,000.00</b>	<b>0.60%</b>		<b>\$11,000,000.00</b>	<b>\$0.00</b>	<b>0.73%</b>	
<b>Commercial Paper</b>											
63873JUB4	Natixis 07/11/2025	10/15/2024 10/16/2024	\$10,055,000.00	\$9,727,139.97	\$9,727,139.97	4.53%	0.280 0.283	\$98.73 \$9,927,774.09	\$200,634.12	0.66%	P-1 A-1

Franklin County Core Operating Account

**POSITION STATEMENT**

As of March 31, 2025



CUSIP	Security Description	Trade Date/ Settlement Date	Par Value	Principal Cost/ Purchased Interest	Total Cost	Yield at Cost	Maturity/ Duration	Market Price/ Market Value	Unrealized Gain/ (Loss)	% of Assets	Moody's/ S&P Rating
62479LW50	MUFG Bank, Ltd. 09/05/2025	1/8/2025 1/9/2025	\$12,585,000.00	\$12,219,884.74	\$12,219,884.74	4.50%	0.433 0.439	\$98.06 \$12,340,687.40	\$120,802.66	0.82%	P-1 A-1
<b>SubTotal</b>			<b>\$22,640,000.00</b>	<b>\$21,947,024.71</b>	<b>\$21,947,024.71</b>	<b>4.51%</b>		<b>\$22,268,461.49</b>	<b>\$321,436.78</b>	<b>1.47%</b>	
<b>Corporate Bond</b>											
89236TKC8	Toyota Motor Credit Corporation 3.950% 06/30/2025	6/28/2022 6/30/2022	\$12,000,000.00	\$12,007,040.00	\$12,007,040.00	3.96%	0.249 0.250	\$99.82 \$11,978,400.00	(\$28,640.00)	0.79%	A1 A+
89236TKC8	Toyota Motor Credit Corporation 3.950% 06/30/2025	6/29/2022 7/1/2022	\$2,000,000.00	\$2,003,680.00	\$2,003,680.00	3.88%	0.249 0.250	\$99.82 \$1,996,400.00	(\$7,280.00)	0.13%	A1 A+
89236TKF1	Toyota Motor Credit Corporation 3.650% 08/18/2025	8/15/2022 8/18/2022	\$11,500,000.00	\$11,506,440.00	\$11,506,440.00	3.63%	0.384 0.381	\$99.61 \$11,455,265.00	(\$51,175.00)	0.76%	A1 A+
24422ETH2	John Deere Capital Corporation 2.650% 06/10/2026	6/21/2024 6/24/2024	\$6,000,000.00	\$5,736,420.00	\$5,736,420.00	5.03%	1.195 1.172	\$98.19 \$5,891,400.00	\$154,980.00	0.39%	A1 A
06428CAA2	Bank of America, National Association 5.526% 08/18/2026	8/15/2023 8/18/2023	\$18,550,000.00	\$18,553,524.50	\$18,553,524.50	5.52%	1.384 1.341	\$101.53 \$18,834,371.50	\$280,847.00	1.25%	Aa1 A+
14913R2Q9	Caterpillar Financial Services Corporation 1.150% 09/14/2026	8/22/2024 8/23/2024	\$5,584,000.00	\$5,238,462.08	\$5,238,462.08	4.32%	1.458 1.444	\$95.66 \$5,341,598.56	\$103,136.48	0.35%	A2 A
48128GW48	JPMorgan Chase & Co. 1.000% 03/17/2027	10/2/2024 10/3/2024	\$10,000,000.00	\$9,205,000.00	\$9,205,000.00	4.45%	1.962 1.946	\$92.60 \$9,260,000.00	\$55,000.00	0.61%	A1 A
14913UAS9	Caterpillar Financial Services Corporation 4.600% 11/15/2027	2/6/2025 2/7/2025	\$22,000,000.00	\$22,082,060.00 \$20,511.11	\$22,312,571.11	4.45%	2.627 2.459	\$100.70 \$22,154,770.00	\$72,710.00	1.47%	A2 A
166756BB1	Chevron U.S.A. Inc. 4.475% 02/26/2028	3/6/2025 3/7/2025	\$15,000,000.00	\$15,065,100.00 \$20,510.42	\$15,085,610.42	4.32%	2.910 2.744	\$100.71 \$15,105,750.00	\$40,650.00	1.00%	Aa2 AA-
<b>SubTotal</b>			<b>\$102,634,000.00</b>	<b>\$101,397,726.58 \$251,021.53</b>	<b>\$101,648,748.11</b>	<b>4.49%</b>		<b>\$102,017,955.06</b>	<b>\$620,228.48</b>	<b>6.75%</b>	

Franklin County Core Operating Account

**POSITION STATEMENT**

As of March 31, 2025



CUSIP	Security Description	Trade Date/ Settlement Date	Par Value	Principal Cost/ Purchased Interest	Total Cost	Yield at Cost	Maturity/ Duration	Market Price/ Market Value	Unrealized Gain/ (Loss)	% of Assets	Moody's/ S&P Rating
<b>Corporate Note</b>											
713448DN5	PepsiCo, Inc. 2.375% 10/06/2026	7/23/2024 7/24/2024	\$10,341,000.00	\$9,853,653.65	\$9,853,653.65	4.66%	1.518 1.478	\$97.38 \$10,069,858.98	\$216,205.33	0.67%	A1 A+
713448GA0	PepsiCo, Inc. 4.450% 02/07/2028	2/6/2025 2/7/2025	\$20,000,000.00	\$19,998,800.00	\$19,998,800.00	4.45%	2.858 2.692	\$100.57 \$20,113,740.00	\$114,940.00	1.33%	A1 A+
<b>SubTotal</b>			<b>\$30,341,000.00</b>	<b>\$29,852,453.65</b>	<b>\$29,852,453.65</b>	<b>4.52%</b>		<b>\$30,183,598.98</b>	<b>\$331,145.33</b>	<b>2.00%</b>	
<b>Foreign Government Bond</b>											
46513JRS2	State of Israel 1.570% 10/01/2025	9/17/2020 10/1/2020	\$2,500,000.00	\$2,500,000.00	\$2,500,000.00	1.57%	0.504 0.501	\$98.62 \$2,465,557.50	(\$34,442.50)	0.16%	A-1 AA-
46514TZG6	State of Israel 1.350% 02/01/2026	2/1/2021 2/1/2021	\$500,000.00	\$500,000.00	\$500,000.00	1.35%	0.841 0.834	\$97.57 \$487,837.00	(\$12,163.00)	0.03%	A-1 AA-
46514TPV4	State of Israel 1.200% 02/01/2026	2/1/2021 2/1/2021	\$3,000,000.00	\$3,000,000.00	\$3,000,000.00	1.20%	0.841 0.835	\$97.44 \$2,923,305.00	(\$76,695.00)	0.19%	A-1 AA-
46514AM48	State of Israel 5.390% 12/01/2026	12/1/2023 12/1/2023	\$5,000,000.00	\$5,000,000.00	\$5,000,000.00	5.39%	1.671 1.582	\$100.07 \$5,003,385.00	\$3,385.00	0.33%	A-1 AA-
46514VDB6	State of Israel 2.270% 02/01/2027	2/4/2022 2/4/2022	\$2,500,000.00	\$2,500,000.00	\$2,500,000.00	2.27%	1.841 1.791	\$96.52 \$2,412,952.50	(\$87,047.50)	0.16%	A-1 AA-
46514VDJ9	State of Israel 3.580% 05/01/2027	5/10/2022 5/15/2022	\$1,500,000.00	\$1,500,000.00	\$1,500,000.00	3.58%	2.085 1.998	\$98.63 \$1,479,417.00	(\$20,583.00)	0.10%	A-1 AA-
46514VDU4	State of Israel 5.040% 10/01/2027	10/15/2022 10/15/2022	\$2,500,000.00	\$2,500,000.00	\$2,500,000.00	5.04%	2.504 2.335	\$100.04 \$2,500,887.50	\$887.50	0.17%	A-1 AA-
46514BDB0	State of Israel 4.460% 02/01/2028	2/1/2023 2/1/2023	\$4,000,000.00	\$4,000,000.00	\$4,000,000.00	4.46%	2.841 2.647	\$100.00 \$4,000,000.00	\$0.00	0.26%	A-1 AA-
465HBDU81	State of Israel 5.740% 10/01/2028	10/16/2023 10/16/2023	\$2,500,000.00	\$2,500,000.00	\$2,500,000.00	5.74%	3.507 3.058	\$100.00 \$2,500,000.00	\$0.00	0.17%	A-1 AA-
46514AM97	State of Israel 5.590% 12/01/2028	12/1/2023 12/1/2023	\$3,000,000.00	\$3,000,000.00	\$3,000,000.00	5.59%	3.674 3.290	\$100.08 \$3,002,361.00	\$2,361.00	0.20%	A-1 AA-
46514AR92	State of Israel 5.150% 04/01/2029	4/1/2024 4/1/2024	\$1,000,000.00	\$1,000,000.00	\$1,000,000.00	5.15%	4.006 3.588	\$100.00 \$999,989.00	(\$11.00)	0.07%	A-1 AA-
<b>SubTotal</b>			<b>\$28,000,000.00</b>	<b>\$28,000,000.00</b>	<b>\$28,000,000.00</b>	<b>4.05%</b>		<b>\$27,775,691.50</b>	<b>(\$224,308.50)</b>	<b>1.84%</b>	

Franklin County Core Operating Account

**POSITION STATEMENT**

As of March 31, 2025



CUSIP	Security Description	Trade Date/ Settlement Date	Par Value	Principal Cost/ Purchased Interest	Total Cost	Yield at Cost	Maturity/ Duration	Market Price/ Market Value	Unrealized Gain/ (Loss)	% of Assets	Moody's/ S&P Rating
<b>Municipal Bond</b>											
199098DJ0	Ohio Capital Fund LLC, The 1.176% 08/15/2025	12/10/2020 12/15/2020	\$2,520,000.00	\$2,560,975.20	\$2,560,975.20	0.82%	0.375 0.372	\$98.80 \$2,489,770.08	(\$71,205.12)	0.16%	AA
19954VAK3	Columbus State Community College 0.667% 12/01/2025	9/11/2020 10/8/2020	\$2,500,000.00	\$2,500,000.00	\$2,500,000.00	0.67%	0.671 0.665	\$97.64 \$2,440,925.00	(\$59,075.00)	0.16%	Aa1 AA
239876CT0	Dayton, City of 1.101% 12/01/2025	10/23/2020 11/12/2020	\$890,000.00	\$890,000.00	\$890,000.00	1.10%	0.671 0.664	\$97.84 \$870,792.91	(\$19,207.09)	0.06%	Aa3 AA
199492R76	Columbus, City Of 0.784% 04/01/2026	2/19/2021 2/23/2021	\$1,125,000.00	\$1,130,850.00	\$1,130,850.00	0.68%	1.003 0.994	\$96.84 \$1,089,486.00	(\$41,364.00)	0.07%	Aaa AAA
1995077C2	Columbus City School District 5.000% 12/01/2026	9/3/2020 9/24/2020	\$1,500,000.00	\$1,847,880.00	\$1,847,880.00	1.11%	1.671 1.595	\$101.29 \$1,519,291.50	(\$328,588.50)	0.10%	Aa2 AA
MS0310040	FCCFA Series 2011 3.52% 12/1/2026	12/1/2021 12/1/2021	\$14,633,000.00	\$14,633,000.00	\$14,633,000.00	3.52%	1.671 1.590	\$99.98 \$14,629,488.08	(\$3,511.92)	0.97%	
MS0016449	FCCFA Series 2018 3.81% 12/1/2027	12/1/2022 12/1/2022	\$18,000,000.00	\$18,000,000.00	\$18,000,000.00	3.81%	2.671 2.483	\$99.99 \$17,997,660.00	(\$2,340.00)	1.19%	
199492P86	Columbus, City Of 1.215% 04/01/2028	1/15/2021 2/17/2021	\$350,000.00	\$350,000.00	\$350,000.00	1.22%	3.006 2.933	\$91.98 \$321,933.50	(\$28,066.50)	0.02%	Aaa AAA
MS0009675	FCCFA Series 2014 3.81% 12/01/2028	12/1/2023 12/1/2023	\$15,000,000.00	\$15,000,000.00	\$15,000,000.00	3.81%	3.674 0.347	\$99.99 \$14,999,100.00	(\$900.00)	0.99%	
MS0018627	FCCFA Series 2019 3.27% 12/01/2029	12/1/2024 12/1/2024	\$6,000,000.00	\$6,000,000.00	\$6,000,000.00	3.27%	4.674 4.246	\$99.98 \$5,998,680.00	(\$1,320.00)	0.40%	
23223PGN1	Cuyahoga, County of 1.629% 12/01/2029	10/14/2020 11/3/2020	\$3,080,000.00	\$3,080,000.00	\$3,080,000.00	1.63%	4.674 4.474	\$89.00 \$2,741,252.36	(\$338,747.64)	0.18%	Aa2 AA
353174JE6	Franklin County Convention Facilities Authority 1.922% 12/01/2029	9/2/2020 9/22/2020	\$5,295,000.00	\$5,295,000.00	\$5,295,000.00	1.92%	4.674 4.440	\$88.57 \$4,689,792.09	(\$605,207.91)	0.31%	Aa2 AA
<b>SubTotal</b>			<b>\$70,893,000.00</b>	<b>\$71,287,705.20</b>	<b>\$71,287,705.20</b>	<b>3.12%</b>		<b>\$69,788,171.52</b>	<b>(\$1,499,533.68)</b>	<b>4.62%</b>	
<b>U.S. Treasury Bond</b>											
91282CCW9	UST 0.750% 08/31/2026	8/27/2021 8/31/2021	\$4,410,000.00	\$4,397,080.08	\$4,397,080.08	0.81%	1.419 1.384	\$95.58 \$4,214,994.21	(\$182,085.87)	0.28%	Aaa AA+



Franklin County Core Operating Account

**POSITION STATEMENT**

As of March 31, 2025



CUSIP	Security Description	Trade Date/ Settlement Date	Par Value	Principal Cost/ Purchased Interest	Total Cost	Yield at Cost	Maturity/ Duration	Market Price/ Market Value	Unrealized Gain/ (Loss)	% of Assets	Moody's/ S&P Rating
91282CMG3	UST 4.250% 01/31/2030	3/6/2025 3/7/2025	\$25,000,000.00	\$25,220,703.13 \$102,727.90	\$25,323,431.03	4.05%	4.841 4.397	\$101.16 \$25,289,050.00	\$68,346.87	1.67%	Aaa AA+
<b>SubTotal</b>			<b>\$29,410,000.00</b>	<b>\$29,617,783.21 \$102,727.90</b>	<b>\$29,720,511.11</b>	<b>3.59%</b>		<b>\$29,504,044.21</b>	<b>(\$113,739.00)</b>	<b>1.95%</b>	
<b>U.S. Treasury Note</b>											
91282CBW0	UST 0.750% 04/30/2026	5/18/2021 5/19/2021	\$20,000,000.00	\$19,929,687.50	\$19,929,687.50	0.82%	1.082 1.077	\$96.50 \$19,300,000.00	(\$629,687.50)	1.28%	Aaa AA+
91282CHM6	UST 4.500% 07/15/2026	9/27/2023 9/28/2023	\$9,000,000.00	\$8,914,921.88	\$8,914,921.88	4.86%	1.290 1.260	\$100.60 \$9,053,955.00	\$139,033.12	0.60%	Aaa AA+
91282CCP4	UST 0.625% 07/31/2026	8/30/2021 8/31/2021	\$10,500,000.00	\$10,422,890.63	\$10,422,890.63	0.78%	1.334 1.332	\$95.64 \$10,042,672.50	(\$380,218.13)	0.66%	Aaa AA+
912828U24	UST 2.000% 11/15/2026	7/10/2023 7/11/2023	\$25,000,000.00	\$23,056,640.63	\$23,056,640.63	4.53%	1.627 1.594	\$96.93 \$24,232,425.00	\$1,175,784.37	1.60%	Aaa AA+
912828Z78	UST 1.500% 01/31/2027	10/13/2023 10/16/2023	\$23,500,000.00	\$21,197,734.38	\$21,197,734.38	4.75%	1.838 1.814	\$95.71 \$22,491,145.00	\$1,293,410.62	1.49%	Aaa AA+
91282CEN7	UST 2.750% 04/30/2027	5/17/2022 5/18/2022	\$10,100,000.00	\$10,017,542.97	\$10,017,542.97	2.93%	2.082 2.015	\$97.68 \$9,865,649.70	(\$151,893.27)	0.65%	Aaa AA+
91282CEN7	UST 2.750% 04/30/2027	6/15/2022 6/16/2022	\$7,500,000.00	\$7,258,300.78	\$7,258,300.78	3.47%	2.082 2.015	\$97.68 \$7,325,977.50	\$67,676.72	0.48%	Aaa AA+
91282CEN7	UST 2.750% 04/30/2027	6/29/2023 6/30/2023	\$5,100,000.00	\$4,817,906.25	\$4,817,906.25	4.33%	2.082 2.015	\$97.68 \$4,981,664.70	\$163,758.45	0.33%	Aaa AA+
91282CET4	UST 2.625% 05/31/2027	6/1/2022 6/2/2022	\$6,000,000.00	\$5,917,265.63	\$5,917,265.63	2.92%	2.167 2.102	\$97.31 \$5,838,654.00	(\$78,611.63)	0.39%	Aaa AA+
91282CET4	UST 2.625% 05/31/2027	6/3/2022 6/3/2022	\$5,450,000.00	\$5,371,230.47	\$5,371,230.47	2.94%	2.167 2.102	\$97.31 \$5,303,444.05	(\$67,786.42)	0.35%	Aaa AA+
91282CET4	UST 2.625% 05/31/2027	6/14/2022 6/15/2022	\$10,000,000.00	\$9,562,890.63	\$9,562,890.63	3.60%	2.167 2.102	\$97.31 \$9,731,090.00	\$168,199.37	0.64%	Aaa AA+
91282CEW7	UST 3.250% 06/30/2027	8/22/2022 8/23/2022	\$11,000,000.00	\$11,033,945.31	\$11,033,945.31	3.18%	2.249 2.172	\$98.60 \$10,846,176.00	(\$187,769.31)	0.72%	Aaa AA+
91282CEW7	UST 3.250% 06/30/2027	5/2/2023 5/3/2023	\$7,000,000.00	\$6,879,687.50	\$6,879,687.50	3.70%	2.249 2.172	\$98.60 \$6,902,112.00	\$22,424.50	0.46%	Aaa AA+
91282CFH9	UST 3.125% 08/31/2027	8/29/2022 8/31/2022	\$11,550,000.00	\$11,479,166.02	\$11,479,166.02	3.26%	2.419 2.339	\$98.16 \$11,337,953.55	(\$141,212.47)	0.75%	Aaa AA+

Franklin County Core Operating Account

**POSITION STATEMENT**

As of March 31, 2025



CUSIP	Security Description	Trade Date/ Settlement Date	Par Value	Principal Cost/ Purchased Interest	Total Cost	Yield at Cost	Maturity/ Duration	Market Price/ Market Value	Unrealized Gain/ (Loss)	% of Assets	Moody's/ S&P Rating
91282CFH9	UST 3.125% 08/31/2027	10/19/2022 10/20/2022	\$4,000,000.00	\$3,788,750.00	\$3,788,750.00	4.34%	2.419 2.339	\$98.16 \$3,926,564.00	\$137,814.00	0.26%	Aaa AA+
91282CFH9	UST 3.125% 08/31/2027	1/19/2023 1/20/2023	\$7,000,000.00	\$6,882,695.31	\$6,882,695.31	3.52%	2.419 2.339	\$98.16 \$6,871,487.00	(\$11,208.31)	0.45%	Aaa AA+
91282CFM8	UST 4.125% 09/30/2027	10/11/2022 10/12/2022	\$10,000,000.00	\$9,985,546.88	\$9,985,546.88	4.16%	2.501 2.401	\$100.53 \$10,053,130.00	\$67,583.12	0.67%	Aaa AA+
91282CFM8	UST 4.125% 09/30/2027	10/17/2022 10/18/2022	\$10,000,000.00	\$9,949,609.38	\$9,949,609.38	4.24%	2.501 2.401	\$100.53 \$10,053,130.00	\$103,520.62	0.67%	Aaa AA+
91282CFZ9	UST 3.875% 11/30/2027	2/16/2023 2/17/2023	\$17,250,000.00	\$17,110,517.58	\$17,110,517.58	4.06%	2.669 2.529	\$99.90 \$17,232,508.50	\$121,990.92	1.14%	Aaa AA+
91282CFZ9	UST 3.875% 11/30/2027	5/2/2023 5/3/2023	\$7,200,000.00	\$7,271,437.50	\$7,271,437.50	3.64%	2.669 2.529	\$99.90 \$7,192,699.20	(\$78,738.30)	0.48%	Aaa AA+
91282CGH8	UST 3.500% 01/31/2028	1/26/2023 1/31/2023	\$20,000,000.00	\$19,916,406.25	\$19,916,406.25	3.59%	2.838 2.710	\$98.88 \$19,776,740.00	(\$139,666.25)	1.31%	Aaa AA+
9128284N7	UST 2.875% 05/15/2028	5/18/2023 5/19/2023	\$20,000,000.00	\$19,242,187.50	\$19,242,187.50	3.71%	3.126 2.984	\$96.92 \$19,384,380.00	\$142,192.50	1.28%	Aaa AA+
91282CHQ7	UST 4.125% 07/31/2028	2/5/2024 2/6/2024	\$12,500,000.00	\$12,488,769.53	\$12,488,769.53	4.15%	3.337 3.133	\$100.63 \$12,578,962.50	\$90,192.97	0.83%	Aaa AA+
91282CHQ7	UST 4.125% 07/31/2028	6/26/2024 6/27/2024	\$7,000,000.00	\$6,934,648.44	\$6,934,648.44	4.38%	3.337 3.133	\$100.63 \$7,044,219.00	\$109,570.56	0.47%	Aaa AA+
91282CKD2	UST 4.250% 02/28/2029	3/8/2024 3/11/2024	\$6,930,000.00	\$6,988,471.88	\$6,988,471.88	4.06%	3.918 3.646	\$101.08 \$7,005,051.90	\$16,580.02	0.46%	Aaa AA+
91282CKD2	UST 4.250% 02/28/2029	4/18/2024 4/19/2024	\$7,000,000.00	\$6,873,125.00	\$6,873,125.00	4.67%	3.918 3.646	\$101.08 \$7,075,810.00	\$202,685.00	0.47%	Aaa AA+
91282CKD2	UST 4.250% 02/28/2029	5/30/2024 5/31/2024	\$10,700,000.00	\$10,541,171.88	\$10,541,171.88	4.60%	3.918 3.646	\$101.08 \$10,815,881.00	\$274,709.12	0.72%	Aaa AA+
91282CKG5	UST 4.125% 03/31/2029	5/9/2024 5/10/2024	\$25,000,000.00	\$24,586,914.06	\$24,586,914.06	4.50%	4.003 3.663	\$100.63 \$25,158,150.00	\$571,235.94	1.66%	Aaa AA+
91282CEM9	UST 2.875% 04/30/2029	10/30/2024 10/31/2024	\$15,000,000.00	\$14,245,312.50	\$14,245,312.50	4.11%	4.085 3.829	\$95.96 \$14,394,135.00	\$148,822.50	0.95%	Aaa AA+
9128286T2	UST 2.375% 05/15/2029	10/30/2024 10/31/2024	\$9,975,000.00	\$9,268,957.03	\$9,268,957.03	4.10%	4.126 3.910	\$94.05 \$9,381,168.30	\$112,211.27	0.62%	Aaa AA+
91282CES6	UST 2.750% 05/31/2029	6/25/2024 6/26/2024	\$20,000,000.00	\$18,653,906.25	\$18,653,906.25	4.28%	4.170 3.924	\$95.40 \$19,079,680.00	\$425,773.75	1.26%	Aaa AA+
91282CEV9	UST 3.250% 06/30/2029	8/14/2024 8/15/2024	\$20,000,000.00	\$19,618,750.00	\$19,618,750.00	3.68%	4.252 3.969	\$97.22 \$19,443,760.00	(\$174,990.00)	1.29%	Aaa AA+

Franklin County Core Operating Account

**POSITION STATEMENT**

As of March 31, 2025



CUSIP	Security Description	Trade Date/ Settlement Date	Par Value	Principal Cost/ Purchased Interest	Total Cost	Yield at Cost	Maturity/ Duration	Market Price/ Market Value	Unrealized Gain/ (Loss)	% of Assets	Moody's/ S&P Rating
91282CLC3	UST 4.000% 07/31/2029	7/30/2024 7/31/2024	\$15,000,000.00	\$14,946,093.75	\$14,946,093.75	4.08%	4.337 4.000	\$100.16 \$15,023,430.00	\$77,336.25	0.99%	Aaa AA+
91282CLK5	UST 3.625% 08/31/2029	10/21/2024 10/22/2024	\$20,015,000.00	\$19,718,684.18	\$19,718,684.18	3.96%	4.422 4.106	\$98.65 \$19,744,477.26	\$25,793.08	1.31%	Aaa AA+
91282CFT3	UST 4.000% 10/31/2029	10/30/2024 10/31/2024	\$15,000,000.00	\$14,922,656.25	\$14,922,656.25	4.12%	4.589 4.164	\$100.10 \$15,015,240.00	\$92,583.75	0.99%	Aaa AA+
91282CMA6	UST 4.125% 11/30/2029	2/6/2025 2/7/2025	\$14,100,000.00	\$14,011,324.22 \$110,253.09	\$14,121,577.31	4.27%	4.671 4.238	\$100.66 \$14,193,624.00	\$182,299.78	0.94%	Aaa AA+
91282CGQ8	UST 4.000% 02/28/2030	2/26/2025 2/28/2025	\$8,600,000.00	\$8,568,421.88	\$8,568,421.88	4.08%	4.918 4.497	\$100.10 \$8,608,316.20	\$39,894.32	0.57%	Aaa AA+
91282CGQ8	UST 4.000% 02/28/2030	3/6/2025 3/7/2025	\$14,000,000.00	\$13,965,000.00 \$10,652.17	\$13,975,652.17	4.06%	4.918 4.497	\$100.10 \$14,013,538.00	\$48,538.00	0.93%	Aaa AA+
<b>SubTotal</b>			<b>\$477,970,000.00</b>	<b>\$466,339,167.83</b> <b>\$120,905.26</b>	<b>\$466,460,073.09</b>	<b>3.83%</b>		<b>\$470,319,000.86</b>	<b>\$3,979,833.03</b>	<b>31.12%</b>	
<b>Grand Total</b>			<b>\$1,536,230,467.38</b>	<b>\$1,507,978,530.31</b> <b>\$489,893.44</b>	<b>\$1,508,468,423.75</b>	<b>3.19%</b>		<b>\$1,511,475,383.52</b>	<b>\$3,496,853.21</b>	<b>100.00%</b>	

**TRANSACTION STATEMENT**

As of March 31, 2025

Transaction Type	Trade Date	Settlement Date	CUSIP	Security Description	Par Value	Principal Amount	Purchased Interest	Total Cost	Yield at Cost
<b>Purchase</b>									
Purchase	3/6/2025	3/7/2025	91282CMG3	UST 4.250% 01/31/2030	25,000,000.00	25,220,703.13	102,727.90	25,323,431.03	4.05%
Purchase	3/6/2025	3/7/2025	91282CGQ8	UST 4.000% 02/28/2030	14,000,000.00	13,965,000.00	10,652.17	13,975,652.17	4.06%
Purchase	3/6/2025	3/7/2025	166756BB1	Chevron U.S.A. Inc. 4.475% 02/26/2028	15,000,000.00	15,065,100.00	20,510.42	15,085,610.42	4.32%
Purchase	3/21/2025	3/24/2025	742651EC2	PEFCO 3.65 03/15/30	16,700,000.00	16,338,278.00	15,238.75	16,353,516.75	4.14%
<b>Total</b>					<b>70,700,000.00</b>	<b>70,589,081.13</b>	<b>149,129.24</b>	<b>70,738,210.37</b>	

Transaction Type	Trade Date	Settlement Date	CUSIP	Security Description	Par Value	Principal Cost	Total Proceeds	Realized Gain/Loss
<b>Maturity</b>								
Maturity	3/18/2025	3/18/2025	63873JQJ2	Natixis 03/18/2025	26,440,000.00	25,420,297.33	26,440,000.00	1,019,702.67
<b>Total</b>					<b>26,440,000.00</b>	<b>25,420,297.33</b>	<b>26,440,000.00</b>	<b>1,019,702.67</b>

<b>Sell</b>									
Sell	3/5/2025	3/6/2025	91282CBC4	UST 0.375% 12/31/2025	10,000,000.00	9,842,968.75	9,698,046.88	(144,921.87)	
Sell	3/5/2025	3/6/2025	3134GW4B9	FMCC 0.500% 10/29/2025	7,500,000.00	7,485,000.00	7,321,950.00	(163,050.00)	
Sell	3/5/2025	3/6/2025	3134GWYS9	FMCC 0.600% 10/15/2025	7,150,000.00	7,097,233.00	6,994,022.75	(103,210.25)	
Sell	3/5/2025	3/6/2025	3134GW5R3	FMCC 0.650% 10/27/2025	6,360,000.00	6,317,197.20	6,216,009.60	(101,187.60)	
Sell	3/5/2025	3/6/2025	3133ELH23	FFCB 0.500% 06/09/2025	12,500,000.00	12,471,850.00	12,375,900.00	(95,950.00)	
Sell	3/5/2025	3/6/2025	3133ELH80	FFCB 0.680% 06/10/2025	7,500,000.00	7,500,000.00	7,428,037.50	(71,962.50)	
<b>Total</b>					<b>51,010,000.00</b>	<b>50,714,248.95</b>	<b>50,033,966.73</b>	<b>(680,282.22)</b>	

Franklin County Core Operating Account

**TRANSACTION STATEMENT**

As of March 31, 2025



Transaction Type	Payment Date	Settlement Date	CUSIP	Security Description	Interest Received
<b>Interest/Dividends</b>					
Interest/Dividends	3/3/2025	3/3/2025	8549STAR5	STAR Ohio Money Market Fund	19,540.96
Interest/Dividends	3/5/2025	3/6/2025	3134GW5R3	Federal Home Loan Mortgage Corporation 0.65% 10/27/2025	14,813.50
Interest/Dividends	3/5/2025	3/6/2025	3133ELH23	Federal Farm Credit Banks Funding Corporation 0.50% 06/09/2025	15,104.17
Interest/Dividends	3/5/2025	3/6/2025	3133ELH80	Federal Farm Credit Banks Funding Corporation 0.68% 06/10/2025	12,183.33
Interest/Dividends	3/5/2025	3/6/2025	3134GWYS9	Federal Home Loan Mortgage Corporation 0.60% 10/15/2025	16,802.50
Interest/Dividends	3/5/2025	3/6/2025	91282CBC4	Treasury, United States Department of 0.38% 12/31/2025	6,733.43
Interest/Dividends	3/5/2025	3/6/2025	3134GW4B9	Federal Home Loan Mortgage Corporation 0.50% 10/29/2025	13,229.16
Interest/Dividends	3/10/2025	3/10/2025	3133EL6D1	FFCB 1.230% 09/10/2029	61,500.00
Interest/Dividends	3/14/2025	3/14/2025	14913R2Q9	Caterpillar Financial Services Corporation 1.150% 09/14/2026	32,108.00
Interest/Dividends	3/17/2025	3/17/2025	880591EZ1	TVA 3.875% 03/15/2028	532,812.50
Interest/Dividends	3/17/2025	3/17/2025	48128GW48	JPMorgan Chase & Co. 1.000% 03/17/2027	50,000.00
Interest/Dividends	3/24/2025	3/24/2025	3134GWR65	FMCC 0.500% 06/24/2025	13,750.00
Interest/Dividends	3/25/2025	3/25/2025	3133EMUK6	FFCB 1.050% 03/25/2026	26,250.00
Interest/Dividends	3/28/2025	3/28/2025	3134GWVL7	FMCC 1.000% 09/28/2029	45,000.00
Interest/Dividends	3/31/2025	3/31/2025	91282CFM8	UST 4.125% 09/30/2027	412,500.00
Interest/Dividends	3/31/2025	3/31/2025	91282CKG5	UST 4.125% 03/31/2029	515,625.00
Interest/Dividends	3/31/2025	3/31/2025	3130AP3C7	FHLB 1.100% 09/30/2026	32,285.00
<b>Total</b>					<b>1,820,237.55</b>

**TRANSACTION STATEMENT**

As of March 31, 2025



Transaction Type	Trade Date	Settlement Date	Transaction Description	Amount
<b>Contribution</b>				
Contribution	3/10/2025	3/10/2025	Cash In	2,694.36
Contribution	3/26/2025	3/26/2025	Cash In	2,727.95
<b>Total</b>				<b>5,422.31</b>
<b>Withdrawal</b>				
Withdrawal	3/10/2025	3/10/2025	Cash Out	(2,694.36)
Withdrawal	3/20/2025	3/20/2025	Cash Out	(10,000,000.00)
Withdrawal	3/26/2025	3/26/2025	Cash Out	(2,727.95)
<b>Total</b>				<b>(10,005,422.31)</b>

**STATEMENT DISCLOSURE**

As of March 31, 2025



Meeder provides monthly statements for its investment management clients to provide information about the investment portfolio. The information should not be used for audit or confirmation purposes. Please review your custodial statements and report any inaccuracies or discrepancies.

Certain information and data has been supplied by unaffiliated third parties. Although Meeder believes the information is reliable, it cannot warrant the accuracy of information offered by third parties. Market value may reflect prices received from pricing vendors when current market quotations are not available. Prices may not reflect firm bids or offers and may differ from the value at which the security can be sold.

Statements may include positions from unmanaged accounts provided for reporting purposes. Unmanaged accounts are managed directly by the client and are not included in the accounts managed by the investment adviser. This information is provided as a client convenience and the investment adviser assumes no responsibility for performance of these accounts or the accuracy of the data reported.

**Investing involves risk. Past performance is no guarantee of future results. Debt and fixed income securities are subject to credit and interest rate risk. The investment return and principal value of an investment will fluctuate so that an investors shares, when redeemed, may be worth more or less than their original cost. Current performance may be lower or higher than the performance data quoted.**

Meeder Investment Management is the global brand for the Meeder group of affiliated companies. Investment advisory services are provided through Meeder Public Funds, Inc. Please contact us if you would like to receive a copy of our current ADV disclosure brochure or privacy policy.